




**930E/950E**  
**Hydraulic Tail Semitrailer**  
**Parts Manual**



**LANDOLL CORPORATION**

1900 North Street

Marysville, Kansas 66508

(785) 562-5381

800-428-5655 ~ [WWW.LANDOLL.COM](http://WWW.LANDOLL.COM)

## Manuals for 930E/950E Hydraulic Tail Semitrailer

Manual Number	Manual Type
F-1005-1018	Operator's Manual
F-1004-0320	Parts Manual

Eastern Wrecker Sales Inc

# 1 Illustrated Parts List

<b>Instructions For Ordering Parts</b> .....	<b>1-1</b>
Identification Plate and Location .....	1-1
<b>General Assembly</b> .....	<b>1-2</b>
<b>Decals</b> .....	<b>1-4</b>
Decal Installation & Placement .....	1-4
<b>Frame Assemblies</b> .....	<b>1-8</b>
Frame Assembly .....	1-8
6' Air Ramp - General Assembly .....	1-14
6' Air Ramp - Air System .....	1-16
Top Lid - Standard Installation .....	1-18
<b>Tail Assemblies</b> .....	<b>1-20</b>
Tail Assembly-195847 .....	1-20
Tail Assembly-222963 .....	1-22
<b>Hydraulic Electrical Air</b> .....	<b>1-24</b>
General Assembly-Hydraulic, Electric, Air .....	1-24
Axle Hydraulic System .....	1-26
Air System .....	1-28
Dock & Ramp Remote Air System-215062 .....	1-30
Dock Remote Air System-144615 .....	1-32
Dock & Ramp Remote Air System-140910 .....	1-34
<b>Cylinder &amp; Connectors</b> .....	<b>1-36</b>
Cylinder - 5 X 60 .....	1-36
Connectors - Front Sub Assembly .....	1-37
<b>Valves</b> .....	<b>1-38</b>
Valve Assembly - Air Booster .....	1-38
Valve Assembly - 2 Spool Control .....	1-39
Valve Assembly - 2 Spool Solenoid .....	1-40
<b>Electrical</b> .....	<b>1-42</b>
Electrical System .....	1-42
Receiver Transmitter - Brand 6-Function .....	1-47
<b>Undercarriage</b> .....	<b>1-48</b>
General Items - 930E .....	1-48
General Items - 950E .....	1-54
Grease System - 930E .....	1-60
Grease System - 950E .....	1-62
<b>Suspensions</b> .....	<b>1-64</b>
930E-Air Ride Suspension .....	1-64
950E-Air Ride Suspension .....	1-66
Air Control Kit - Neway .....	1-68
Air Control Kit - Lower Suspension .....	1-69
Suspension Hanger - RLU-228 .....	1-70
<b>Axles &amp; Brake Assemblies</b> .....	<b>1-72</b>
Dexter 12-1/4" X 7-1/2" .....	1-72
Dexter 16-1/2" X 7" .....	1-74
Outboard Pilot Mount Hub & Drum Assembly .....	1-76
Dexter Disc Brakes .....	1-78

# TABLE OF CONTENTS

<b>Air Brake System</b> .....	<b>1-80</b>
930E-Air Brake System .....	1-80
950E-Air Brake System .....	1-82
Kit-ABS Brake-Rockwell .....	1-84
<b>Tire Inflation System</b> .....	<b>1-86</b>
930E-Tire Inflation System .....	1-86
950E-Tire Inflation System .....	1-88
KIT-Harness-Tire Inflation System-176473 .....	1-90
Thermalert-Tire Inflation System-3-SAF Axles .....	1-91
<b>Winches</b> .....	<b>1-92</b>
Winch Installation - 12K Spring Tension (BRADEN) .....	1-92
Winch Items - 12,000 Lb. (BRADEN) .....	1-94
Winch Items - 20K Spring Tension (BRADEN) .....	1-98
20K Air Tension/Release (BRADEN) .....	1-100
Winch Items - 20,000Lb. (BRADEN) .....	1-106
Winch - Air Shift Cylinder .....	1-109
Winch - Motor Assembly .....	1-110
Winch Installation - 12K (WARN) .....	1-112
Winch Items - 12K (WARN) .....	1-114
Winch Installation - 20K 2 Speed (WARN) .....	1-116
Winch Items - 20K 2 Speed (WARN) .....	1-118
Winch Installation - 30K 2 Speed (WARN) .....	1-120
Winch Items - 30K 2 Speed (WARN) .....	1-122
<b>Landing Gear</b> .....	<b>1-123</b>
"Bolt On" Park Stand .....	1-123
Jost 410 .....	1-124
Jost #A401T19 .....	1-126
<b>Scales - Options</b> .....	<b>1-128</b>
Loadmax System .....	1-128
Right Weigh System .....	1-129
<b>Bulkheads - Options</b> .....	<b>1-130</b>
Bulkhead Assembly .....	1-130
Chain Rack Lights General Assembly .....	1-132
Chain Rack Lights Electrical System .....	1-134
Propane Rack Mount Installation .....	1-136
Work Light Installation .....	1-138
<b>Bumpers - Options</b> .....	<b>1-140</b>
Fork Lift Plate Installation .....	1-140
Strobe Installation .....	1-141
<b>Deck &amp; Slope - Options</b> .....	<b>1-142</b>
Deck Tread Grip/ Over Wood - 15' Tail .....	1-142
Tail Tread Grip-222967 .....	1-144
Tail Tread Grip-223036 .....	1-148
Tail Tread Grip End Plate-222634 .....	1-150
Dual Slope Roller Installation .....	1-152
<b>Electrical Installation - Options</b> .....	<b>1-154</b>
Rear Side Electrical Outlet Installation .....	1-154
7-Way Electrical Installation .....	1-155
<b>Engines - Options</b> .....	<b>1-156</b>

# TABLE OF CONTENTS

25 HP Upper Deck Package . . . . .	1-156
25 HP Slope Package . . . . .	1-162
Front Mount Extension Package Installation . . . . .	1-168
Front Mount Installation . . . . .	1-169
Mount Package W/O Winch . . . . .	1-170
Slope Cover Installation (Used On Trailers W/O Ramp) . . . . .	1-171
Upper Deck Stand Installation . . . . .	1-172
<b>Hydraulic Kits - Options . . . . .</b>	<b>1-173</b>
Hydraulic Conversion Kit - Ball to Flat . . . . .	1-173
Hydraulic Wet Kit Items - 30 Gallon . . . . .	1-174
<b>Lights - Options . . . . .</b>	<b>1-176</b>
Swingout Light Installation . . . . .	1-176
Swing-Arm Light Assembly - Turn Signal/Emergency Flasher. . . . .	1-177
Swingout Marker Light Installation - Red/Amber . . . . .	1-178
Swing-Arm Marker Light Assembly - STREET. . . . .	1-180
Swing-Arm Marker Light Assembly - CURB. . . . .	1-181
<b>Ramps - Options . . . . .</b>	<b>1-182</b>
Front Slope. . . . .	1-182
Ramp Modification Weldment - 6' . . . . .	1-183
<b>Roller Guides - Options . . . . .</b>	<b>1-184</b>
4 Roller Guide Installation - 12K (BRADEN) . . . . .	1-184
4 Roller Guide Installation - 20K (BRADEN) . . . . .	1-186
4 Roller Guide Installation - 20K/30K (WARN) . . . . .	1-188
<b>Spare Tire - Options . . . . .</b>	<b>1-190</b>
Spare Tire Mount Assembly . . . . .	1-190
Spare Tire Mount Assembly - Horizontal . . . . .	1-191
<b>Steps - Options . . . . .</b>	<b>1-192</b>
Folding Step Assembly - Double Drop Frame . . . . .	1-192
Retractable Step Assembly . . . . .	1-193
<b>Toolboxes - Options . . . . .</b>	<b>1-194</b>
Toolbox Installation - Steel/Aluminum Door . . . . .	1-194
Toolbox Installation - Upper Deck . . . . .	1-195
<b>Upper Deck - Options . . . . .</b>	<b>1-196</b>
Upper Deck Cover Assembly . . . . .	1-196
Upper Deck - Roller Installation . . . . .	1-197
<b>Winches - Options. . . . .</b>	<b>1-198</b>
12K/20K Guard Installation (BRADEN) . . . . .	1-198
20K/30K Guard Installation (WARN) . . . . .	1-199
20K Pivot Guard Installation. . . . .	1-200
Tie Down Installation . . . . .	1-201
Trim Plate Installation. . . . .	1-202
4" Webbing Sliding Assembly. . . . .	1-203
Work Light Installation . . . . .	1-204
Front Flip Option. . . . .	1-205
Pressure Gauge Installation . . . . .	1-206
Registration Holder Installation . . . . .	1-207

Eastern Wrecker Sales Inc

# Instructions For Ordering Parts

ORDER PARTS FROM LANDOLL PARTS DISTRIBUTION CENTER

**\*\* Repair parts must be ordered through an Authorized Dealer \*\***

PHONE NO: 1-800-423-4320 OR 1-785-562-5381

FAX NO: 888-527-3909

ORDER ONLINE: [Dealer.landoll.com](http://Dealer.landoll.com)

## IDENTIFICATION PLATE

The identification plate, which lists the model number and serial number, is located on the front of the frame (See Figure 1-1)

## SERIAL NUMBER NOMENCLATURE

The serial number for the Model 900E Series Semitrailer is located on the identification plate.



Figure 1-1: Identification Plate and Location

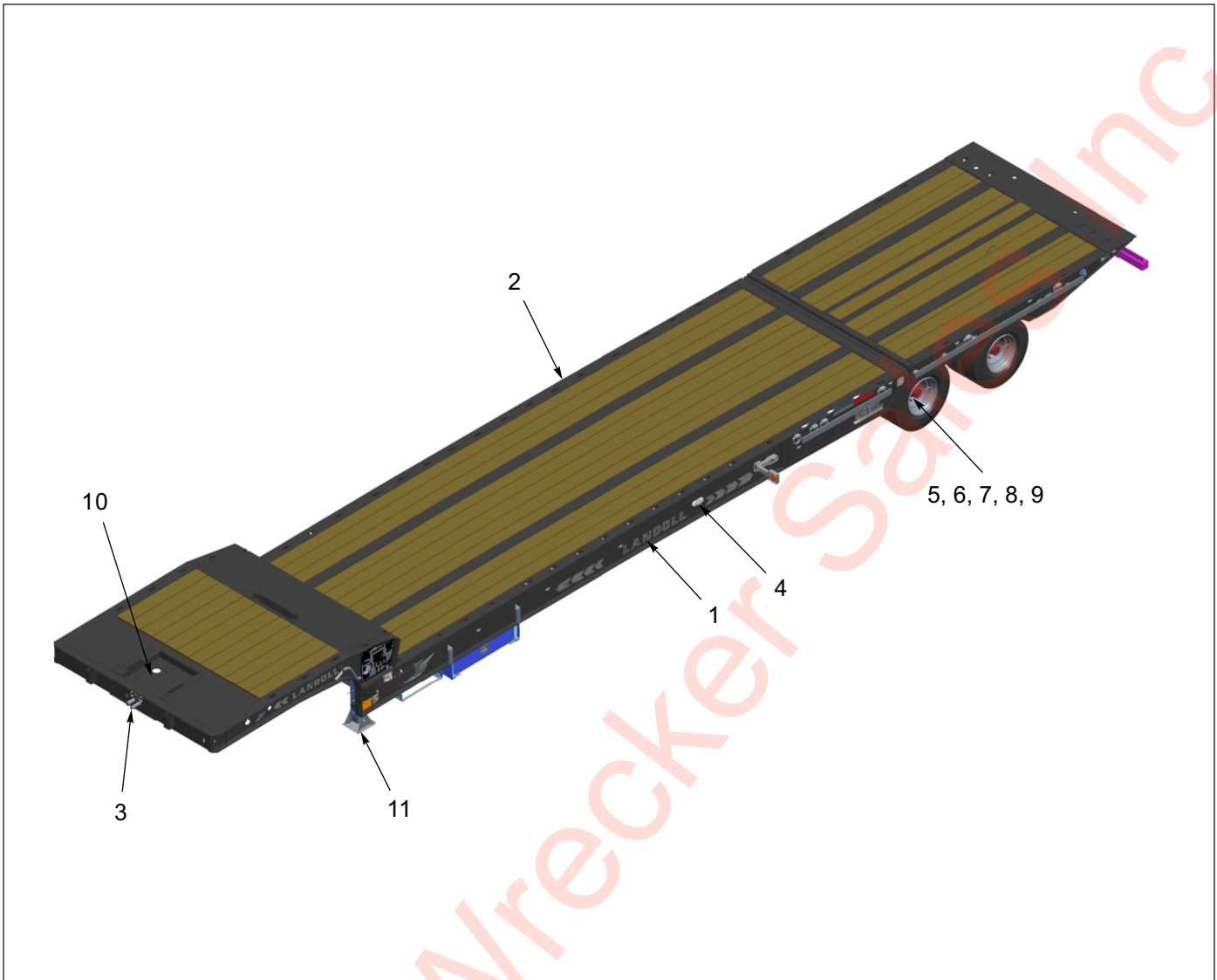


Figure 1-2: General Assembly

## General Assembly

ITEM	PART NUMBER	DESCRIPTION	QTY.
1	1-4 - 1-7	DECAL INSTALLATION	
2	1-8 - 1-43	FRAME ASSEMBLY	
3	1-22 - 1-40	HYDRAULIC SYSTEM AND ASSEMBLIES	
4	1-42 - 1-47	ELECTRICAL SYSTEM	
5	1-48 - 1-63	UNDERCARRIAGE ASSEMBLIES	
6	1-64 - 1-71	AIR RIDE SUSPENSION	
7	1-72 - 1-77	AXLE AND BRAKE ASSEMBLIES	
8	1-80 - 1-84	AIR BRAKE SYSTEM	
9	1-86 - 1-90	TIRE INFLATION SYSTEM	
10	1-92 - 1-122	WINCH ASSEMBLIES	
11	1-123 - 1-127	LANDING GEAR ASSEMBLIES	
12	1-128 - 1-207	SCALES AND ADDITIONAL OPTIONS (NOT SHOWN)	





# Decals

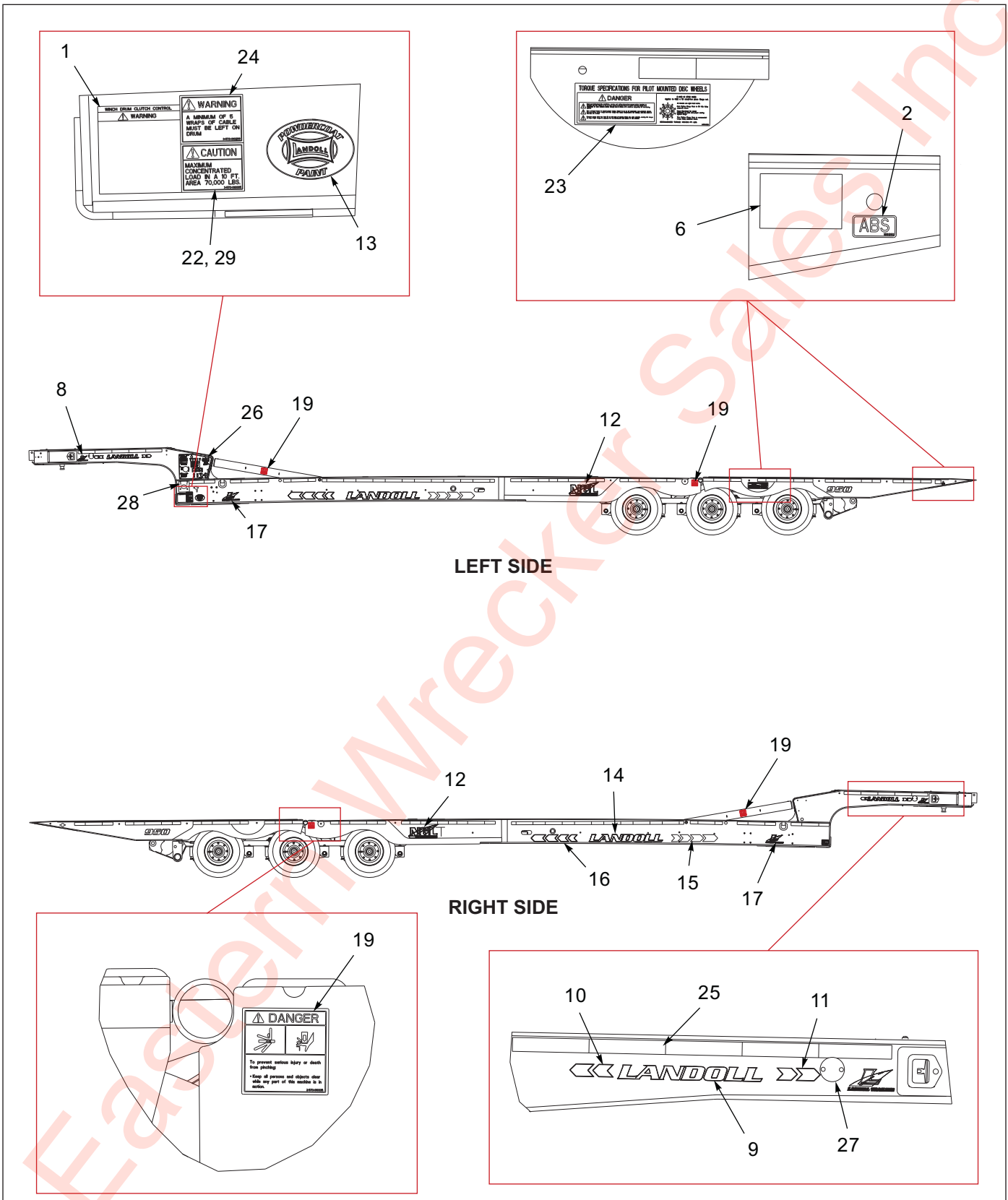


Figure 1-3: Decal Installation (1 of 3)

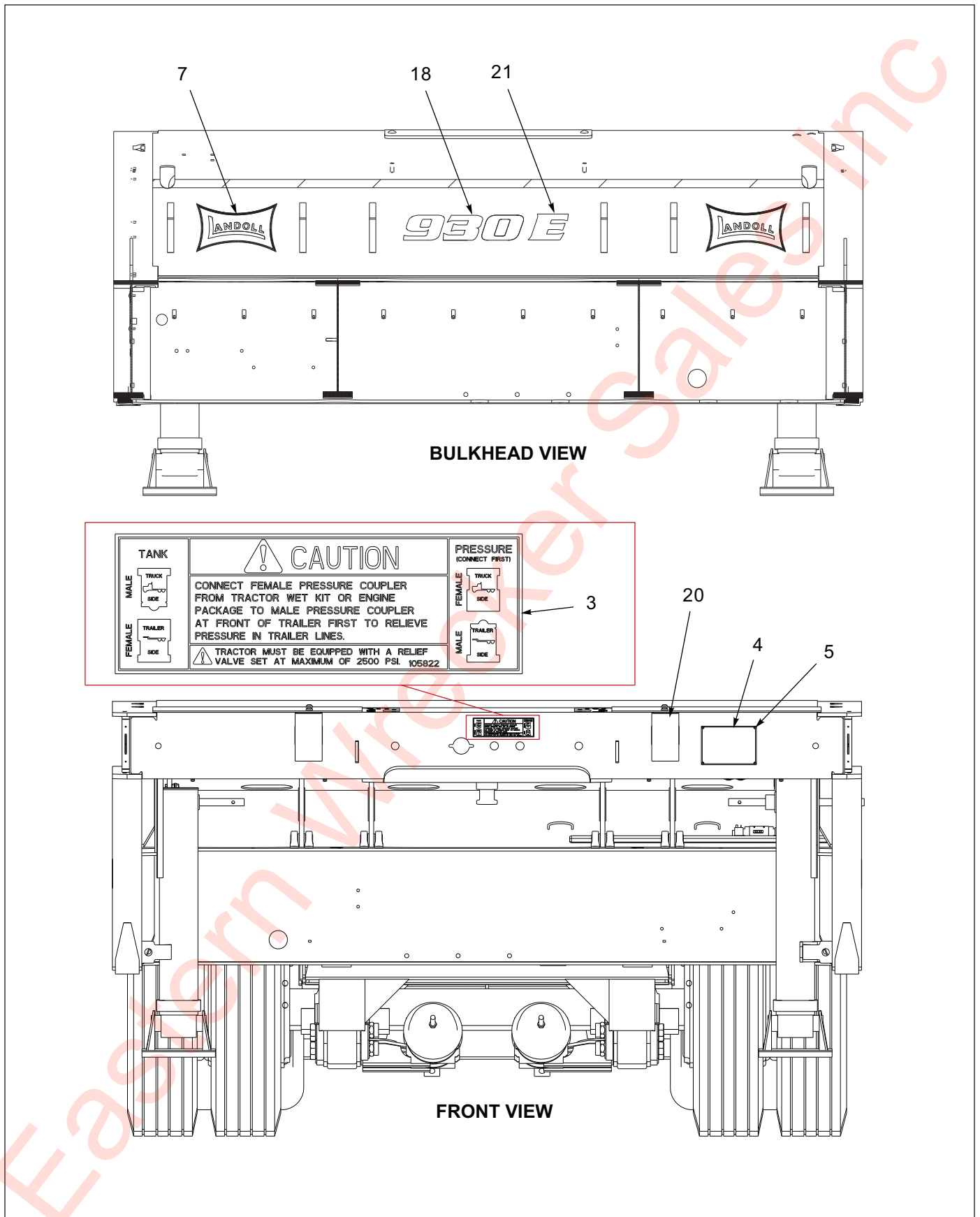



Figure 1-4: Decal Installation (2 of 3)



1



10, 11



12



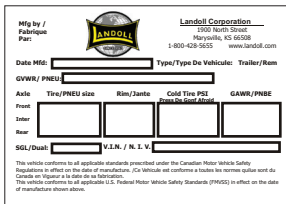
21



3



22, 29



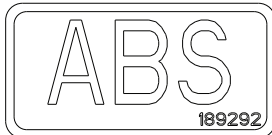
4




13




23



6



15, 16



24



7



18



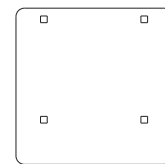
25



8, 17



19



27



9, 14

Figure 1-5: Decal Placement (3 of 3)

## Decal Installation & Placement

ITEM	PART NUMBER	DESCRIPTION	QTY.			
	215082	DECAL INSTL 930	*			
	215083	DECAL INSTL 930 NO LANDOLL		*		
	215100	DECAL INSTL 950			*	
	215101	DECAL INSTL 950 NO LANDOLL				*
1	100600	DECAL WARNING BRADEN WINCH	REF	REF	REF	REF
2	101855	WARNING LAMP LABEL, ABS	2	2	2	2
3	105822	DECAL HYD COUPLER	1	1	1	1
4	155780	INFORMATION FOR TRAILER VIN	1	1	1	1
5	156010	RIVET, BLIND .156 X 1/2 GRIP	4	4	4	4
6	189292	DECAL, ABS WHITE	1	1	1	1
7	192208	DECAL, LANDOLL BOWTIE	2	2	2	2
8	196165	DECAL HIGHWAY L	2	2	2	2
9	196167	DECAL LANDOLL SMALL	2	2	2	2
10	196168	DECAL ARROW SMALL 2LH	2	2	2	2
11	196169	DECAL ARROW LARGE 2RH	2	2	2	2
12	196171	DECAL NEXT GENERATION	2	2	2	2
13	196173	DECAL POWDERCOAT SMALL	1	1	1	1
14	196174	DECAL LANDOLL LARGE	2	--	2	--
15	196175	DECAL ARROW LARGE 4RH	2	--	2	--
16	196176	DECAL ARROW LARGE 4LH	2	--	2	--
17	196177	DECAL HIGHWAY L LARGE	2	2	2	2
18	196178	DECAL 930 TRAILER	3	3	--	--
18	196181	DECAL 950 TRAILER	--	--	3	3
19	2-573-010335	DECAL, DANGER, PINCHING	1	1	1	1
20	202578	REFLEXITE WHITE 3 IN. LENGTH	REF	REF	REF	REF
21	215084	DECAL LETTER E 3-1/2 IN TALL	5	5	3	3
22	3-573-010085	DECAL, CONC LOAD 70K/10 CONC LOAD	--	--	2	2
23	3-573-010210	DECAL, TORQUE SPEC 8-10 STUD HU B	2	2	2	2
24	3-573-010299	DECAL, WARNING, WINCH CABLE	1	1	1	1
25	3-573-010377	DECAL, 2 IN. REFLEXITE TAPE, RD/WHT	REF	REF	REF	REF
26	214488	PLACARD CONTROL PANEL 900E	1	1	1	1
27	193912	PLATE, COVER, SWINGOUT LIGHT	REF	REF	REF	REF
28	189253	PLATE, COVER, WEIGH SCALE	1	1	1	1
29	3-573-010349	DECAL, CAUTION 50K/10 FT CONC LOAD	2	2	--	--

# Frame Assemblies

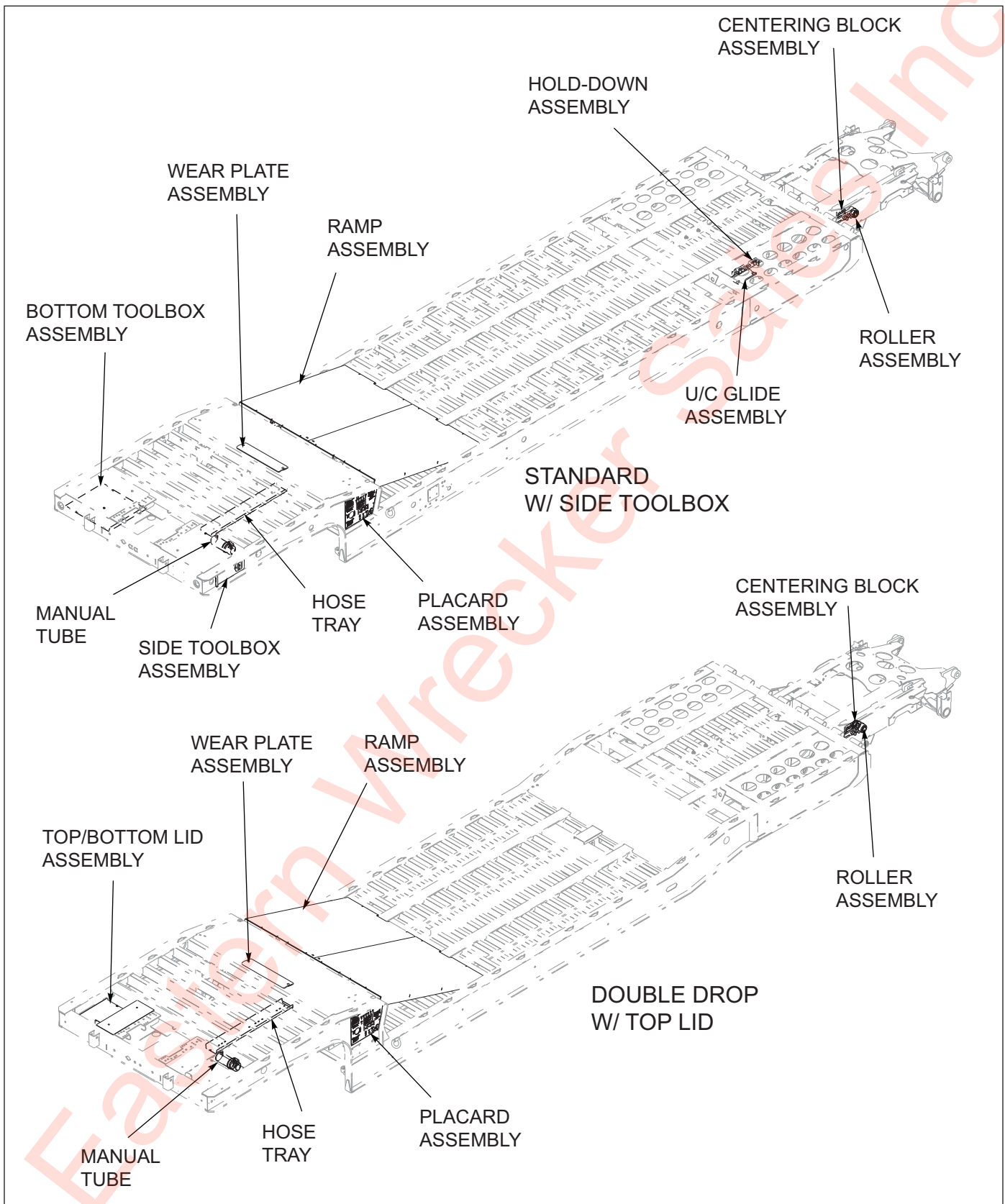


Figure 1-6: Frame Assembly (1 of 3)

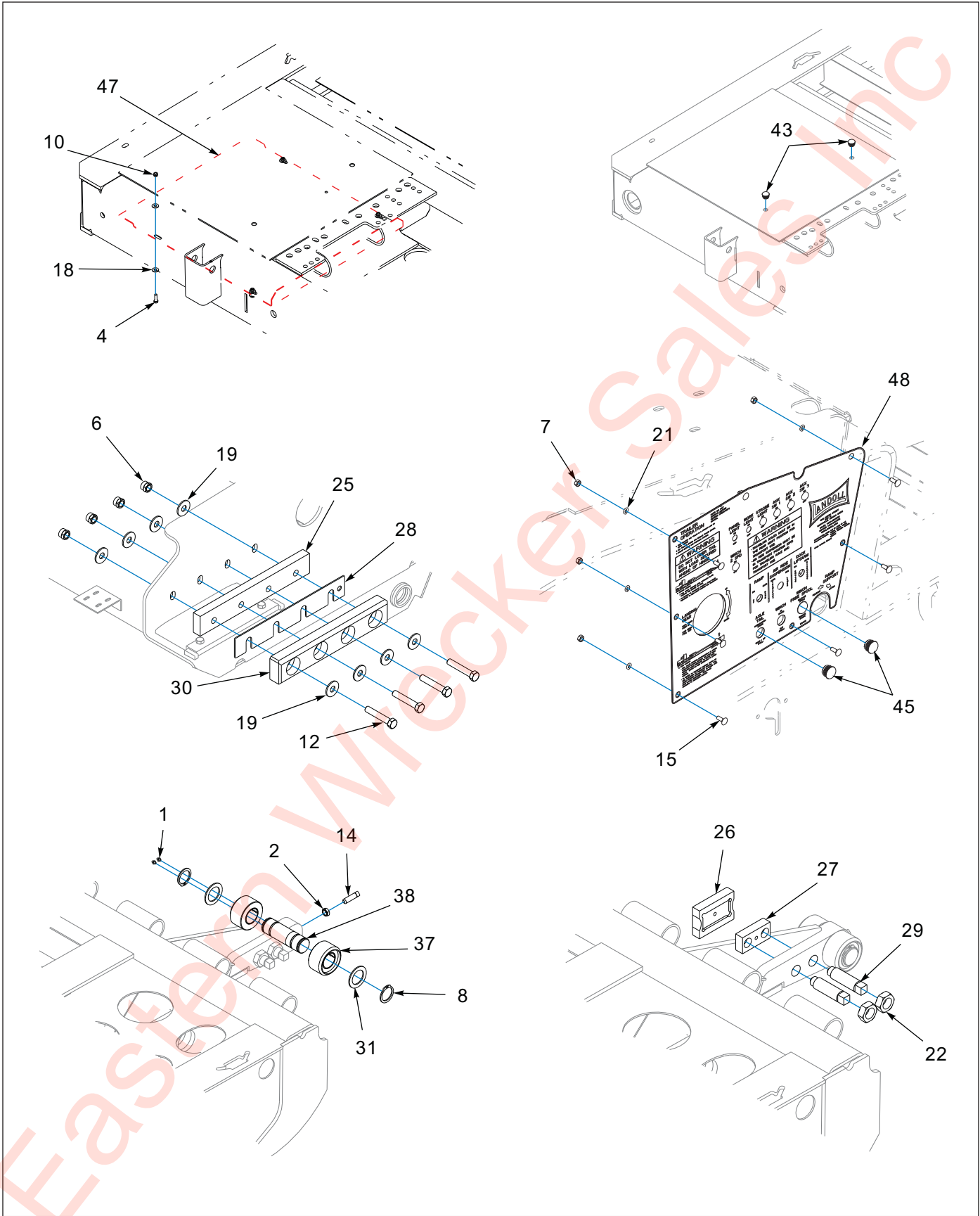


Figure 1-7: Frame Assembly (2 of 3)

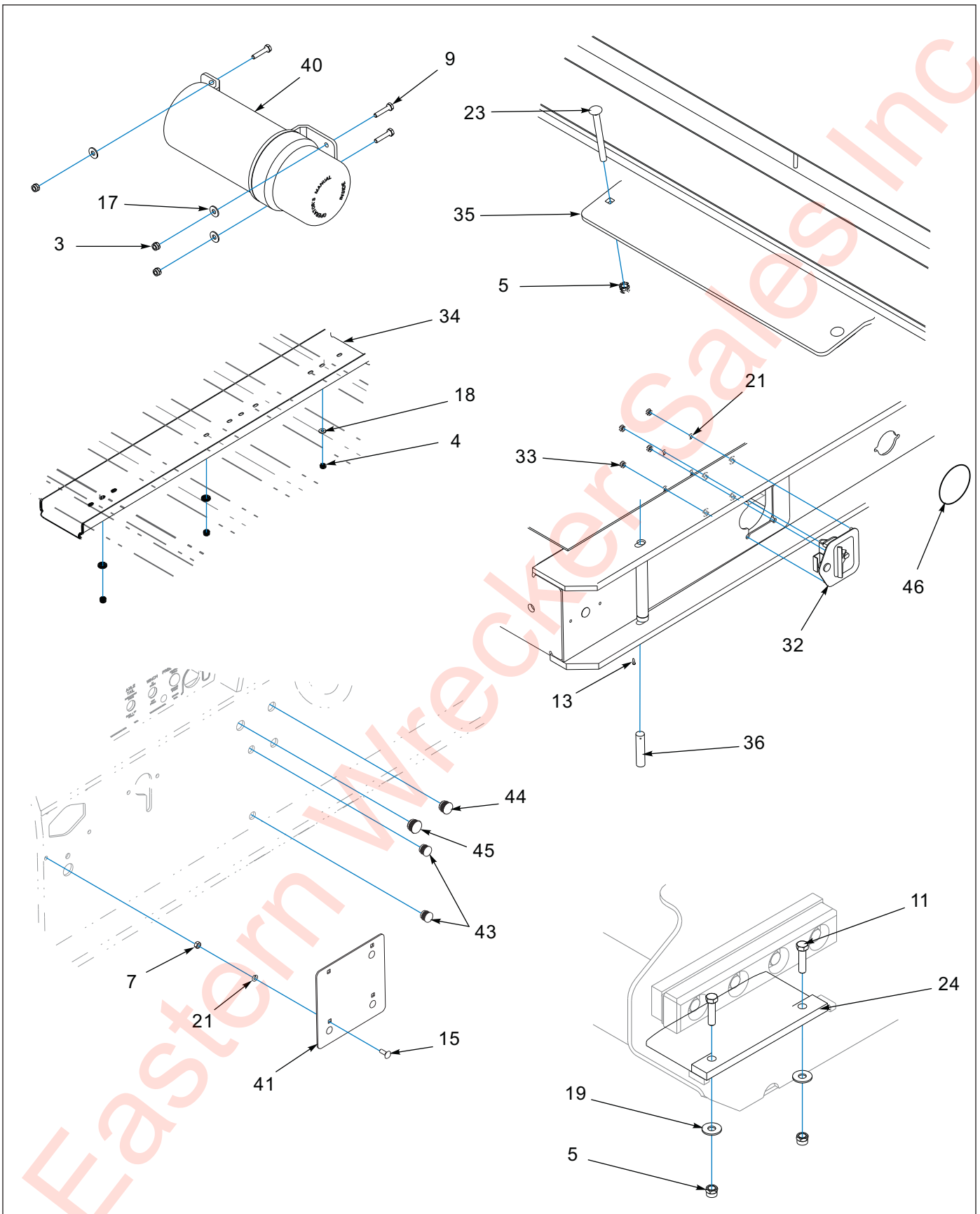


Figure 1-8: Frame Assembly (3 of 3)



## Frame Assembly

ITEM	PART NUMBER	DESCRIPTION	QTY.	
	214489	FRAME ASSEMBLY 930E-36 SD (4812, 5014, 5115) (REF. ONLY)	*	
	215528	FRAME ASSEMBLY 930E-36 DD TL (REF. ONLY)		*
	215262	FRAME ASSEMBLY 950E-38 TL (5315) (REF. ONLY)		*
	215111	FRAME ASSEMBLY 950E-36 TL (4512, 5014, 5115) (REF. ONLY)		*
	215594	FRAME ASSEMBLY 950E-33 SIDE TLBX (4512, 4815) (REF. ONLY)	*	
1	1-298-010001-1	FITTING, GREASE, 1/4-28 STR SHORT	4	4
2	1-511-010001-07	NUT, HEX, JAM 5/8-11	2	2
3	1-512-010005-01	NUT, HEX, SLFLKG, 1/4-20 UNC GRB	6	6
4	1-512-010005-03	NUT, HEX, SLFLKG, 5/16-18 UNC, GRB	11	11
5	1-512-010005-09	NUT, HEX, SLFLKG, 1/2-13 UNC, GRB	2	2
6	1-512-010005-13	NUT, HEX, SLFLKG, 5/8-11 UNC, GRB	8	8
7	1-512-010007-05	NUT, HEX, 1/4-20 UNC, GR2	10	10
8	1-630-010021-02	RING, RETAINING 2 HD	4	4
9	108610	SCREW	6	6
10	1-654-010049-05	SCREW, HX CP, 5/16-18UNC X 1, GR5	8	8
11	1-654-010055-05	SCREW, HEX, 1/2-13UNCX2, GR5	REF	REF
12	1-654-010059-11	SCREW, HEX, 5/8-11UNCX3-1/2, GR5	8	8
13	1-654-010147-06	SCREW RDHD SLF/TPG#6-20X3/4	8	--
14	1-654-010150-05	SCEW, SET, 5/8-11X2 SQHD CP PNT	2	2
15	1-654-010158-1	SCREW RDHD, SQ NCK, 1/4-20X3/4	10	10
16	1-822-010001	TR IM 1350 3/8BLK FI NE PEBBLE	10	10
17	1-861-010032-07	WASHER,FLAT,ZP/CD, 1/4W	6	6
18	1-861-010032-08	WASHER,FLAT,ZP/CD,5/16N	19	19
19	1-861-010032-15	WASHER,FLAT,ZP/CD, 1/2W	2	2
20	1-861-010032-19	WASHER, FLAT, ZP/CD, 5/8W	16	16
21	1-861-010034-09	WASHER,LKG,HLCL SPR, 1/4	10	10
22	100823	NUT,HEX JAM, 1-1/4-7 GR2	4	4
23	100939	SCREW,RDH,SQ NK, 1/2-13X5 1/2	2	2
24	107621	GLIDE U/C 930	REF	REF
25	107622	BLOCK MTG NYLATRON HOLD-DOWN	2	2
26	108700	BLOCK, CENTER I NG NYLATRON	2	2
27	108701	BLOCK, CENTER I NG ADJUSTMENT	2	2
28	108749	SHIM, NYLATRON BLOCK 930	2	2
29	109004	ROD, THREADED ADJUSTMENT	4	4
30	109138	NYLATRON HOLD-DOWN BLOCK	2	2
31	114562	BUSH I NG MACH I NERY HARDENED	4	4
32	114814	LATCH FOLDING T LOCKABLE (BY REQUEST ONLY)	2	--
33	115877	NUT, HVY HEX I/ 4-20 GR5	8	8
34	117565	COVER, HOSE LOWER, 410 G/N	1	1
34	145104	COVER, HOSE UPPER, 410 (HD ONLY)	REF	REF
35	131196	PLATE, WINCH CABLE WEAR U/D 400	1	1
36	135181	BUSHING,NYLATRON TOOLBOX	4	--
37	135613	ROLLER 4 IN. ASSY CONNEX	4	4
38	135614	PIN, ROLLERS, REAR 930 FRAME	2	2
39	139465	RAMP ASSY 6FT 900 (SEE PAGE 1-14)	REF	REF

---

## Frame Assembly

ITEM	PART NUMBER	DESCRIPTION	QTY.	
40	150076	MANUAL HOLDER 14-1/4" ID)	2	2
41	189253	PLATE,COVER,WEIGH SCALE	1	1
42	189278	PLUG,PLASTIC PANEL 1/2-9/16	5	5
43	189279	PLUG,PLASTIC PANEL 5/8	20	20
44	189280	PLUG,PLASTIC PANEL 3/4	1	1
45	189281	PLUG.PLASTIC PANEL 13/16	2	2
46	204158	HOLE PLUG 2-1/4" ID X 3-5/8" OD	4	4
47	213500	G/N TOOLBOX BOTTOM PLATE	2	2
48	214488	PLACARD CONTROL PANEL 900E	1	1



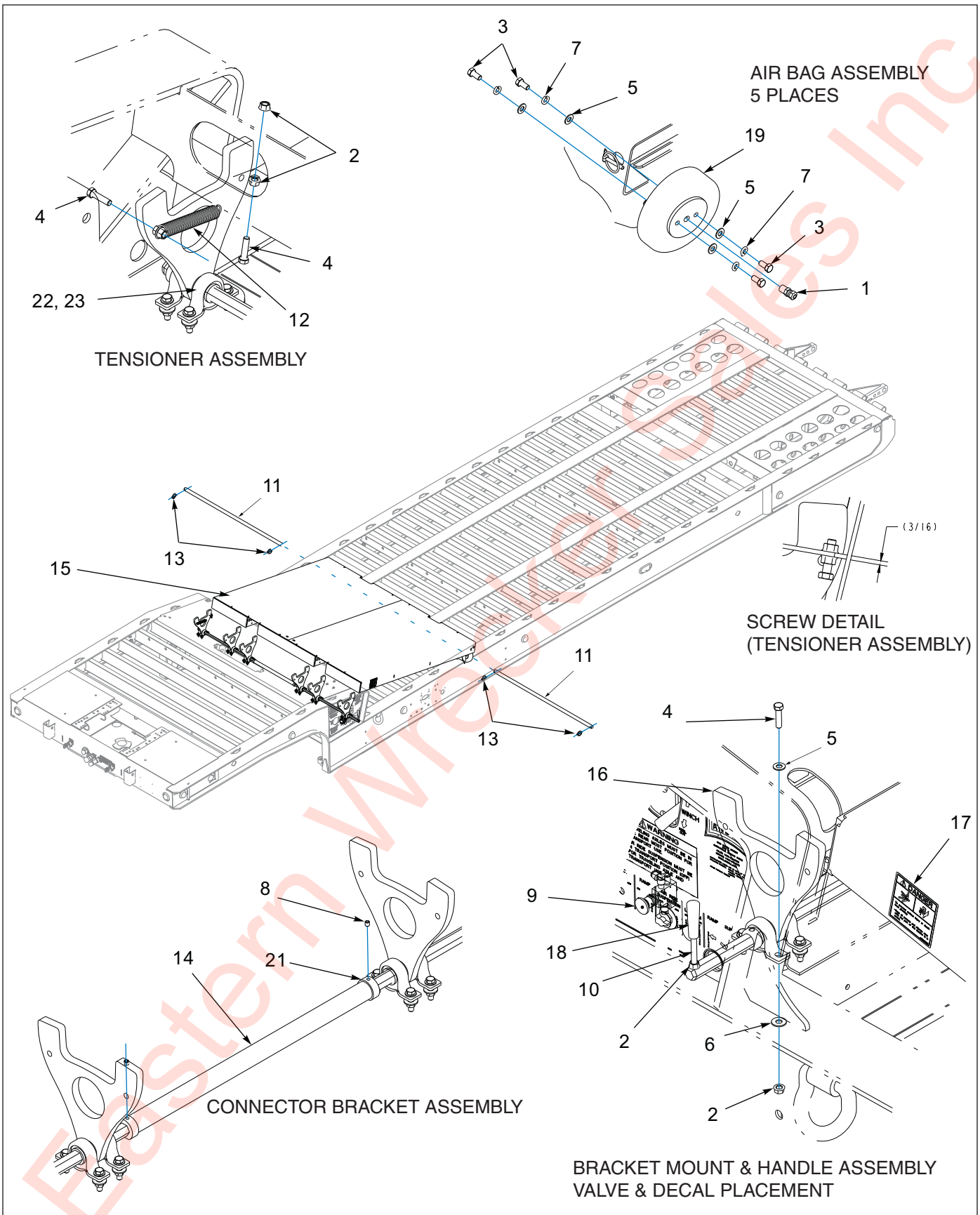


Figure 1-9: 6' Air Ramp - General Assembly

## 6' Air Ramp - General Assembly

ITEM	PART NUMBER	DESCRIPTION	QTY.
	139465	RAMP ASSY 6FT 930B D/D	
1	1-297-010007-05	FITTING, AIR, 1/4TUBEX1/4NPT	REF
2	1-510-010001	NUT, 3/8-16 FLANGE LOCK	29
3	1-654-010051-03	SCREW,HEX CAP,3/8-16UNCX3/4G5	20
4	1-654-010051-07	SCREW,HEX CAP,3/8-16UNCX1-1/2	26
5	1-861-010032-10	WASHER, FLAT 3/8" N ZP/CD	44
6	1-861-010032-11	WASHER, FLAT 3/8 W ZP/CD	24
7	1-861-010034-11	WASHER, LKG HLCL SPR, 3/8	20
8	107-0975	SCREW SET LOCK 5/16-18X3/8LG	2
9	107887	VALVE AIR PUSH BUTTON	1
10	108969	ROD,THREADED RAMP HDL	1
11	113532	PIN, RAMP HINGE 900	2
12	129985	SPRING EXTENSION 7/8X6X.091	1
13	134912	PIN, LYNCH 1/4 X 1-1/4	4
14	137069	COUPLER SHAFT RAMP LATCH	1
15	139464	RAMP WLDMT 6FT 930B D/D	1
16	141606	BRACKET ASSY 930 RAMP	1
17	2-573-010335	DECAL, DANGER PINCHING (SEE PAGE 1-4)	2
18	3-360-010072	HANDLE PLASTIC BLACK	1
19	3-720-010042	SPRING AIR 6-1/2	5
20	140372	SPACER, 1/4 IN. SHIM AIR SPRING (NOT SHOWN, DD ONLY)	REF
21	71503635	COLLAR, RETAINING 1 INCH	2
22	135398	PILLOW BLOCK STAMPED 52MM	12
23	135357	BEARING SELF ALIGN 7/8 HEX HEAD	12

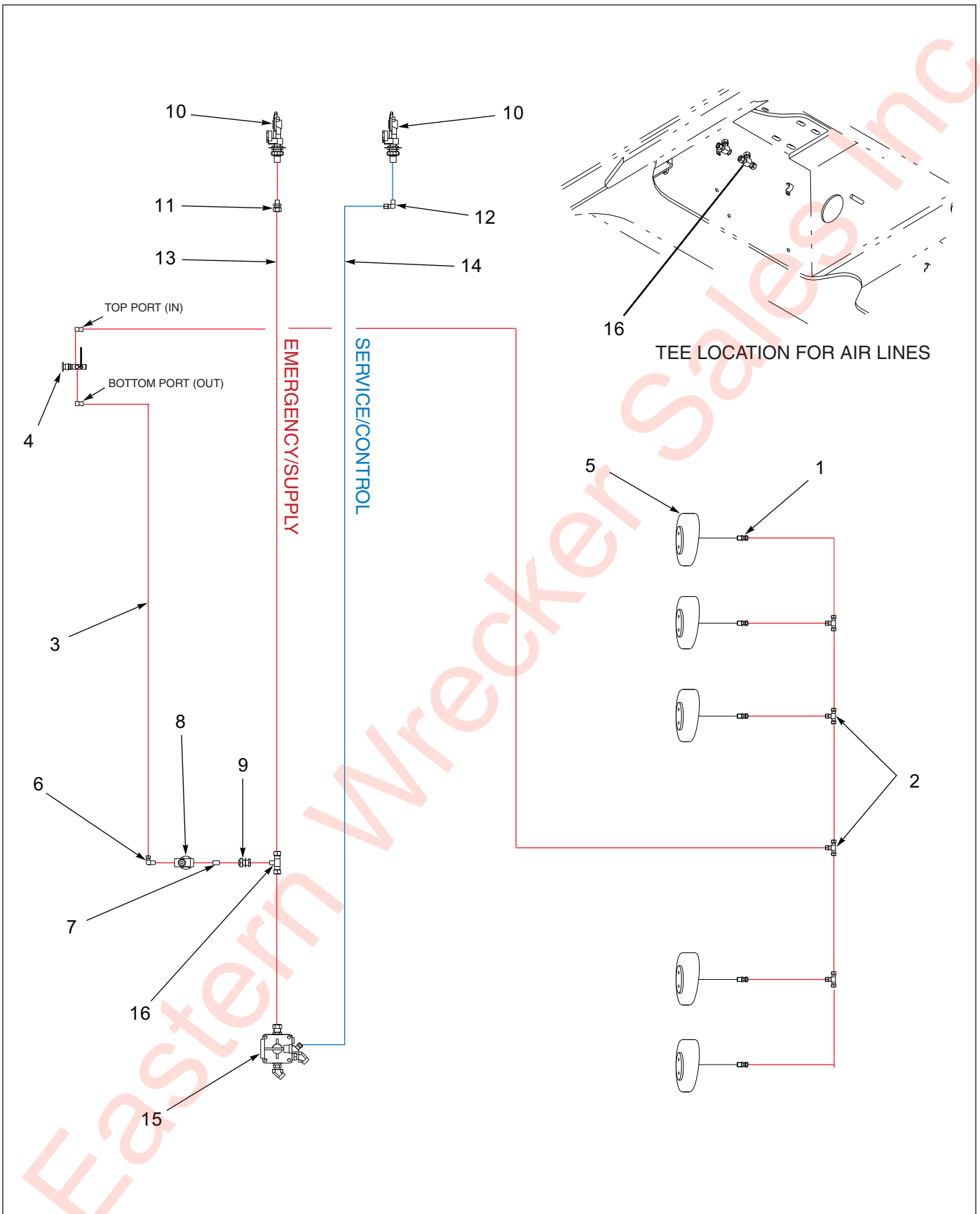


Figure 1-10: 6' Air Ramp - Air System

## 6' Air Ramp - Air System

ITEM	PART NUMBER	DESCRIPTION	QTY.
	139465	RAMP ASSY 6FT 900	
1	1-297-010007-05	FITTING, AIR, 1/4TUBEX1/4NPT	5
2	1-297-010010-01	FITTING,AIR,UNION TEE 1/4	5
3	1-833-010001	TUBING NYLON 1/4 OD	23 FT.
4	107887	VALVE AIR PUSH BUTTON	1
5	3-720-010042	SPRING AIR 6-1/2	5
6	1-297-010008-07	FITTING, AIR, 90 1/4 TUBE X 1/4 NPT	1
7	1-297-010020-02	FITTING, BRASS PIPE, CL NIP 1/4	1
8	905-54-107	BRAKE PROTECTION VALVE	1
9	1-297-010022-02	FITTING, AIR ANCHR CPLG, 1/4 NPT	1
10	171320	CONNECTORS AIR/HYD ( <b>FLOW CONTROL</b> )	REF
11	1-297-010007-14	FITTING, AIR 1/2 TUBE X 1/4 NPT	REF
12	1-297-010008-18	FITTING, AIR 90 3/8TUBEX1/4NPT	REF
13	1-833-010003	TUBING NYLON 1/2 OD	REF
14	1-833-010002	TUBING NYLON 3/8 OD	REF
15	141607	VALVE ASSY AIR BOOSTER	1
16	1-297-010015-09	FITTING, AIR, BR TEE 1/2T - 1/4 P	REF
17	140372	SPACER, 1/4 IN. SHIM AIR SPRING ( <b>NOT SHOWN, DD ONLY</b> )	REF

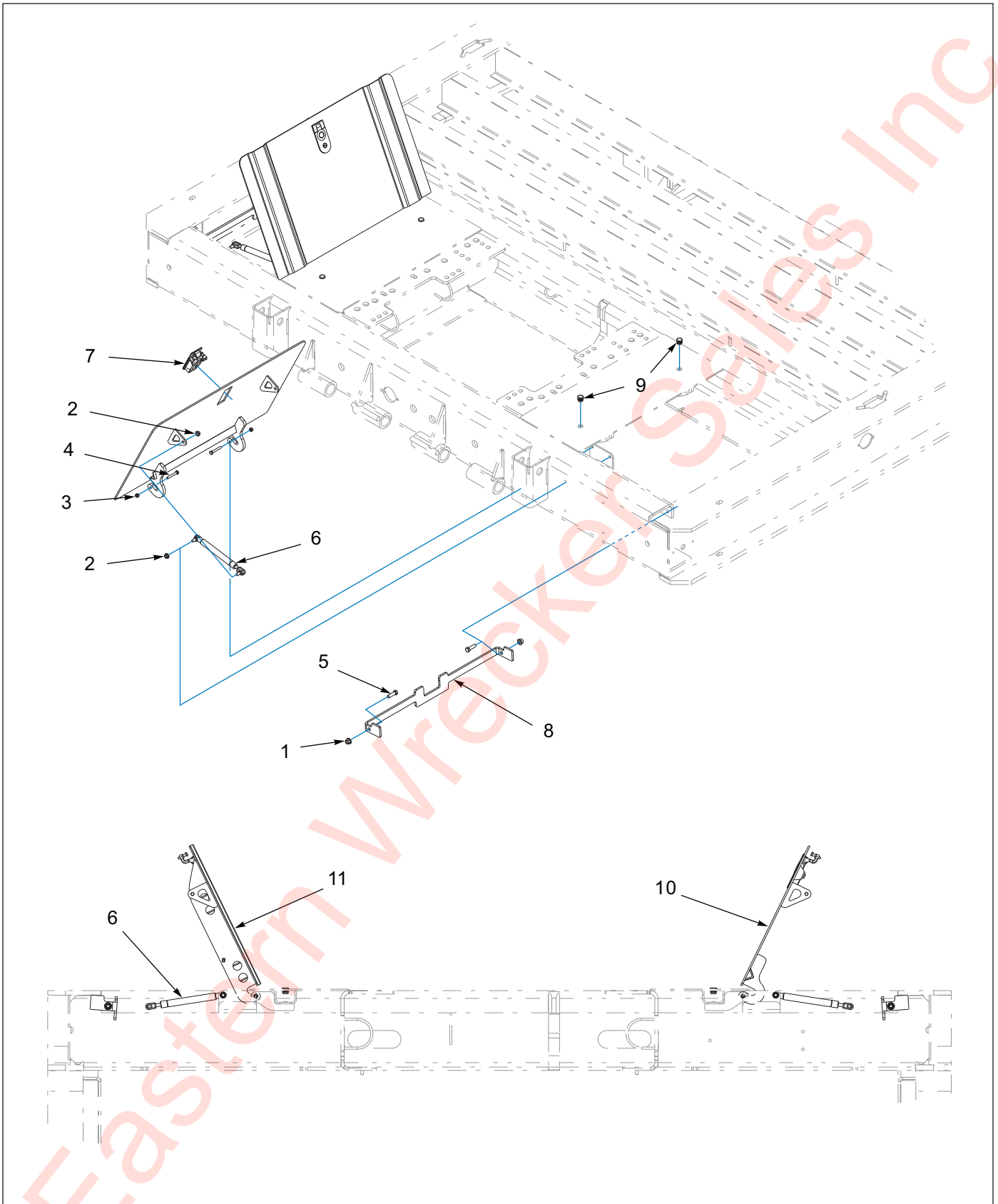


Figure 1-11: Top Lid - Standard Installation



## Top Lid - Standard Installation

ITEM	PART NUMBER	DESCRIPTION	QTY.	
	213987	TOP LID INSTL NON WT BRG (REF. ONLY)	*	
	213988	TOP LID INSTL EURO WT BRG (REF. ONLY)		*
1	1-510-010001	NUT, 3/8 -16 UNC FLANGE LOCK	4	4
2	1-510-010004-03	NUT,FLG HD, SPIRALOCK,5/16 -18 UNC	4	4
3	1-512-010005-01	NUT,HEX,SLFLKG, 1/4-20 UNC,GRB	4	4
4	1-654-010047-09	SCREW.HEX, 1/4-20UNCXI -3/4 GR5	4	4
5	1-654-010051-06	SCREW,HEX,3/8 -16UNCXI -1/4 GR5	4	4
6	110435	BT CONSOLE LIFT,GAS SPRING	2	2
7	118853	LATCH, COMPRESSION	2	2
8	176069	CHAIN HOLDER, TOP OPEN TOOLBOX	2	2
9	189279	PLUG, PLASTIC PANEL 5/8	4	4
10	213496	NWB TLBX LID WLDMT	2	--
11	213502	EURO TLBX DOOR WLDMT	--	2

Eastern Wrecker Sales Inc

# Tail Assemblies

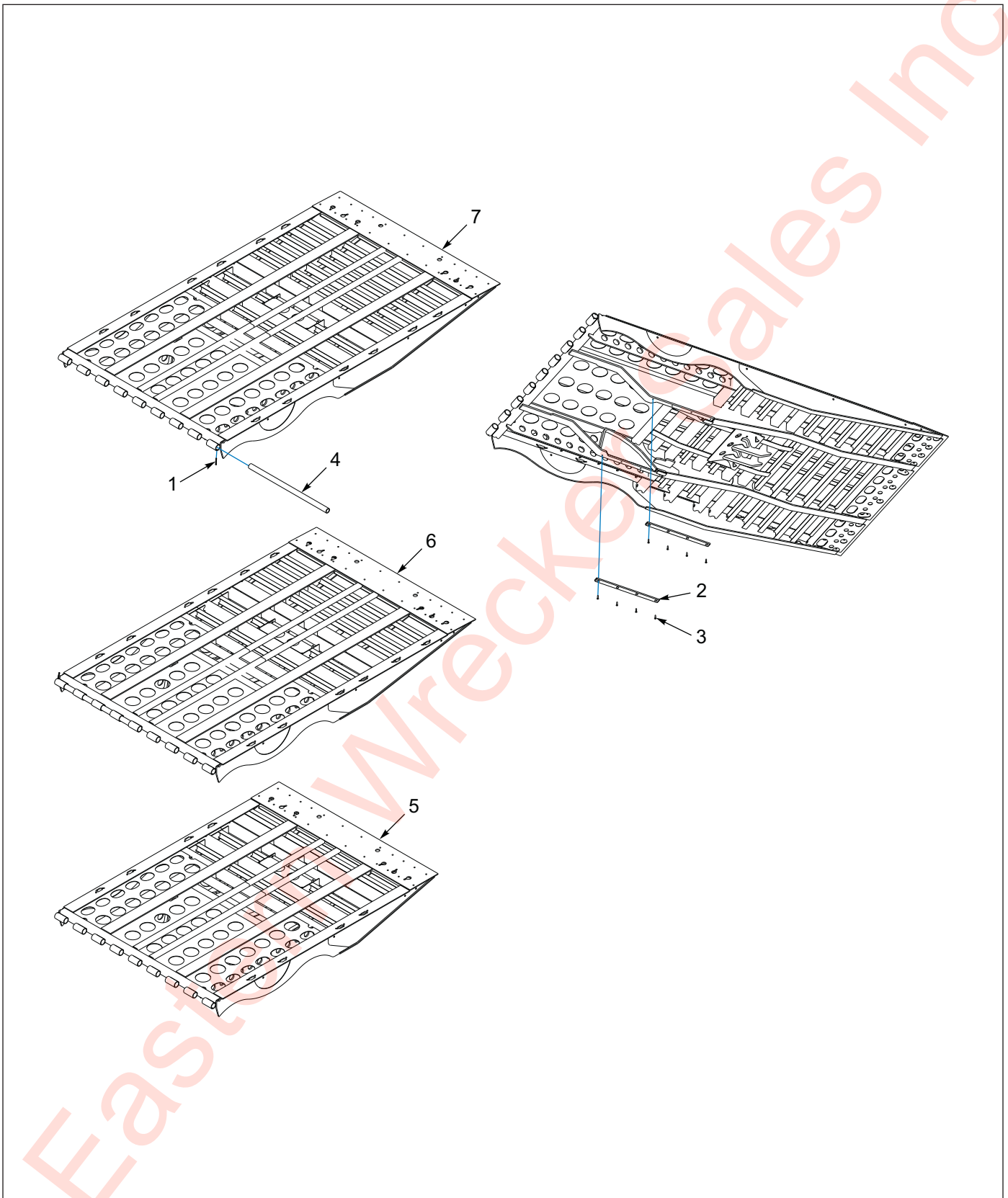


Figure 1-12: Tail Assembly-195847

## Tail Assembly-195847

ITEM	PART NUMBER	DESCRIPTION	QTY.	
	195848	TAIL ASSEMBLY 900-12FT 235 TIRE (REF. ONLY)	*	
	195849	TAIL ASSEMBLY 900-12FT 255 TIRE (REF. ONLY)		*
	195850	TAIL ASSEMBLY 900-14FT 235 TIRE (REF. ONLY)	*	
	195851	TAIL ASSEMBLY 900-14FT 255 TIRE (REF. ONLY)		*
	195852	TAIL ASSEMBLY 900-15FT 235 TIRE (REF. ONLY)	*	
	195853	TAIL ASSEMBLY 900-15FT 255 TIRE (REF. ONLY)		*
1	1-647-010004259	ROLL PIN, SLTD,3/8X3	2	2
2	107660	GLIDE U/C 930	2	2
3	108294	SCREW, SKT HD 3/8-16X1-3/4	8	8
4	113214	TUBE, RD, 2-3/8 X 1-3/4 X 49-3/8	2	2
5	195807	TAIL WLDMT 12 FT. 235	1	--
5	195809	TAIL WLDMT 12 FT. 255	--	1
6	195812	TAIL WLDMT 14 FT. 235	1	--
6	195814	TAIL WLDMT 14 FT. 255	--	1
7	195817	TAIL WLDMT 15 FT. 235	1	--
7	195819	TAIL WLDMT 15 FT. 255	--	1

Eastern Wrecker Sales Inc

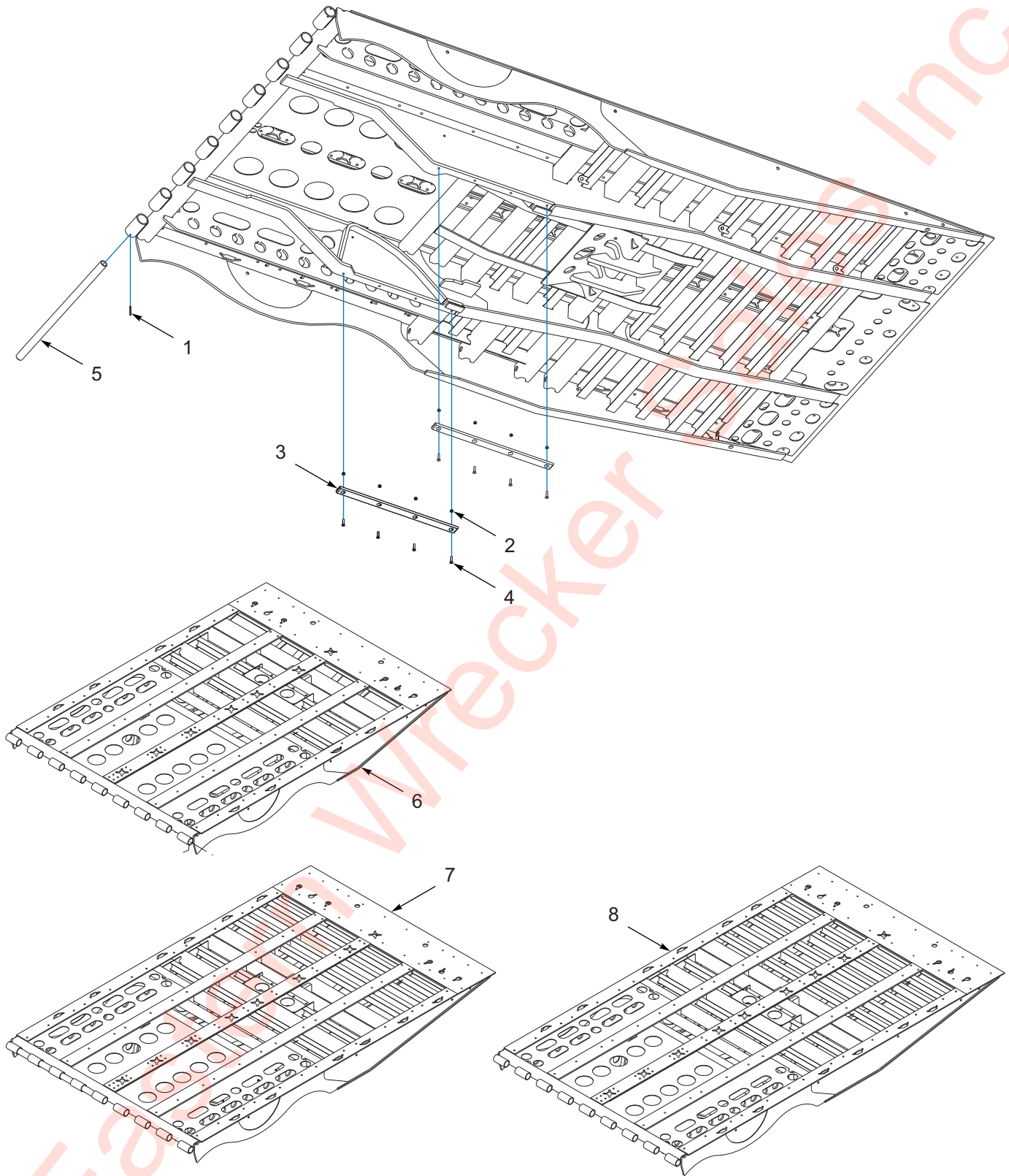


Figure 1-13: Tail Assembly-222963

## Tail Assembly-222963

ITEM	PART NUMBER	DESCRIPTION	QTY.
--	222951	TAIL ASSY 900-12FT 235 TIRE	--
--	222952	TAIL ASSY 900-12FT 255 TIRE	--
--	222953	TAIL ASSY 900-14FT 235 TIRE	--
--	222954	TAIL ASSY 900-14FT 255 TIRE	--
--	222955	TAIL ASSY 900-15FT 235 TRCLR	--
--	222956	TAIL ASSY 900-15FT 255 TIRE	--
--	222957	TAIL ASSY 900-12FT 235 GALV	--
--	222958	TAIL ASSY 900-12FT 255 GALV	--
--	222959	TAIL ASSY 900-14FT 235 GALV	--
--	222960	TAIL ASSY 900-14FT 255 GALV	--
--	222961	TAIL ASSY 900-15FT 235 GALV	--
--	222962	TAIL ASSY 900-15FT 255 GALV	--
1	1-647-010004259	SPRING PIN, SLOTTED 3/8X3	2
2	107470	NUT, SPIRALOCK 3/8-16HX	8
3	107660	GLIDE U/C 930	2
4	108294	SCREW HXSKT 3/8-16UNCX1-3/4CS	8
5	113214	TUBE RD 2-3/8X1-3/4X49-3/8	2
6	219310	TAIL WLDMT 900-12FT 235	1
6	219311	GALV OF 219310 (12' TAIL)	1
6	219312	TAIL WLDMT 900-12FT 255	1
6	219313	GALV OF 219312 (12' TAIL)	1
7	221022	TAIL WLDMT 900-14FT 235	1
7	221023	GALV OF 221022 (14' TAIL)	1
7	221024	TAIL WLDMT 900-14FT 255	1
7	221025	GALV OF 221024 (14' TAIL)	1
8	220408	TAIL WLDMT 900-15FT 235	1
8	220442	GALV OF 220408 15'TAIL 235	1
8	220409	TAIL WLDMT 900-15FT 255	1
8	220443	GALV OF 220409 15'TAIL 255	1

# Hydraulic Electrical Air

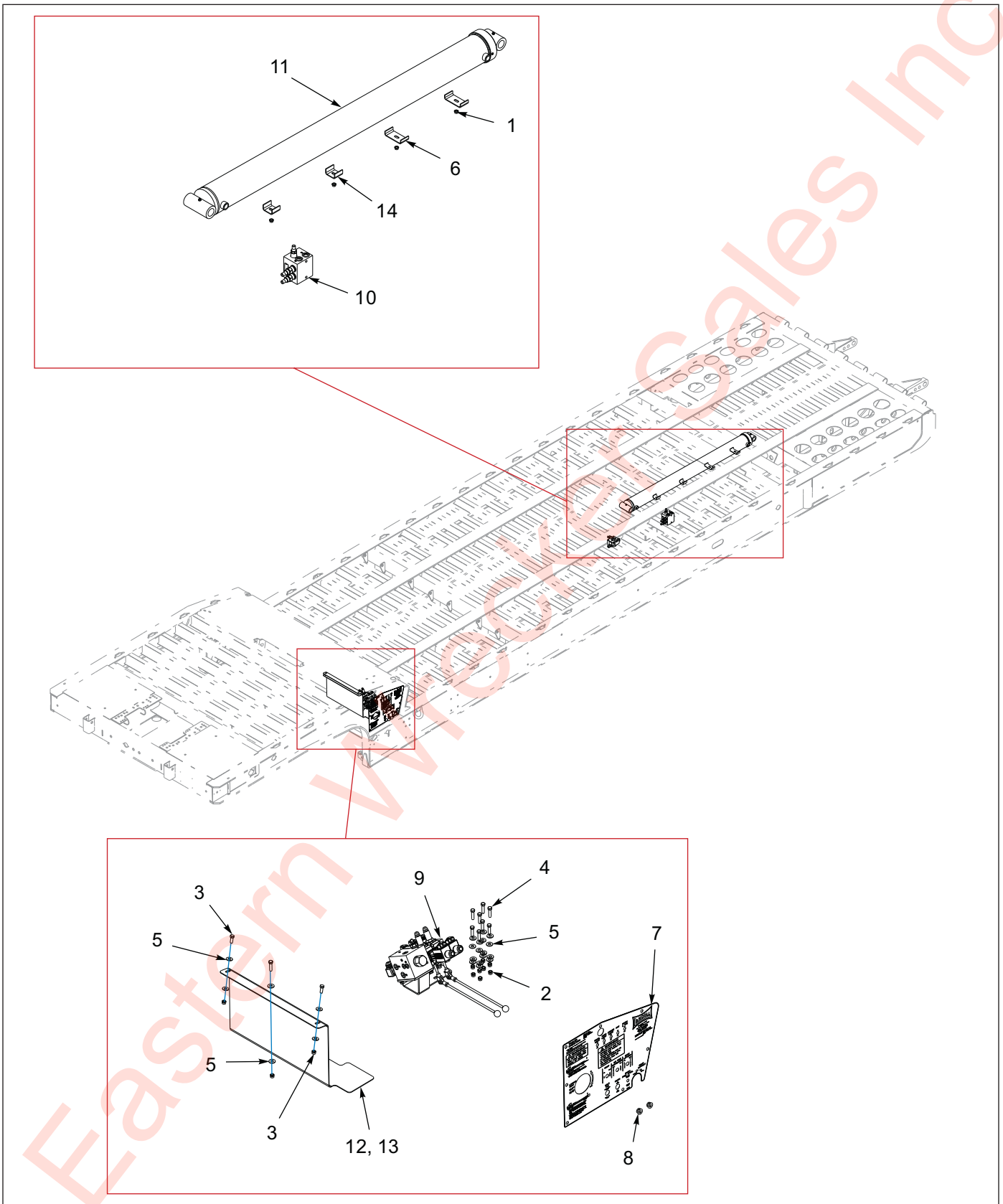


Figure 1-14: General Assembly - Hydraulic, Electric, Air

## General Assembly - Hydraulic, Electric, Air

ITEM	PART NUMBER	DESCRIPTION	QTY.	
	215063	HYD ELEC AIR 900E-33 RMT (REF. ONLY)	*	
	215069	HYD ELEC AIR 900E-HD RMT (REF. ONLY)		*
	215227	HYD ELEC AIR 900E-35 HD RMT (REF. ONLY)		*
	215071	HYD ELEC AIR 900E-33 RMT SLP ENG (REF. ONLY)	*	
	215077	HYD ELEC AIR 900E-HD RMT SLP ENG (REF. ONLY)		*
1	1-510-010001	NUT, 3/8-16 UNC FLANGE LOCK	4	4
2	1-512-010005-05	NUT, HEX, SLFLKG, 3/8-16 UNC GRB	7	7
3	1-654-010051-05	SCREW, HEX, 3/8-16X1 GR5	2	2
4	1-654-010051-07	SCREW, HEX, 3/8-16X1-1/2 GR5	5	5
5	1-861-010032-11	WASHER, FLAT, ZP/CD, 3/8W	14	14
6	103817	CLAMP, HOSE 660 U/C	2	2
7	214488	PLACARD, CONTROL PANEL 900E	1	1
8	178444	BUSHING NYLON INSERT 9/16 ID	2	2
9	194395	VALVE ASSEMBY, 2-SPOOL CONTROL	1	1
10	194400	VALVE COUNTER-BALANCE RELIEF	1	1
11	194401	CYLINDER 5 X 60	1	1
12	195725	SHIELD, VALVE 900	1	--
13	195726	SHIELF, VALVE 900 HD	--	1
14	2-181-010001	CLAMP	2	2
15	216601	SEAL KIT, SERVICE	REF	REF

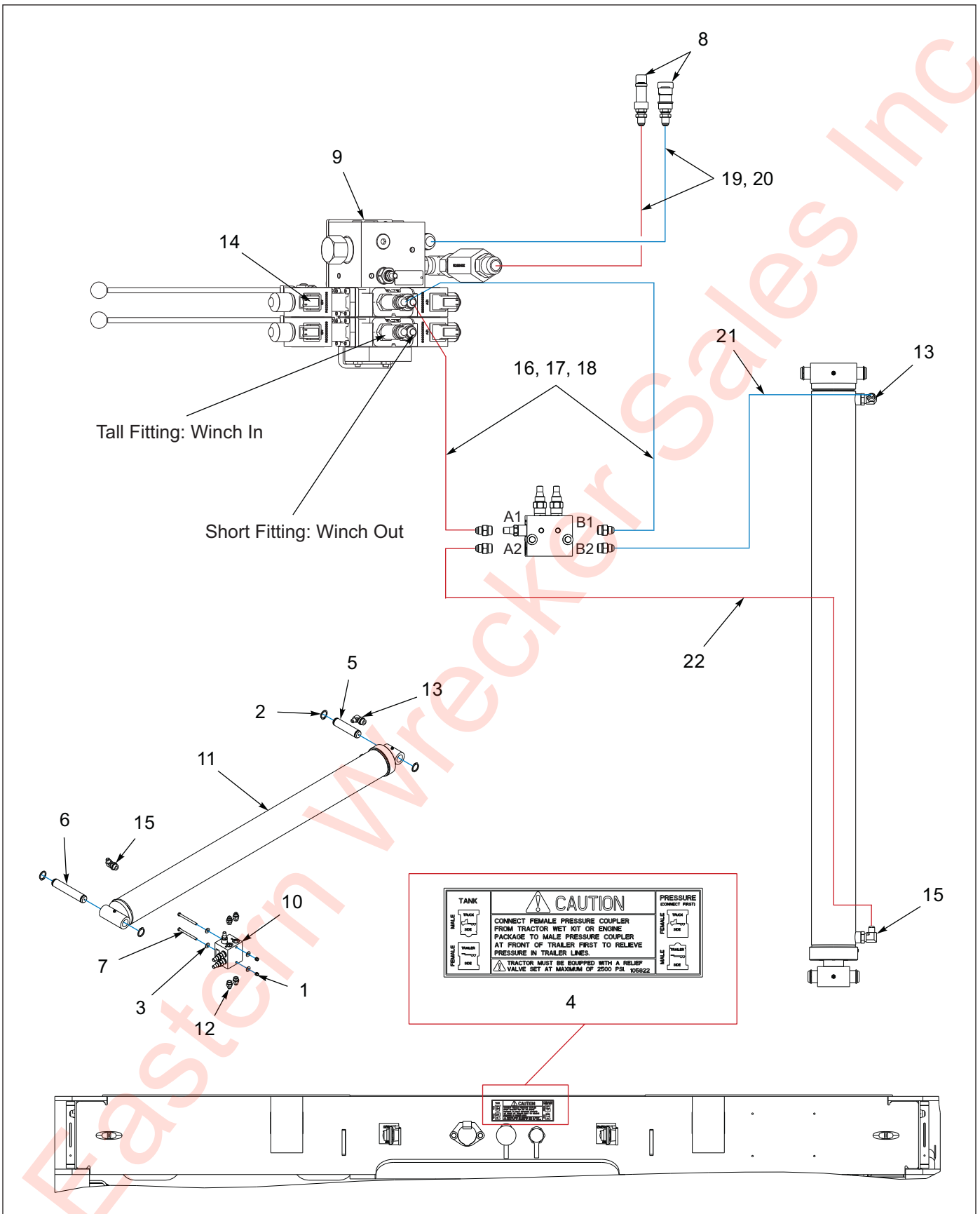


Figure 1-15: Axle Hydraulic System



## Axle Hydraulic System

ITEM	PART NUMBER	DESCRIPTION	QTY.	
	215063	HYD ELEC AIR 900E-33 RMT (REF. ONLY)	*	
	215065	HYD ELEC AIR 900E-36 RMT (REF. ONLY)	*	
	215067	HYD ELEC AIR 900E-38 RMT (REF. ONLY)	*	
	215069	HYD ELEC AIR 900E-HD RMT (REF. ONLY)	*	
	215227	HYD ELEC AIR 900E-35 HD RMT (REF. ONLY)	*	
	215071	HYD ELEC AIR 900E-33 RMT SLP ENG (REF. ONLY)		*
	215073	HYD ELEC AIR 900E-36 RMT SLP ENG (REF. ONLY)		*
	215075	HYD ELEC AIR 900E-38 RMT SLP ENG (REF. ONLY)		*
	215077	HYD ELEC AIR 900E-HD RMT SLP ENG (REF. ONLY)		*
1	1-512-010005-05	NUT, HEX, SLFLKG GRB 3/8-16	2	2
2	1-630-010021-01	RING, 1.5 RETAINING HD	4	4
3	1-861-010032-11	WASHER, FLAT 3/8 W ZP/CD	4	4
4	105822	DECAL, HYD COUPLER (SEE PAGE 1-4)	1	1
5	107657	PIN 1-1/2X6-3/8	1	1
6	107658	PIN 1-1/2X8-1/4	1	1
7	129698	SCREW,HXCP,3/8-16UNCX4-1/2GR5	2	2
8	143163	CONNECTORS FRONT SUB ASSY (SEE PAGE 1-37)	1	1
9	194395	VALVE ASSY 2-SPOOL CONTROL (SEE PAGE 1-39)	1	1
10	194400	VALVE COUNTER-BALANCE/RELIEF	1	1
11	194401	CYLINDER 5 X 60 (SEE PAGE 1-36)	1	1
12	202702-10-8S	ADAPTER, #10 O-RING #8 TUBE	1	1
13	2062-12-8S	ADAPTER,90,#12 O-RING-#8 TUBE	1	1
14	194407	PLUG ASSY DUMMY 2 PIN (PLUGS UNUSED ELEC ENDS)	REF	REF
15	202702-12-8S	ADAPTER, #12 O-RING #8 TUBE	4	4
16	1-397-010302206	HOSE ASSEMBLY 1/2X206 SAE37, STR90 (USED ON 215063 /215064 / 215071 / 215072 / 215080 / 215227)	2	2
17	101014	HOSE ASSEMBLY 1/2X248 SAE37, STR90 (USED ON 215065 / 215066 / 215069 / 215070 / 215073 / 215074 / 215077 / 215078)	2	2
18	100062	HOSE ASSEMBLY 1/2X286 SAE37, STR90 (USED ON 215067 / 215068 / 215075 / 215076)	2	2
19	136224	HOSE ASSEMBLY 1/2X136 SAE37, STR90 (USED ON 215063 / 215064 / 215065 / 21566 / 215067 / 215068)	2	2
20	1-397-010305164	HOSE ASSEMBLY 3/4X164 SAE37, STR90 (USED ON 215069 / 215070 / 215077 / 215080 / 215227)	2	2
21	107756	HOSE ASSEMBLY 1/2X24 STR90	1	1
22	1-397-010302084	HOSE ASSSEMBLY 1/2X84 SAE37, STR90	1	1

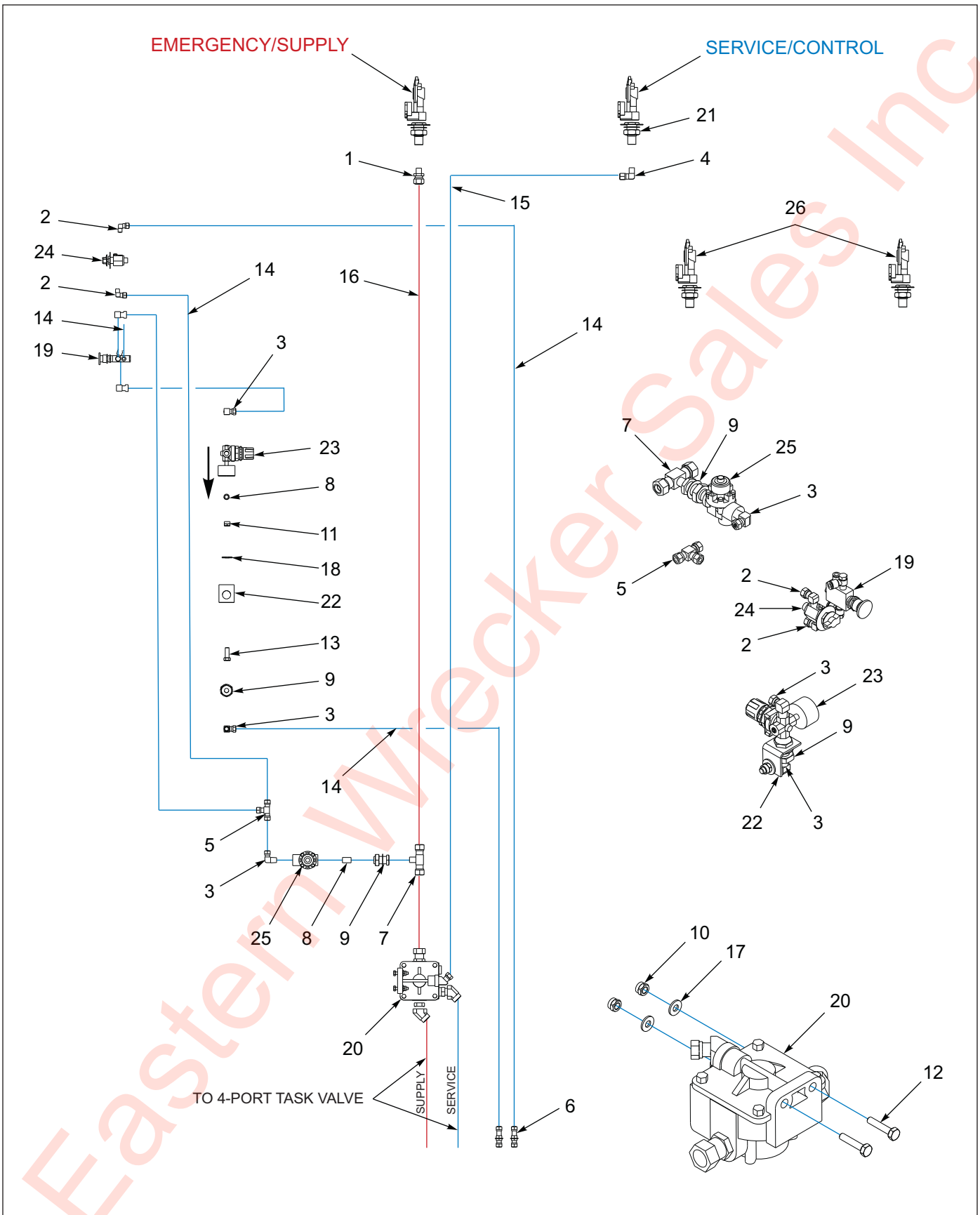
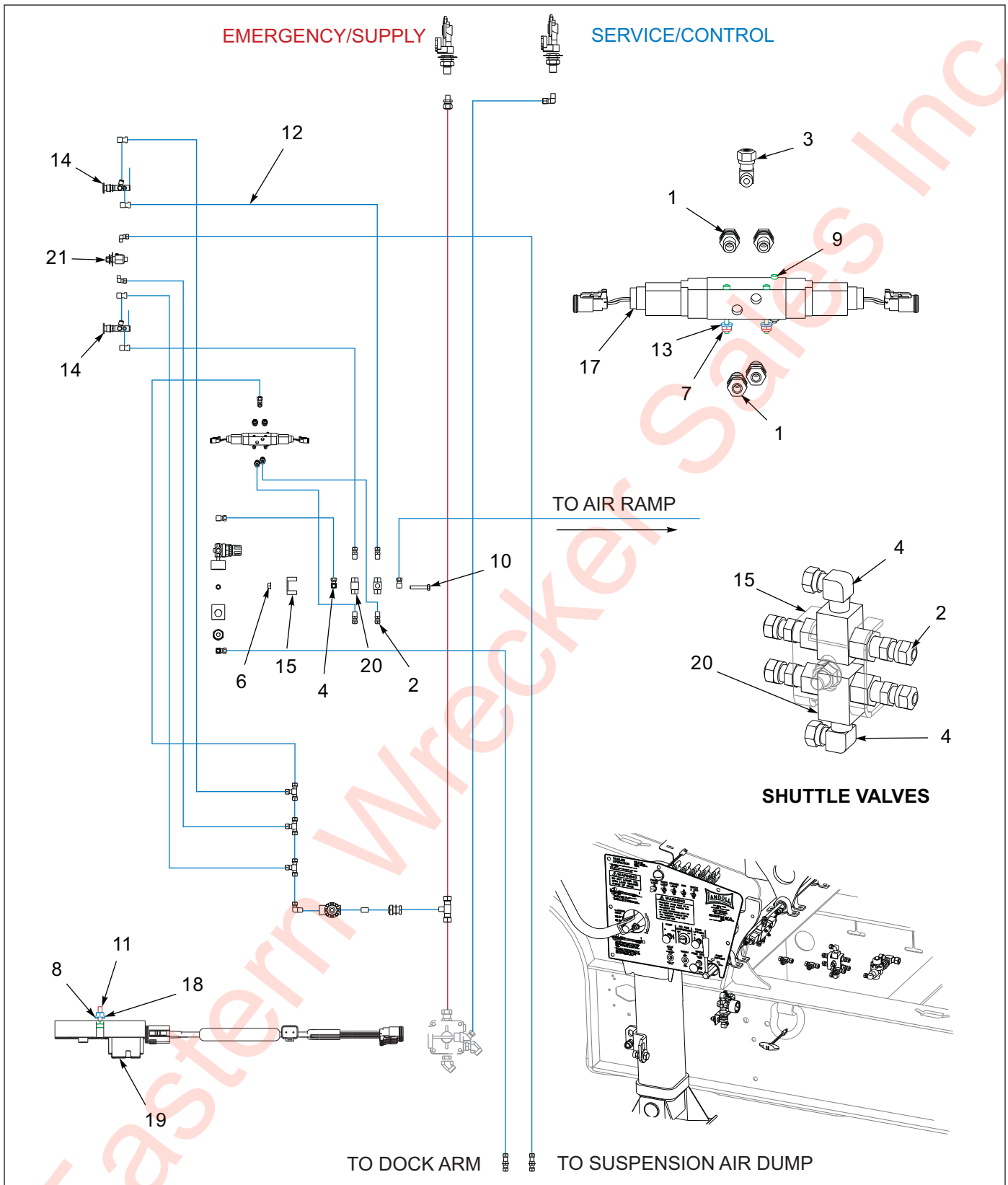


Figure 1-16: Air System

## Air System

ITEM	PART NUMBER	DESCRIPTION	QTY.	
	215063	HYD ELEC AIR 900E-33 RMT (REF. ONLY)	*	
	215064	HYD ELEC AIR 900E-33 NO RMT (REF. ONLY)	*	
	215069	HYD ELEC AIR 900E-HD RMT (REF. ONLY)	*	
	215070	HYD ELEC AIR 900E-HD NO RMT (REF. ONLY)	*	
	215071	HYD ELEC AIR 900E-33 RMT SLP ENG (REF. ONLY)		*
	215072	HYD ELEC AIR 900E-33 NO RMT SLP ENG (REF. ONLY)		*
	215077	HYD ELEC AIR 900E-HD RMT SLP ENG (REF. ONLY)		*
	215078	HYD ELEC AIR 900E-HD NO RMT SLP ENG (REF. ONLY)		*
	215227	HYD ELEC AIR 900E-35 HD RMT (REF. ONLY)	*	
	215080	HYD ELEC AIR 900E-35 HD NO RMT (REF. ONLY)	*	
1	1-297-010007-14	FITTING AIR 1/2TUBE X 1/4NPT	1	1
2	1-297-010008-05	FITTING,AIR 90 1/4TUBEX1/8NPT	2	2
3	1-297-010008-07	FITTING AIR 90 1/4TUBEX1/4NPT	3	3
4	1-297-010008-18	FITTING,AIR 90 3/8TUBEX1/4NPT	1	1
5	1-297-010010-01	FITTING,AIR,UNION TEE 1/4	1	1
6	1-297-010014-02	FITTING,AIR,BLKHD UNION 1/4	2	2
7	1-297-010015-09	FITTING,AIR,BR TEE 1/2T-1/4P	1	1
8	1-297-010020-02	FITTING,BRS PIPE,CL NIP 1/4	2	2
9	1-297-010022-02	FITTING,AIR ANCHR CPLG,1/4NPT	2	2
10	1-512-010005-01	NUT,HEX,SLFLKG GRB 1/4-20	2	2
11	1-512-010005-05	NUT, HEX, SLFLKG GRB 3/8-16	1	1
12	1-654-010047-07	SCREW,HX CP 1/4-20UNCX1-1/4G5	2	2
13	1-654-010051-05	SCREW,HEX CAP 3/8-16UNCX1 GR5	1	1
14	1-833-010001	TUBING NYLON 1/4 OD	35	35
15	1-833-010002	TUBING NYLON 3/8 OD	33	33
16	1-833-010003	TUBING NYLON 1/2 OD	31	31
17	1-861-010032-06	WASHER, FLAT 1/4 N ZP/CD	2	2
18	1-861-010032-11	WASHER, FLAT 3/8 W ZP/CD	1	1
19	107887	VALVE AIR PUSH BUTTON	1	1
20	141607	VALVE ASSY AIR BOOSTER (SEE PAGE 1-38) (CONNECTS TO 4-PORT TASK VALVE, PAGES 1-76 & 1-78)	1	1
21	143163	CONNECTORS FRONT SUB ASSY (SEE PAGE 1-37)	REF	REF
22	3-120-010445	BRACKET,PRESSURE REGULATOR660	1	1
23	3-626-010004	REGULATOR, AIR PRESSURE	1	1
24	900-54-088	VALVE, MANUAL OPERATED	REF	REF
25	905-54-107	BRAKE PROTECTION VALVE	1	1
26	145531	CONNECTORS FRONT AIR ONLY	--	1
27	213400	WASHER SST 1-1/4 OD X 21/32 ID (NOT SHOWN)	1	1
28	213332	REPLACEMENT PUSH BUTTON FOR VALVE (NOT SHOWN)	1	1



## Dock & Ramp Remote Air System-215062

ITEM	PART NUMBER	DESCRIPTION	QTY.
	215063	HYD ELEC AIR 900E-33 RMT (REF. ONLY)	
	215069	HYD ELEC AIR 900E-HD RMT (REF. ONLY)	
	215071	HYD ELEC AIR 900E-33 RMT SLP ENG (REF. ONLY)	
	215077	HYD ELEC AIR 900E-HD RMT SLP ENG (REF. ONLY)	
	215227	HYD ELEC AIR 900E-35 HD RMT (REF. ONLY)	
1	1-297-010007-04	FITTING, AIR, 1/4 TUBE X 1/8 NPT	3
2	1-297-010007-05	FITTING, AIR, 1/4 TUBE X 1/4 NPT	4
3	1-297-010008-05	FITTING, AIR, 90 1/4 TUBE X 1/8NPT	2
4	1-297-010008-07	FITTING, AIR, 90 1/4 TUBE X 1/4 NPT	2
5	1-297-010010-01	FITTING,AIR,UNION TEE 1/4	1
6	1-510-010001	NUT, 3/8 -16 UN C FL ANGE LOCK	1
7	1-512-010003-02	NUT, HEX,SLFLKG W/NYL #6-32	3
8	1-512-010005-03	NUT,HEX,SLFLKG,5/16 18 UNC,GRB	2
9	1-654-010024014	SCREW,MACH,SLTD FILH,#6-32UNCX1-1/2	3
10	1-654-010051-09	SCREW, HEX, 3/8-16UNCX2 GR5	1
11	1-656-010003051	SCREW,RD HD MACH #10-24X3/4	2
12	1-833-010001	TUBING NYLON 1/4 OD	9
13	1-861-010032-01	WASHER, FLAT, ZP/CD, #6	3
14	107887	VALVE, AIR PUSH BUTTON	REF
15	138814	HOSE CLAMP NOTCHED	1
16	139465	RAMP ASSY 6FT 930 (SEE PAGE 1-16)	REF
17	194406	VALVE PNEUMATIC ASSY 4-WAY 3-POS	1
18	212074	NUT, FLG HD, SERR 10-24 UNC	2
19	213497	REMOTE BRAND 6 FUNC 900	1
20	3-843-010039-02	VALVE AIR SHUTTLE 1/4NPT	2
21	900-54-088	VALVE, MANUAL OPERATED	REF
22	213332	REPLACEMENT PUSH BUTTON FOR VALVE (NOT SHOWN)	REF

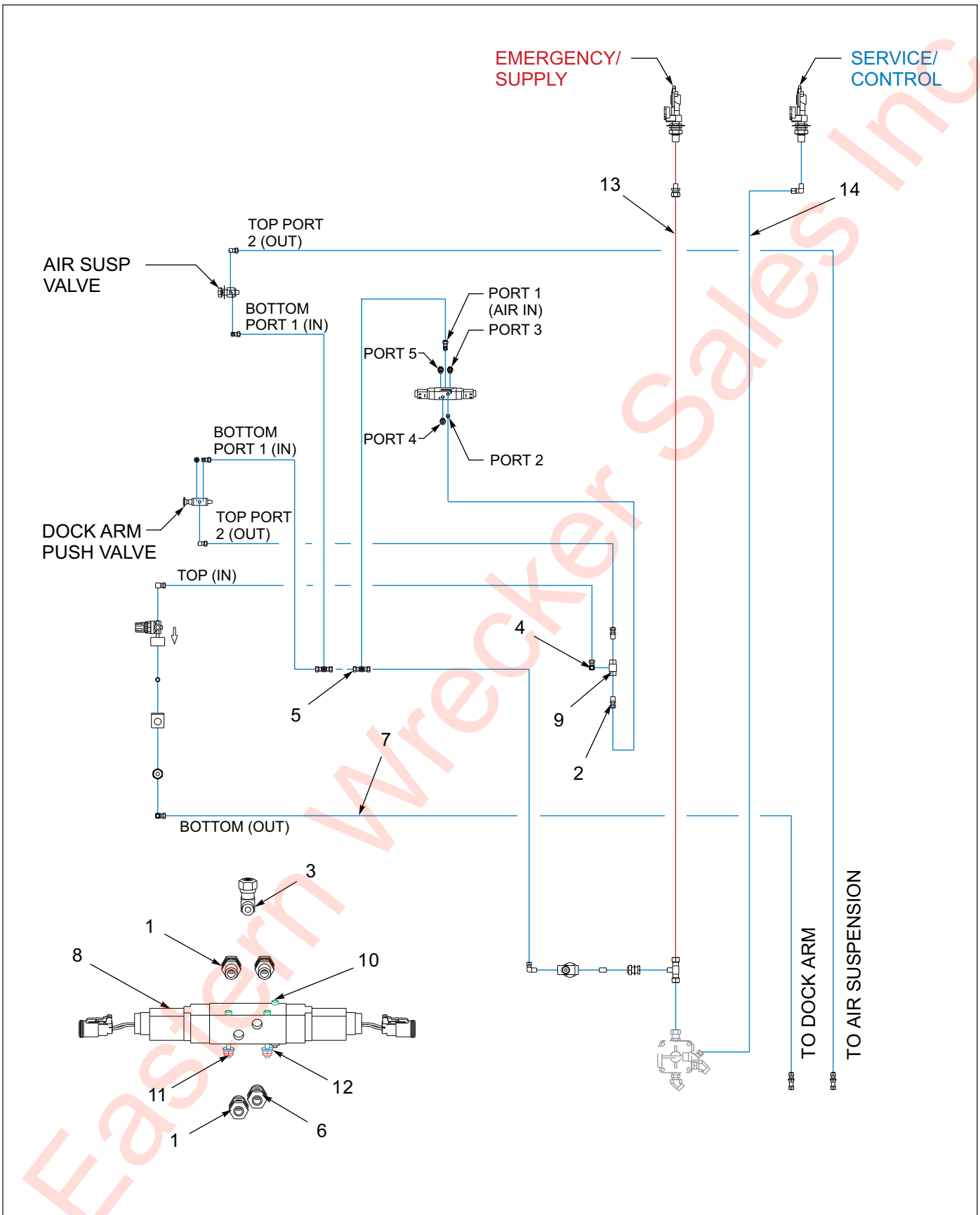


Figure 1-18: Dock Remote Air System-144615

---

## Dock Remote Air System-144615

---

ITEM	PART NUMBER	DESCRIPTION	QTY.
	144615	REMOTE CONTROL - BRAND 6-FUNCTION REMOTE (REF. ONLY)	
1	1-297-010007-04	FITTING, AIR	3
2	1-297-010007-05	FITTING, AIR	2
3	1-297-010008-05	FITTING, AIR 90	1
4	1-297-010008-07	FITTING, AIR 90	1
5	1-297-010010-01	FITTING, AIR UNION TEE	1
6	1-560-010002-01	PLUG, PIPE 1/8	1
7	1-833-010001	TUBING, NYLON 1/4	AR
8	194406	VALVE, PNEUMATIC 4 WAY, 3 POS	REF
9	3-843-010039-02	VALVE, AIR SHUTTLE	REF
10	1-654-010021014	SCREW,MACH,SLTD FILH,#6-32UNCX1-1/2	3
11	1-512-010003-02	NUT, HEX,SLFLKG W/NYL #6-32	3
12	1-861-010032-01	WASHER, FLAT, ZP/CD, #6	3
13	1-833-010003	TUBING, NYLON 1/2	REF
14	1-833-010002	TUBING NYLON 3/8 OD	REF

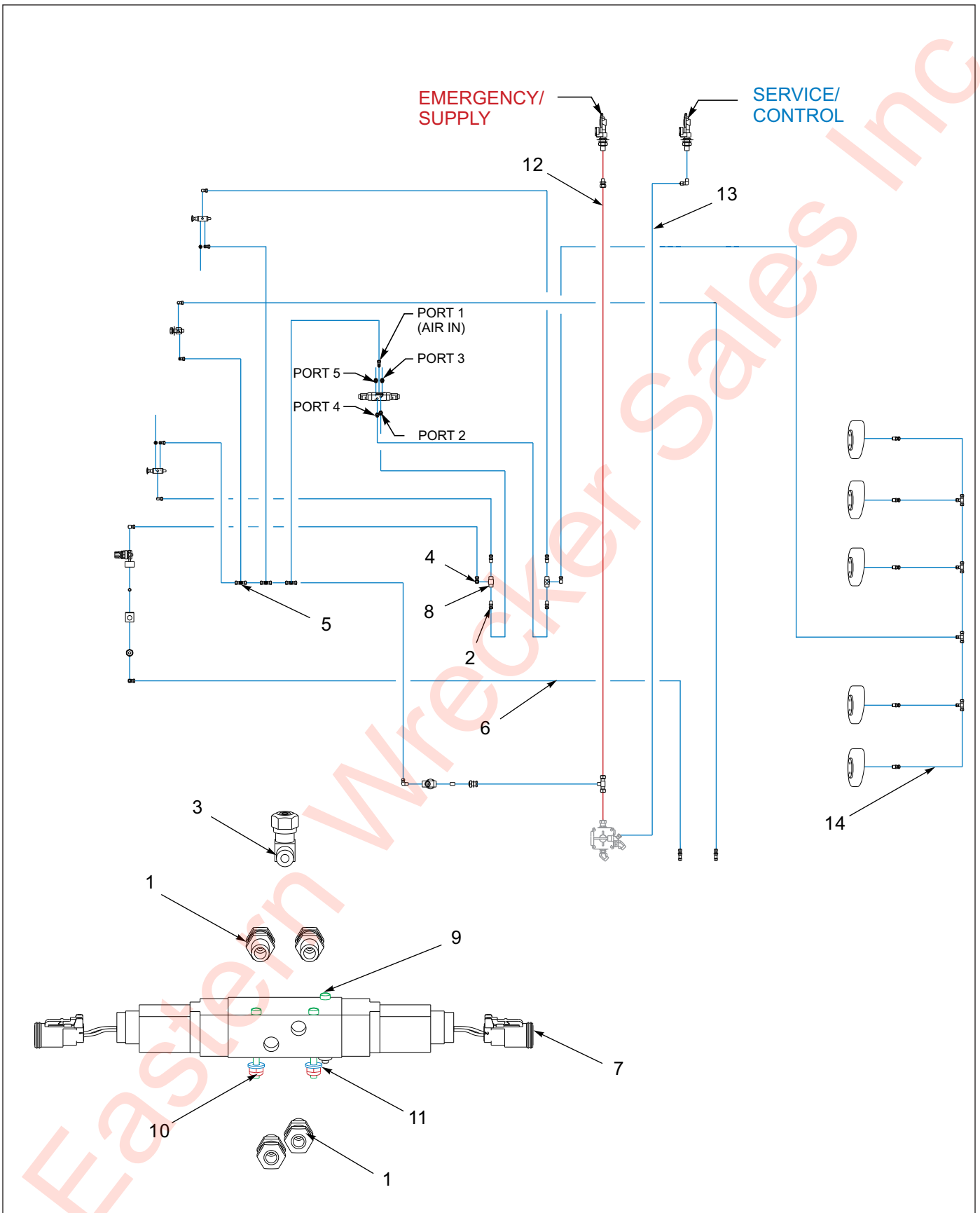


Figure 1-19: Dock & Ramp Remote Air System-140910



---

## Dock & Ramp Remote Air System-140910

---

ITEM	PART NUMBER	DESCRIPTION	QTY.
	140910	REMOTE CONTROL - WN/U/L/R (REF. ONLY)	
1	1-297-010007-04	FITTING, AIR	4
2	1-297-010007-05	FITTING, AIR	4
3	1-297-010008-05	FITTING, AIR 90	1
4	1-297-010008-07	FITTING, AIR 90	2
5	1-297-010010-01	FITTING, AIR UNION TEE	1
6	1-833-010001	TUBING, NYLON 1/4	AR
7	194406	VALVE, PNEUMATIC 4 WAY, 3 POS	1
8	3-843-010039-02	VALVE, AIR SHUTTLE	1
9	1-654-010021014	SCREW,MACH,SLTD FILH,#6-32UNCX1-1/2	3
10	1-512-010003-02	NUT, HEX,SLFLKG W/NYL #6-32	3
11	1-861-010032-01	WASHER, FLAT, ZP/CD, #6	3
12	1-833-010003	TUBING, NYLON 1/2	REF
13	1-833-010002	TUBING NYLON 3/8 OD	REF
14	139465	RAMP ASSY 6FT 930 (SEE PAGE 1-16)	REF

# Cylinders & Connectors

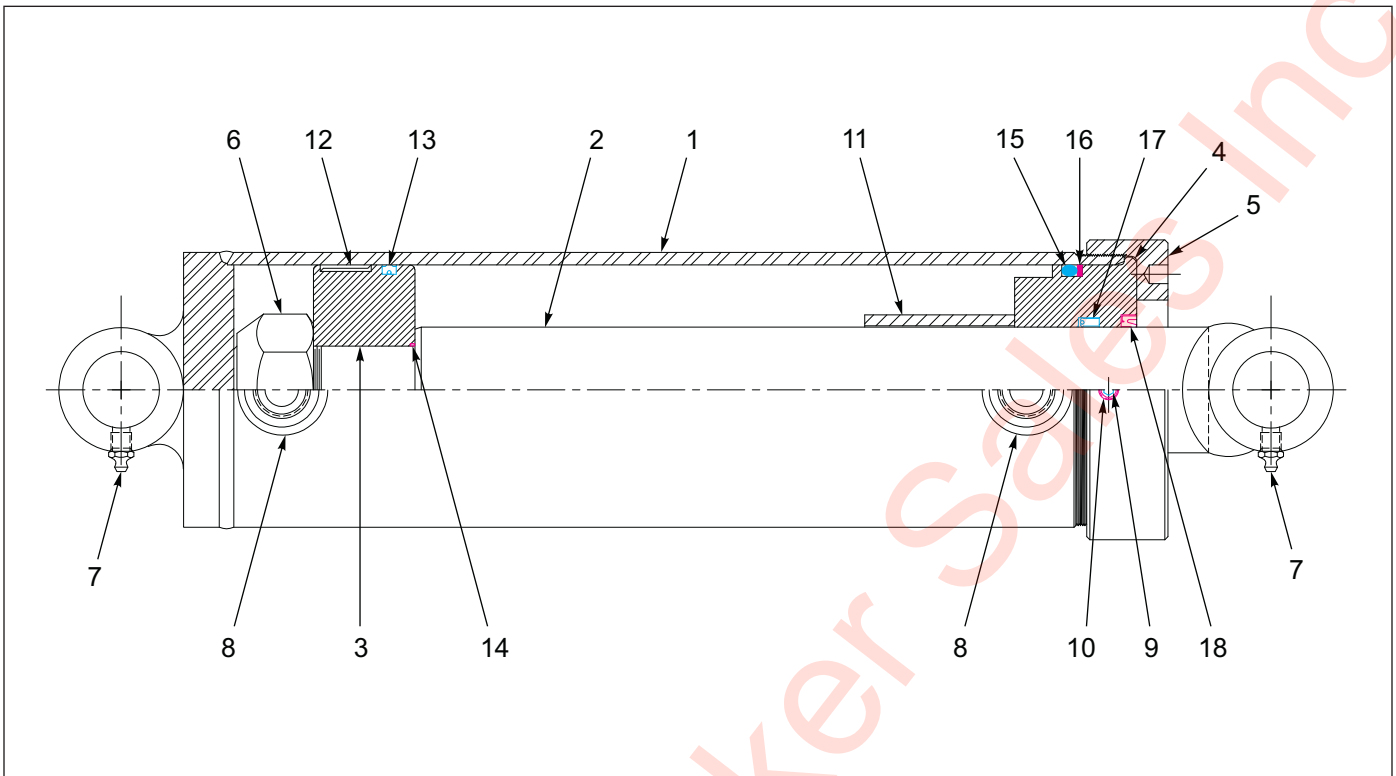


Figure 1-20: Cylinder - 5 X 60

## Cylinder - 5 X 60

ITEM	PART NUMBER	REFERENCE NO.	DESCRIPTION	QTY.
	194401		CYLINDER, 5 X 60	
1	----	062100946	BUTT & TUBE ASSY	1
2	114081	----	PISTON ROD ASY	1
3	----	072100181	PISTON	1
4	179002	----	GLAND	1
5	----	262100018	GLAND CAP	1
6	----	220000217	LOCK NUT	1
7	----	270010002	GREASE ZERK	2
8	----	200500007	PORT PLUG	2
9	----	220000701	SET SCREW	1
10	----	220000853	NYLON LOCK	1
11	----	211400029	SPACER	1
12	----	240011302	BEARING RING	1
13	----	240060350	CROWN SEAL	1
14	----	240000031	O-RING	1
15	----	240000425	O-RING	1
16	----	240061425	BU-WASHER	1
17	----	240020013	U-CUP	1
18	----	250014250	WIPER	1
19	201641	PMCK-CA-0348	*PACKING KIT (ITEMS 12-18, NOT SHOWN)	REF

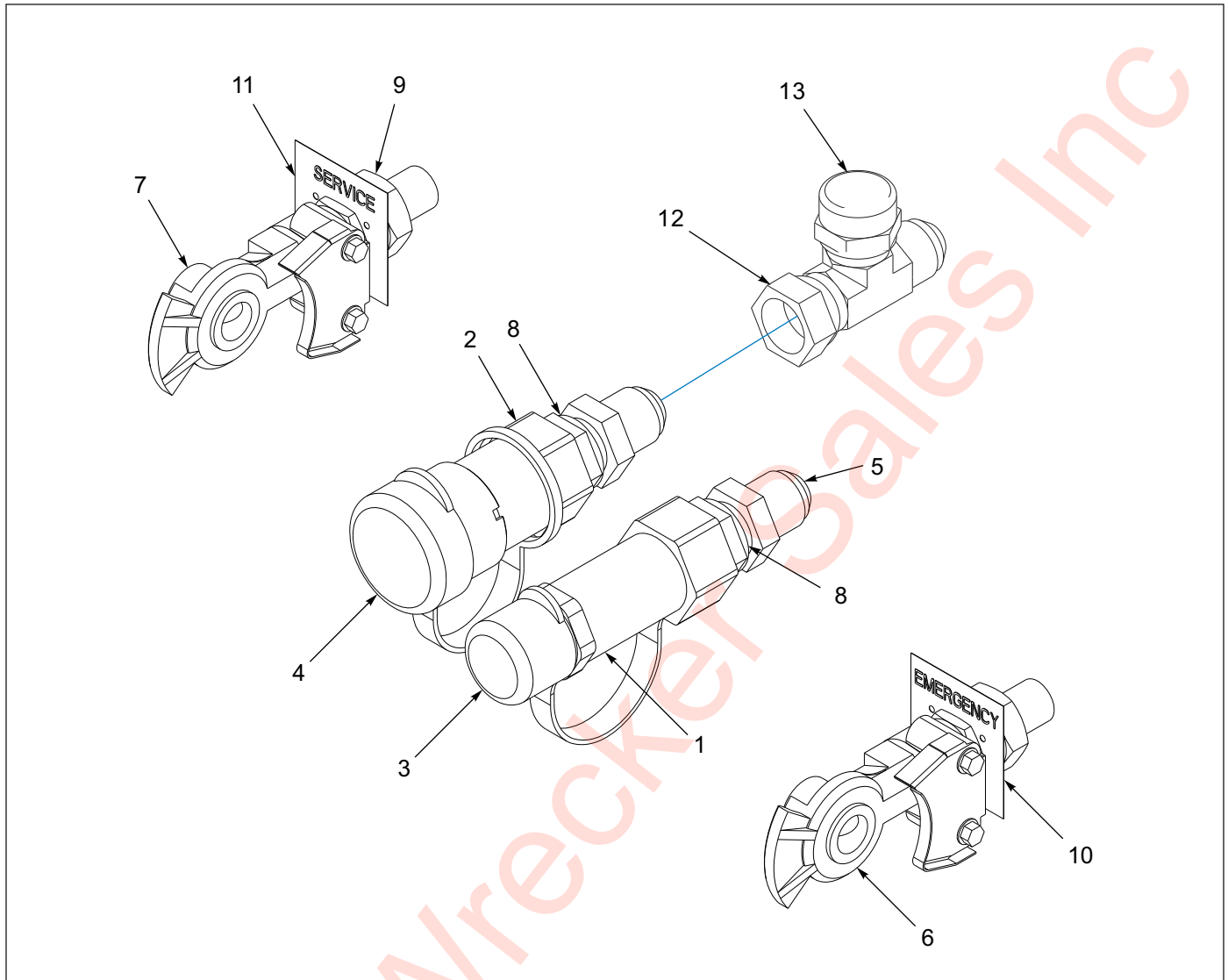


Figure 1-21: Connectors - Front Sub Assembly

## Connectors - Front Sub Assembly

ITEM	PART NUMBER	DESCRIPTION	QTY.
	143163	CONNECTORS FRONT SUB ASSY (REF. ONLY)	
1	105479	COUPLER, FLAT FACE MALE	1
2	105480	COUPLER, FLAT FACE FEMALE	1
3	105481	COUPLER, DUST CAP MALE	1
4	105482	COUPLER, DUST CAP FEMALE	1
5	105483	ADAPTER, BULKHEAD 12JIC-12ORING	2
6	108801	GLADHAND, RED AIR	1
7	108802	GLADHAND, BLUE AIR	1
8	169365	SPACER, HYDRAULIC COUPLER	2
9	55B61	FRAME UNION	2
10	55B61-6	TAG EMERGENCY LINE	1
11	55B61-7	TAG SERVICE LINE	1
12	203102-12-12S	ADAPTER, TEE, #12, SAE 37, SWIVL	1
13	210292-12S	HYD FITTING CAPNUT, .75	1

# Valves

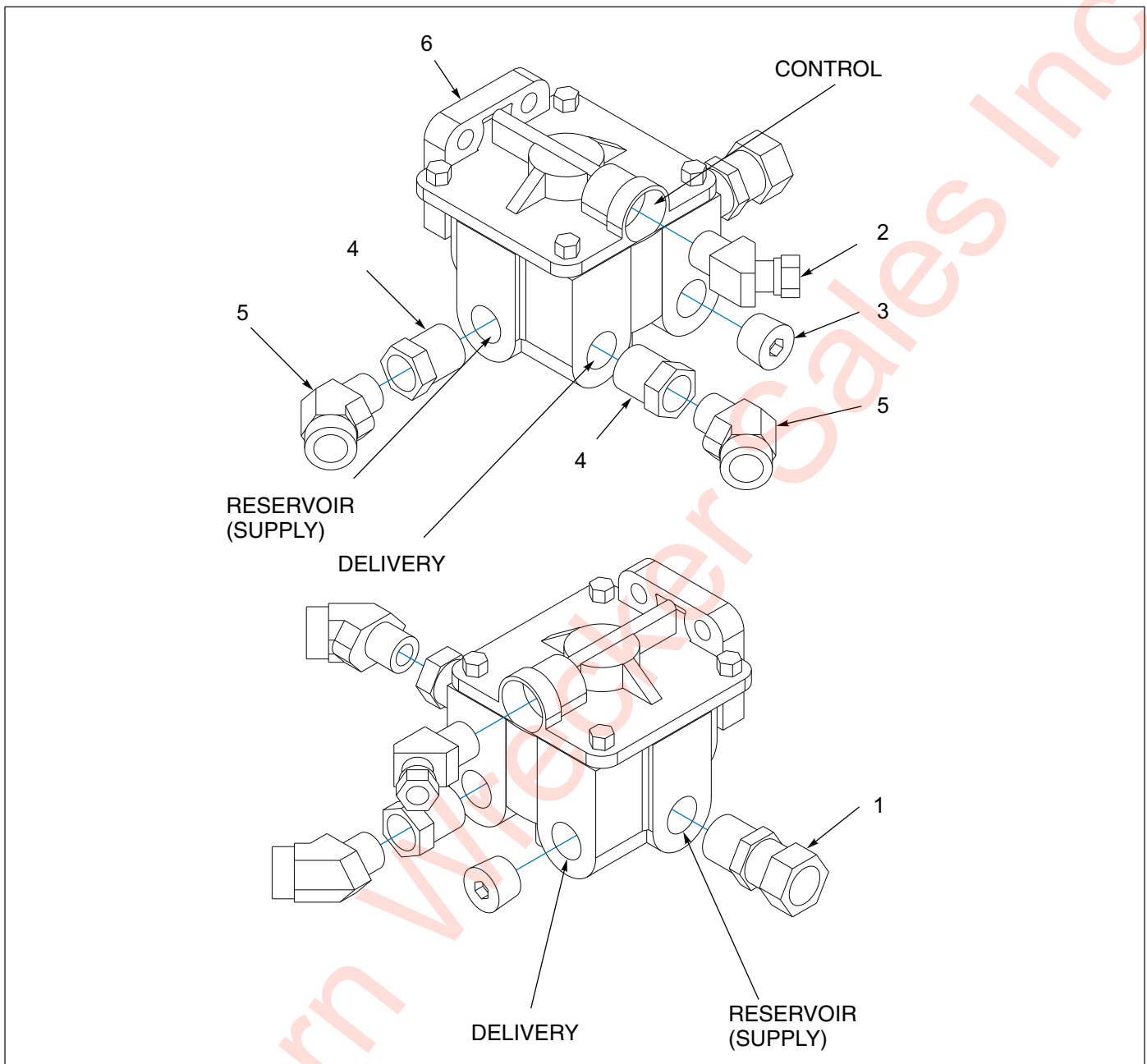


Figure 1-22: Valve Assembly - Air Booster

## Valve Assembly - Air Booster

ITEM	PART NUMBER	DESCRIPTION	QTY.
	141607	VALVE ASSY AIR BOOSTER	
1	1-297-010007-16	FITTING AIR 1/2TUBEX1/2 NPT	1
2	1-297-010013-12	FITTING AIR 45 M/ELB3/8TX3/8P	1
3	1-560-010002-04	PLUG, PIPE, 1/2NPT	1
4	2081-8-6S	REDUCER 1/2NPT X 3/8NPT	2
5	2088-6-6S	ADAPTER 45 3/8MPTX3/8FPT	2
6	3-843-010038	VALVE,AIR RELAY FAST AIR BAL	1

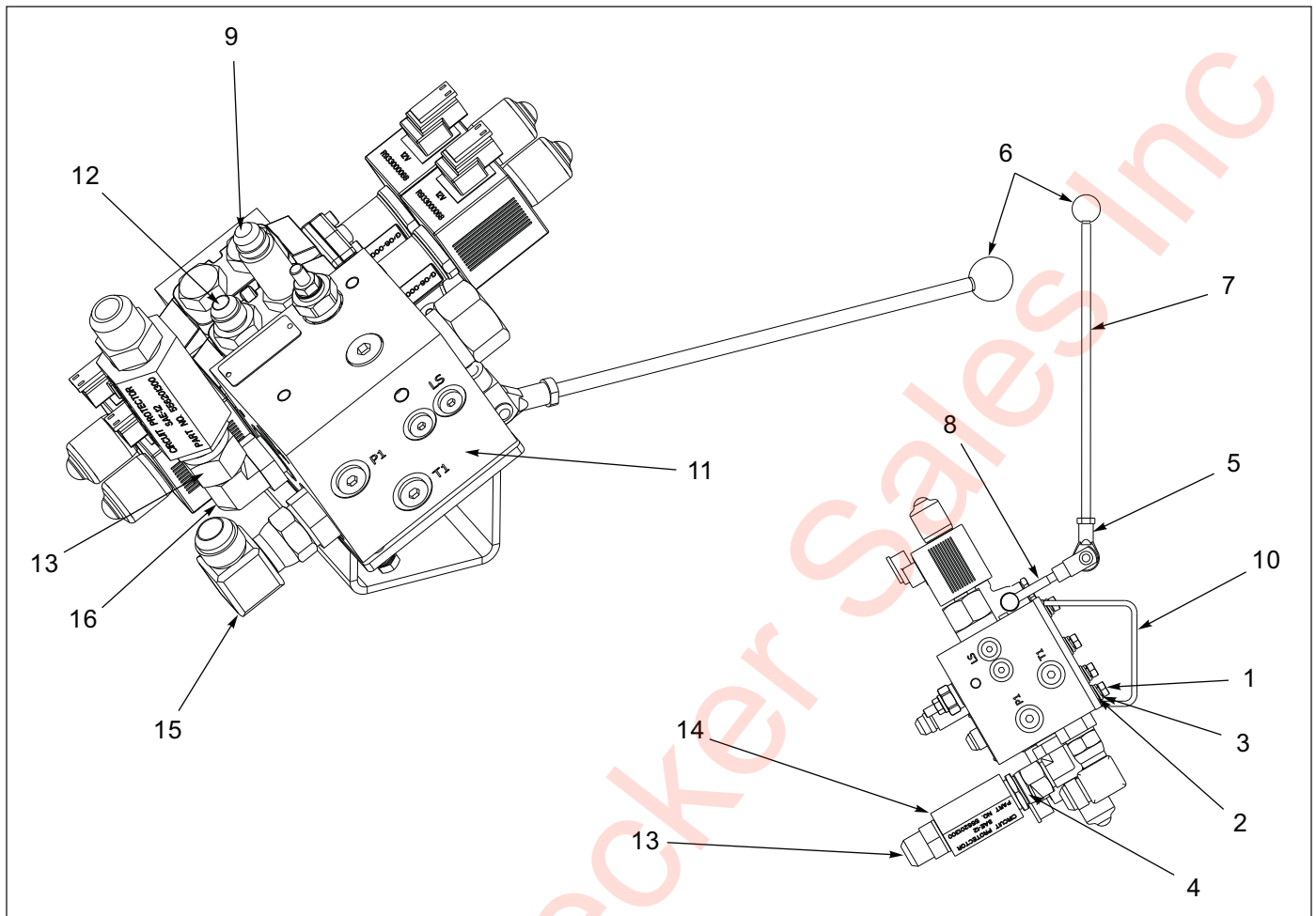


Figure 1-23: Valve Assembly - 2 Spool Control

## Valve Assembly - 2 Spool Control

ITEM	PART NUMBER	DESCRIPTION	QTY.
	194395	VALVE ASSY 2-SPOOL CONTROL	
1	1-654-010049-03	SCREW HX CP 5/16-18UNCX3/4GR5	4
2	1-861-010032-08	WASHER,FLAT 5/16 ZP	4
3	1-861-010034-10	WASHER,LKG 5/16	4
4	120660	ADAPTER, #12-O/R FEM-#12FL ML	1
5	186875	CLEVIS JOINT, ROD ENDS M8X1.25	2
6	191849	HANDLE ASSEMBLY, RED KNOB (WINCH FUNCTION)	1
7	191850	HANDLE ASSEMBLY, BLACK KNOB	1
8	186902	STUD M8X1.25X65MM, DBL THD	2
9	189285	ADAPTER STR LING #10ORB #8JMIC	2
10	194396	MOUNT WLDMT 2-SPOOL VALVE	1
11	194402	VALVE 2-SPOOL	1
12	202702-10-8S	ADAPTER, #10 O-RING #8 TUBE	2
13	202702-12-12S	ADAPTER, STR, #12 O-RING - #12 TUBE	2
14	204124	FILTER HYD IN-LINE MAGNETIC SAE#12	1
15	2062-12-12S	ADAPTER, 90, #12 O-RING #12 TUBE	1
16	2071-12-12S	ADAPTER, 90, #12FLR SWVL #12JIC	1

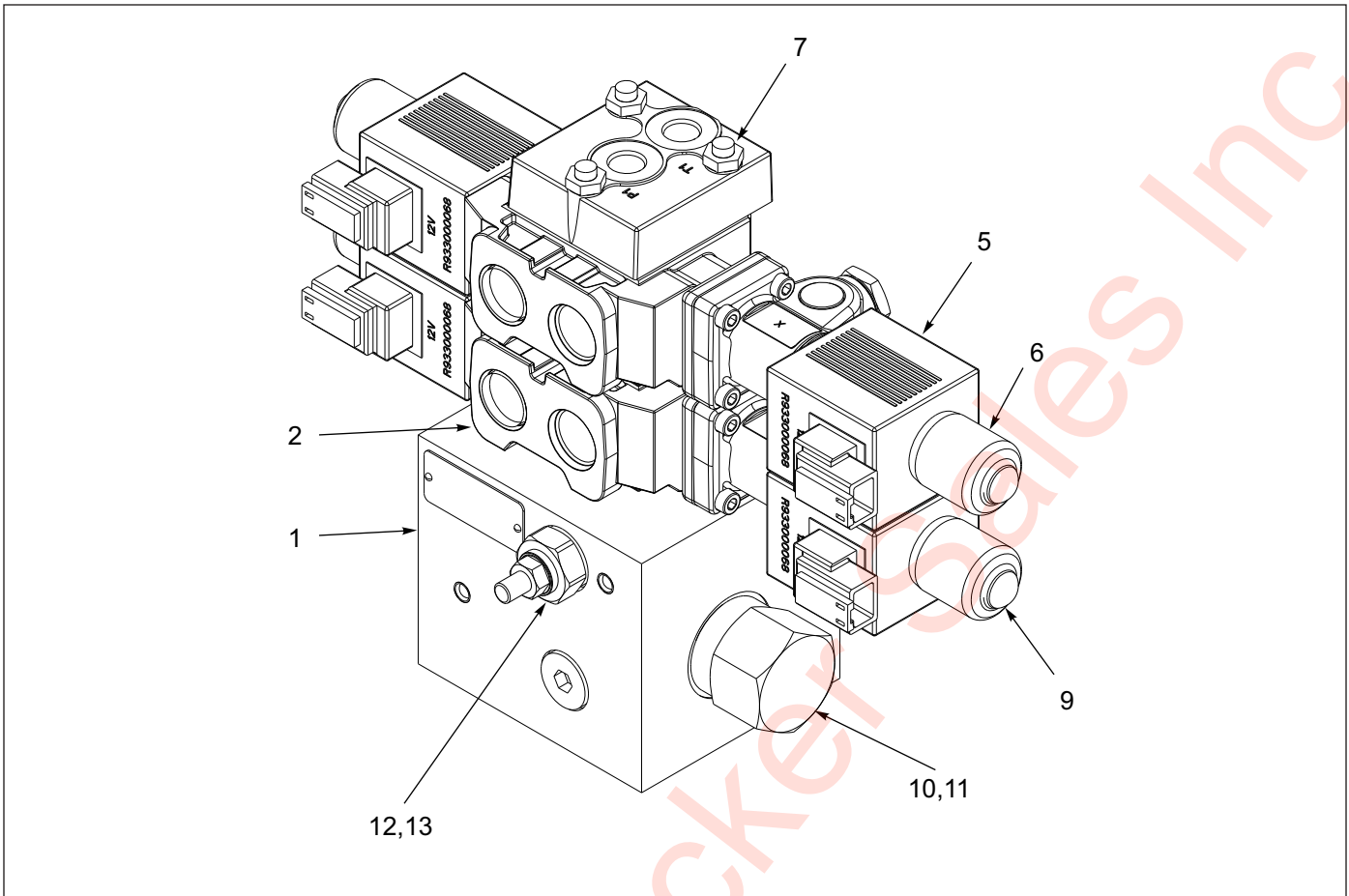


Figure 1-24: Valve Assembly - 2 Spool Solenoid

## Valve Assembly - 2 Spool Solenoid

ITEM	PART NUMBER	DESCRIPTION	QTY.
	194402	VALVE, 2 SPOOL SOLENOID	
1	191847	INLET SECTION KIT	1
2	191848	VALVE SECTION KIT	2
3	191849	HANDLE ASSY (NOT SHOWN)	1
4	191850	HANDLE ASSY (NOT SHOWN)	1
5	193400	COIL	1
6	193401	RUBBER BOOT	1
7	193403	BOLT KIT	1
8	193442	VALVE SECTION SEAL KIT (NOT SHOWN)	1
9	193443	COIL NUT SEAL KIT	1
10	193444	BY-PASS COMENSATOR	1
11	193445	SEAL KIT FOR COMPENSATOR	1
12	193446	LOAD SENSE RELIEF	1
13	193447	LOAD SENSE RELIEF SEAL KIT	1
14	216601	COMPLETE VALVE SEAL KIT (ITEMS 8, 12, 13)	REF



# Electrical

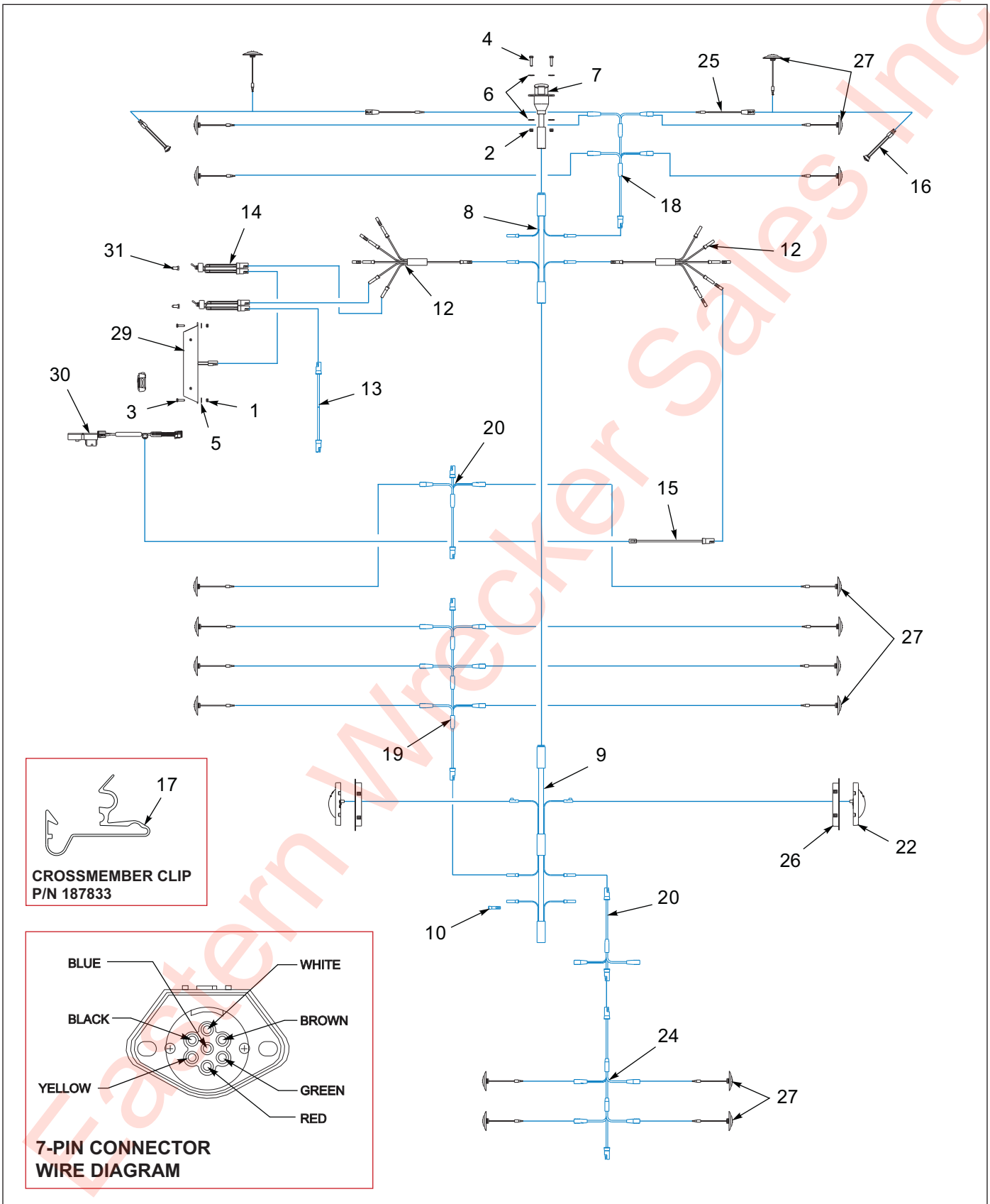


Figure 1-25: Electrical System (1 of 3)



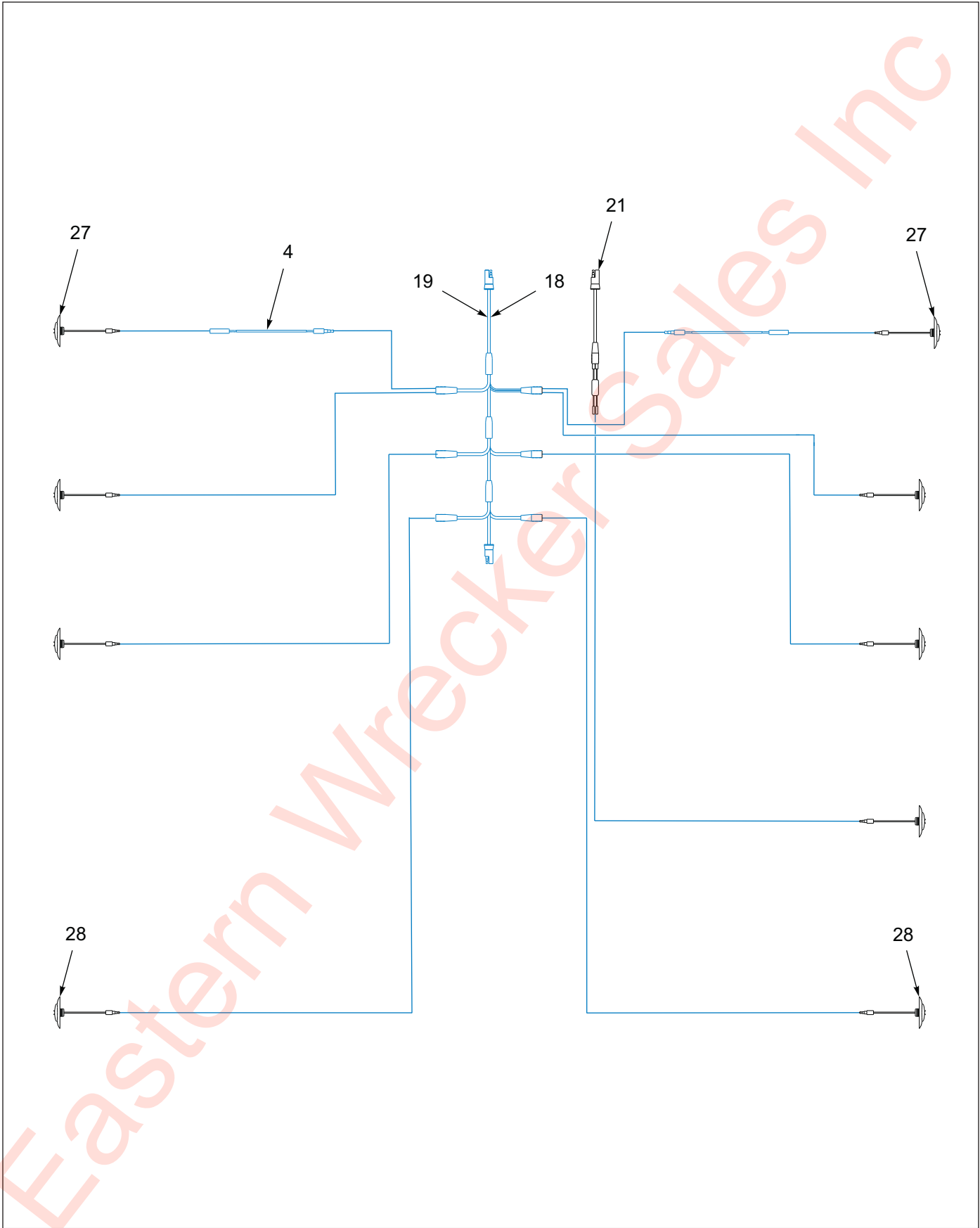


Figure 1-26: Electrical System (2 of 3)

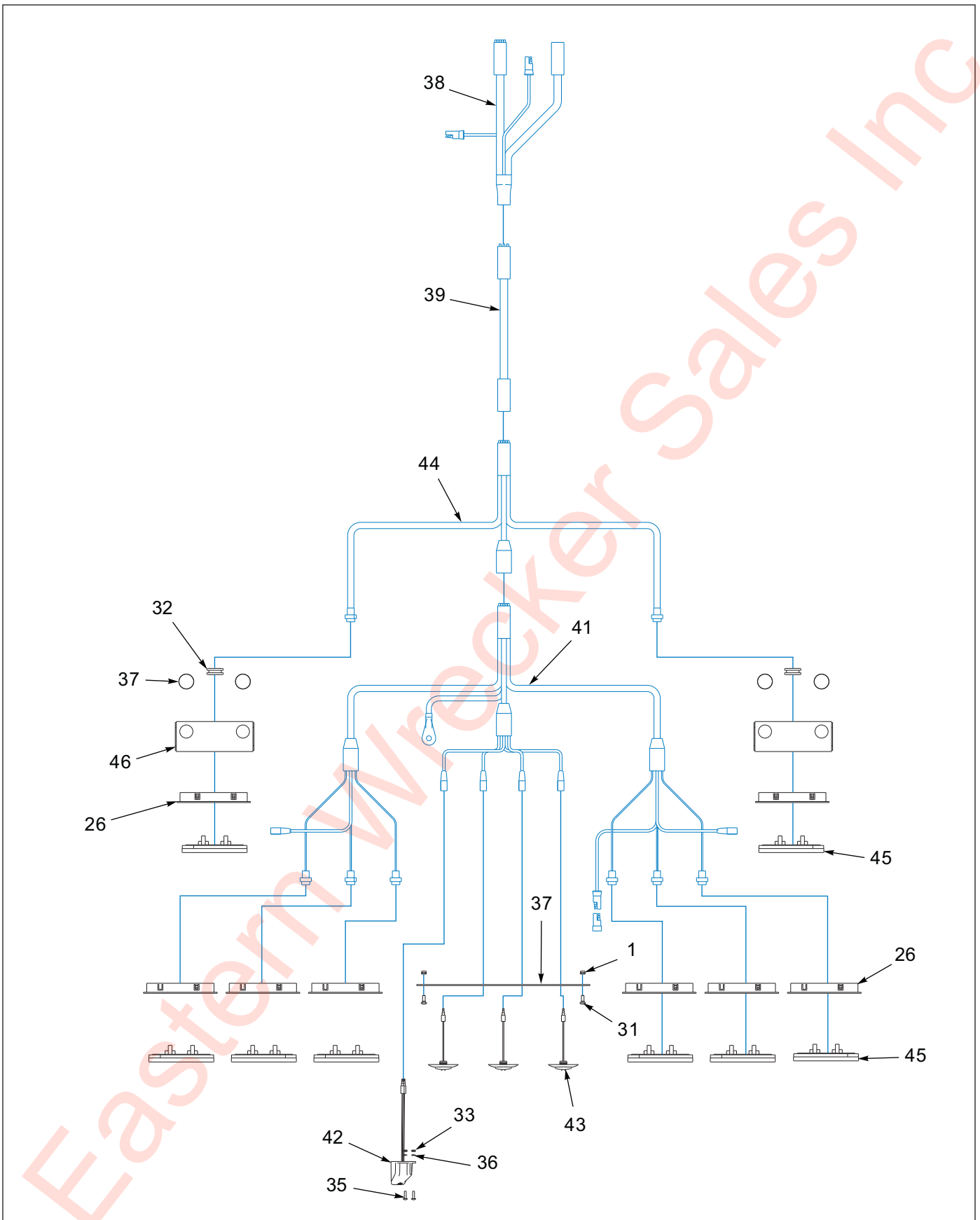


Figure 1-27: Electrical System (3 of 3)

## Electrical System

ITEM	PART NUMBER	DESCRIPTION	QTY.		
	195848	TAIL ASSY 900-12FT 235 TIRE (REF. ONLY)	*		
	195850	TAIL ASSY 900-14FT 235 TIRE (REF. ONLY)		*	
	195852	TAIL ASSY 900-15FT 235 TIRE (REF. ONLY)			*
	215063	HYD ELECT AIR 900-33/36 RMT (REF. ONLY)	*		
	215067	HYD ELECT AIR 900-38 RMT (REF. ONLY)		*	
	215227	HYD ELECT AIR 900-35 HD RMT (REF. ONLY)			*
1	1-512-010005-01	NUT,HEX,SLFLKG GRB 1/4-20	4	4	4
2	1-512-010005-03	NUT, HEX 5/16-18UNCX, GRB	2	2	2
3	1-654-010047-06	SCREW, HEX, 1/4-20UNCX1 GR5	2	2	2
4	1-654-010049-06	SCREW, HEX, 5/16-18UNCX1-1/4, GR5	2	2	2
5	1-861-010032-07	WASHER, FLAT, ZP/CD, 1/4W	2	2	2
6	1-861-010032-09	WASHER, FLAT, ZP/CD, 5/16W	4	4	4
7	143100	HARNESS, 7-WAY RECP GROTE	1	1	1
8	143101	HARNESS FRONT MAIN GROTE	1	1	1
9	143102	HARNESS BED MAIN GROTE	1	1	1
10	143121	DUMMY PLUG MALE/FEM BULLET	REF	REF	REF
11	143123	GREASE DIELECTRIC 4 OZ. TUBE	REF	REF	REF
12	150093	HARNESS, 5 AUX BRANCH GROTE	2	2	2
13	150111	HARNESS, 300 IN. MALE/FEMALE BULLET	1	1	1
14	150117	TOGGLE SWITCH, SEALED S.P.S.T.	2	2	2
15	164052	HARNESS, 60 IN. BRANCH WORK LIGHT	1	1	1
16	183413	LIGHT WHT LED .75 CL/MK GROTE	2	2	2
17	187833	CLIP HARNESS, CROSSMEMBER	100	100	100
18	187855	HARNESS MARKER, UPR DECK	1	1	1
19	187856	HARNESS MARKER MID DECK	1	1	1
20	187857	HARNESS MARKER ADDITION	1	1	1
21	187858	HARNESS ABS LAMP MICRONOVA	1	1	1
22	187868	LIGHT MID-TURN LED CLEAR LENS	2	2	2
23	194410	HARNESS MARKER LAMP MICRONOVA	5	5	7
24	194411	HARNESS MARKER FRAME REAR	1	1	1
25	213290	HARNESS MARKER LAMP MICRONOVA	2	2	2
26	213296	FLANGE CHROME FLAT OBLONG	10	10	10
27	213297	LIGHT YEL LED .75 CL/MK CLEAR CB	18	20	16
28	213298	LIGHT WHT LED, .75/CL/MK CLEAR CB	2	2	2
29	213304	LIGHT ASSY CONTROL PANEL	1	1	1
30	213497	REMOTE, BRAND, 6-FUNCTION SLIDE (SEE PAGE 1-47)	REF	REF	REF
31	81264	RUBBER BOOT FOR ELECT SWITCH	2	2	2
32	1-343-010006	GROMMET 7/8ID X 1/4GW X 1-1/4GD	2	2	2
33	1-512-010007-03	NUT, HEX, #10-24 UNC GR2	2	2	2
34	1-654-010158-1	SCREW, RDH, SQ NCK, 1/4-20X3/4	2	2	2
35	1-656-010003051	SCREW, RD HD MACH #10-24X3/4	2	2	2
36	1-861-010034-07	WASHER, LKG, HLCL SPR, #10	2	2	2
37	116324	PLUG, PLASTIC PANEL 1-5/16 - 1-7/16	4	4	4
38	143103	HARNESS ECHAIN GROTE	1	1	1
39	143167	HARNESS EXT 84 IN GROTE	1	1	1
40	179906	PLATE MTG MICRO ID LIGHTS	1	1	1
41	187859	HARNESS BUMPER MICRONOVA GROTE	1	1	1
42	187860	LIGHT ASSEMBLY LICENSE LED GROTE	1	1	1

---

## Electrical System

---

ITEM	PART NUMBER	DESCRIPTION	QTY.		
43	187864	LIGHT RED LED .75CL/MK CLEAR CB	3	3	3
44	213287	HARNESS MUD FLAP S/T/TL LIGHTS	1	1	1
45	213295	LIGHT S/T/T RED CLEAR LENS GROTE	8	8	8
46	216230	MOUNT WLDMT MUD FLAP S/T/T	2	2	2
47	43028	HOSE WRAP 3/8 <b>(NOT SHOWN)</b>	4	4	4

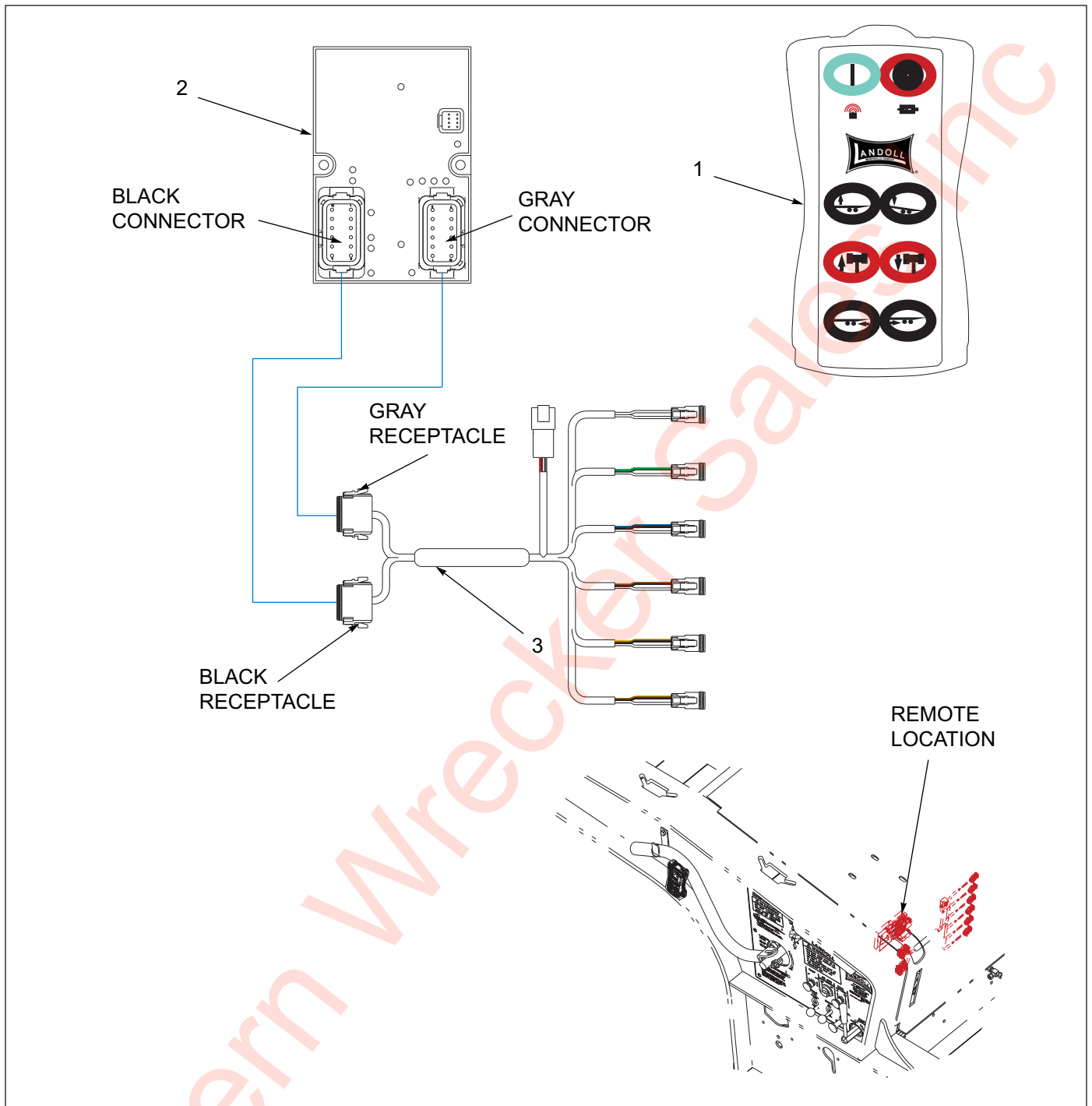


Figure 1-28: Remote - Brand 6-Function

## Receiver Transmitter - Brand 6-Function

ITEM	PART NUMBER	DESCRIPTION	QTY.
	213497	REMOTE, BRAND, 6-FUNCTION SLIDE	
1	213503	TRANSMITTER	1
2	209102	RECEIVER	1
3	209103	HARNESS	1
4	213497FI	FIELD INSTALL KIT	REF

# Undercarriage

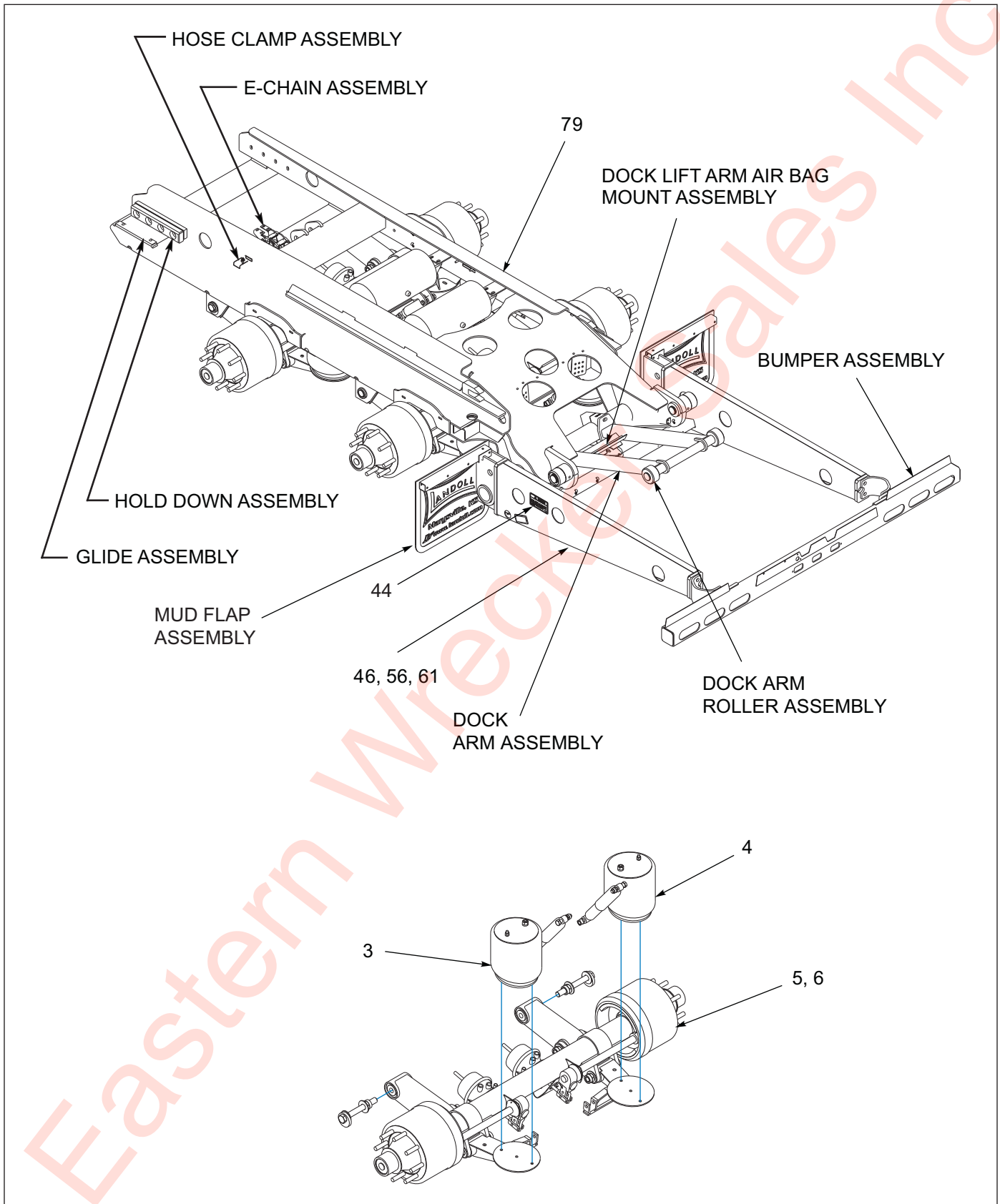
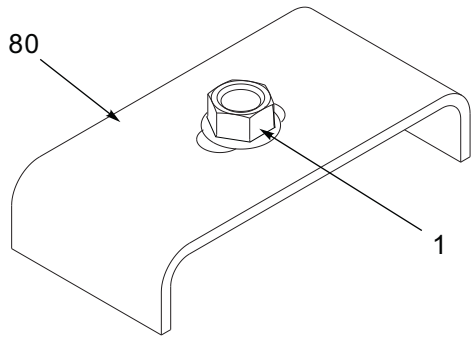
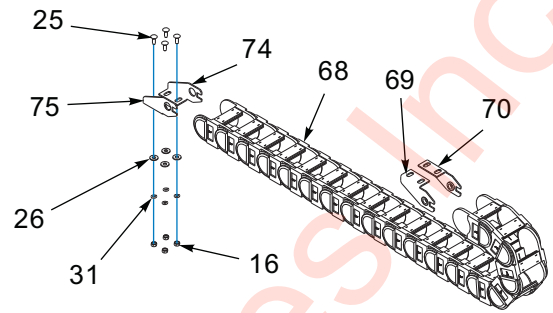


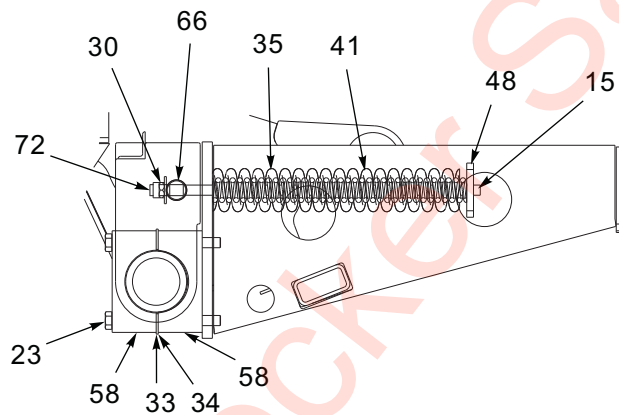
Figure 1-29: General Items - 930E (1 of 3)



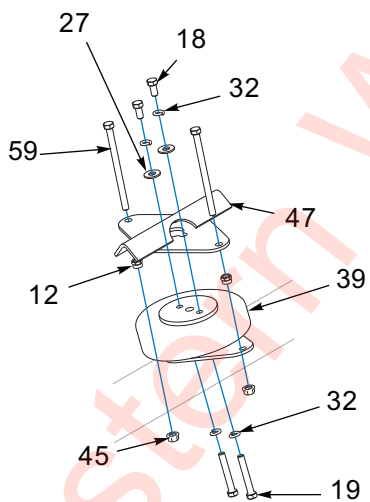
CLAMP ASSEMBLY



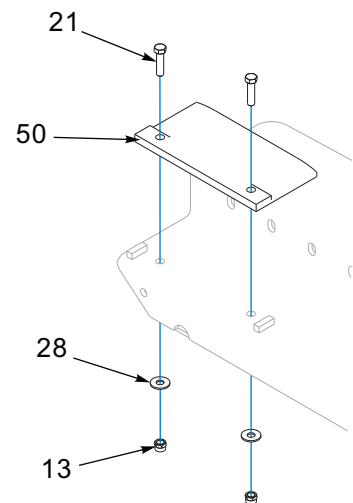
E-CHAIN ASSEMBLY



TAIL ASSEMBLY



DOCK LIFT ARM  
AIR BAG MOUNT ASSEMBLY  
2 LOCATIONS



GLIDE ASSEMBLY  
2 LOCATIONS

Figure 1-30: General Items - 930E (2 of 3)

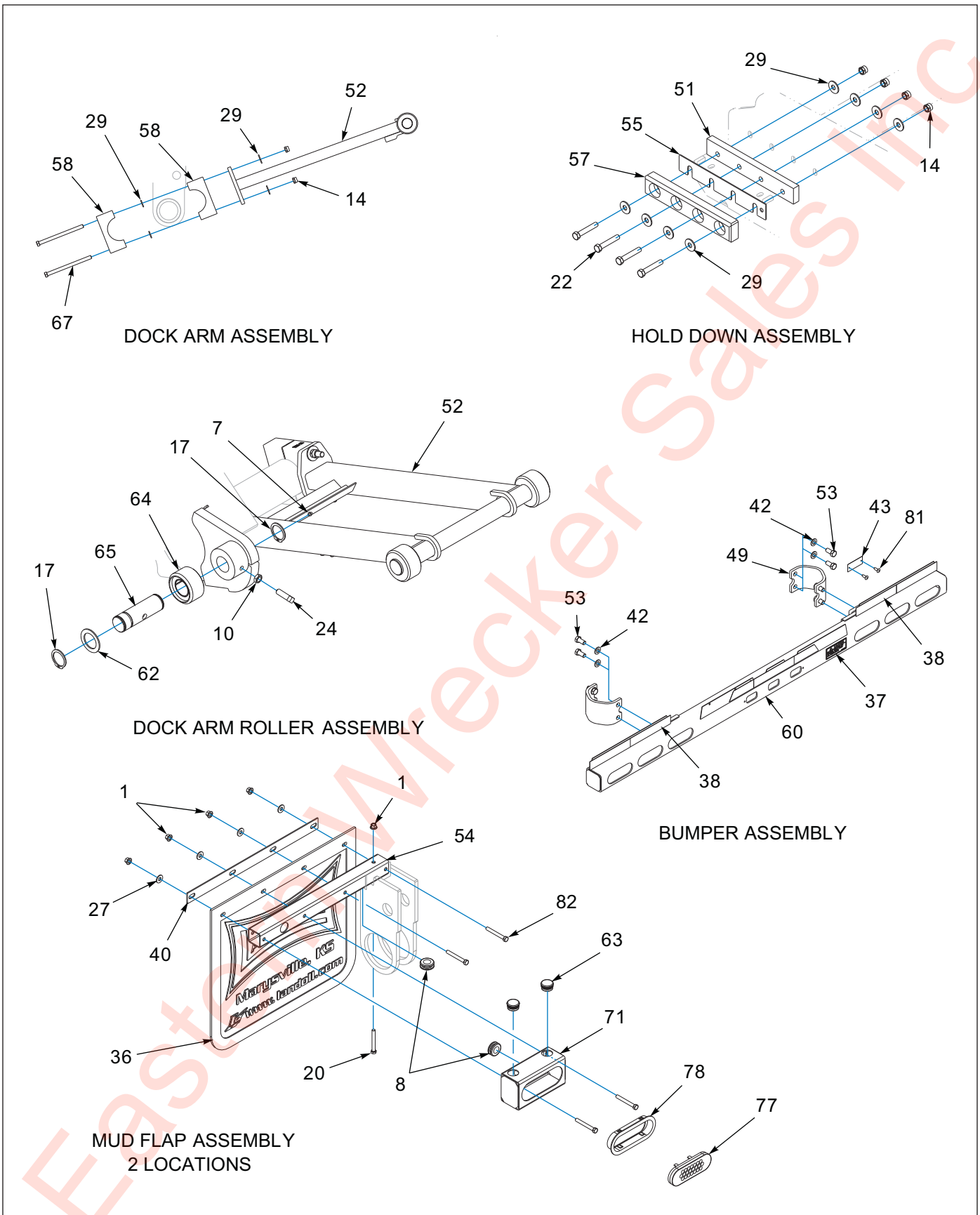


Figure 1-31: General Items - 930E (3 of 3)



## General Items - 930E

ITEM	PART NUMBER	DESCRIPTION	QTY.			
	214499	SUSP 930E-12, 2512-77 (REF. ONLY)	*	*		
	214500	SUSP 930E-12, 2516-75 (REF. ONLY)		*		*
	215051	SUSP 930E-14, 2512-77 (REF. ONLY)	*	*		
	215052	SUSP 930E-14, 2516-75 (REF. ONLY)		*		*
	215053	SUSP 930E-15, 2512-77 (REF. ONLY)	*	*		
	215054	SUSP 930E-15, 2516-75 (REF. ONLY)		*		*
	215056	SUSP 930E-12, 2512-77, TIS (REF. ONLY)	*	*		
	215057	SUSP 930E-12, 2516-75, TIS (REF. ONLY)		*		*
	215058	SUSP 930E-14, 2512-77, TIS (REF. ONLY)	*	*		
	215059	SUSP 930E-14, 2516-75, TIS (REF. ONLY)		*		*
	215060	SUSP 930E-15, 2512-77, TIS (REF. ONLY)	*	*		
	215061	SUSP 930E-15, 2516-75, TIS (REF. ONLY)		*		*
1	1-510-010001	NUT, 3/8-16 UNC FLANGE LOCK	15	15	15	15
2	1-843-010014	VALVE EXT STEM (NON-TIS SYSTEM ONLY)	4	4	4	4
3	102363	SUSPENSION, ADJ RLU 228-3.5	2	--	2	--
4	102364	SUSPENSION, ADJ RLU 228-5.5	--	2	--	2
5	115747	AXLE WLDMT 2512 SPG 77, 39.5	2	--	2	--
6	115749	AXLE WLDMT 2516 SPG 75, 39.5	--	2	--	2
7	1-298-010001-1	FITTING, GREASE 1/4-28 STR SHORT	2	2	2	--
8	1-343-010006	GROMMET 7/8IDX1/4GWX1-1/4GD	REF	REF	REF	REF
9	1-394-010001	HOSE ABRASION SLEEVE X 2 IN.	2	2	2	2
10	1-511-010001-07	NUT, HEX JAM, 5/8-11	2	2	2	2
11	1-512-010005-01	NUT, HEX, SLFLKG, 1/4-20 UNC, GRB	2	2	2	2
12	1-512-010005-05	NUT, HEX, SLFLKG, 3/8-16 UNC, GRB	2	2	2	2
13	1-512-010005-09	NUT, HEX, SLFLKG, 1/2-13 UNC, GRB	4	4	4	4
14	1-512-010005-13	NUT, HEX, SLFLKG, 5/8-11 UNC, GRB	4	4	4	4
15	1-512-010005-15	NUT, HEX, SLFLKG, 3/4-10 UNC, GRB	2	2	2	2
16	1-512-010007-05	NUT, HEX, 1/4-20 UNC, GR2	4	4	4	4
17	1-630-010021-02	RING RETAINING 2 HD	4	4	4	4
18	1-654-010051-03	SCREW, HEX, 3/8-16UNCX3/4 GR5	2	2	2	2
19	1-654-010051-11	SCREW, HEX, 3/8-16UNCX2-1/2 GR5	2	2	2	2
20	1-654-010051-13	SCREW, HEX, 3/8-16UNCX3 GR5	10	10	10	10
21	1-654-010055-05	SCREW, HEX, 1/2-13UNCX2 GR5	4	4	4	4
22	1-654-010059-11	SCREW, HEX, 5/8-11UNCX3-1/2 GR5	REF	REF	REF	REF
23	1-654-010061-21	SCREW, HEX, 3/4-10UNCX8 GR5	4	4	4	4
24	1-654-010150-05	SCREW, SET, 5/8-11UNCX3-1/2 GR5	2	2	2	2
25	1-654-010158-1	SCREW, RDH, SQ NCK, 1/4-20X3/4	6	6	6	6
26	1-861-010032-07	WASHER, FLAT, ZP/CD, 1/4W	4	4	4	4
27	1-861-010032-11	WASHER, FLAT, ZP/CD, 3/8W	10	10	10	10
28	1-861-010032-15	WASHER, FLAT, ZP/CD, 1/2W	4	4	4	4
29	1-861-010032-19	WASHER, FLAT, ZP/CD, 5/8W	4	4	4	4
30	1-861-010032-21	WASHER, FLAT, ZP/CD, 3/4W	2	2	2	2
31	1-861-010034-09	WASHER, LKG, HLCL SPR, 1/4	4	4	4	4
32	1-861-010034-11	WASHER, LKG, HLCL SPR, 3/8	4	4	4	4
33	2-684-010001	SHIM, ROCKSHAFT BEARING	4	4	4	4
34	2-684-010045	SHIM, ROCKSHAFT BEARING 3/4 IN.	4	4	4	4
35	2-720-010008	SPRING, SPRING CLAMP	2	2	2	2
36	3-485-010001	MUD FLAP 21 IN.	2	2	2	2

## General Items - 930E

ITEM	PART NUMBER	DESCRIPTION	QTY.			
37	3-573-010031	DECAL, BUMPER	1	1	1	1
38	3-573-010377	DECAL, 2 IN, REFLECTIVE TAPE RED/WHITE	84	84	84	84
39	3-720-010042	SUSPENSION, AIR BAG	1	1	1	1
40	3-762-010017	CLAMP, MUD FLAP	2	2	2	2
41	8-720-010013	SPRING COMPRESSION <b>(NOT ON ASSEMBLY 214499 / 214500 / 215056 / 215057)</b>	2	2	2	2
42	622-3511-008	WASHER, FLAT 3/4 MIL/-CARB FL SAE	8	8	8	8
43	103055	DECAL ENERGY BUMPER	1	1	1	1
44	103056	DECAL, ENERGY WARNING BUMPER	1	1	1	1
45	107470	NUT, FLG HD, SPIRALOCK, 3/8-16 UNC	2	2	2	2
46	107582	BUMPER ARM WLDMT 12FT TAIL	REF	REF	REF	REF
47	107588	PLATE WLDMT LIFT GUIDING	1	1	1	1
48	107592	PLATE SPG TENSION	2	2	2	2
49	107594	MOUNT, BUMPER ENERGY PAK	2	2	2	2
50	107621	GLIDE, U/C 930	2	2	2	2
51	107622	BLOCK MTG NYLATRON HOLD DOWN	REF	REF	REF	REF
52	107732	DOCK LIFT ARM WLDMT	1	1	1	1
53	108705	SCREW, HEX, 3/4-10UNCX1-1/2 GR8	8	8	8	8
54	108746	BRACKET, MUD FLAP 930	2	2	2	2
54	223259	BRACKET, MUD FLAP 930 GALV	2	2	2	2
55	108749	SHIM, NYLATRON BLOCK 930	REF	REF	REF	REF
56	109120	BUMPER ARM WLDMT 15 FT. TAIL	REF	REF	REF	REF
57	109138	NYLATRON HOLD DOWN BLOCK	REF	REF	REF	REF
58	109158	BEARING CAST BUMPER PIVOT	8	8	8	8
59	109207	SCREW, HEX CAP 3/8-16UNC X 5-1/2 FULL THRD	2	2	2	2
60	109524	BUMPER WLDMT 930 LONG TAIL	REF	REF	REF	REF
61	110649	BUMPER ARM WLDMT 14 FT TAIL	REF	REF	REF	REF
62	114562	BUSHING MACHINERY HARDENED	2	2	2	2
63	116324	PLUG, PLASTIC PANEL, 1-5/16 - 1-7/16	4	4	4	4
64	135613	ROLLER 4 IN. ASSEMBLY CONNEX	2	2	2	2
65	135615	PIN, ROLLERS, REAR 930 U/C	2	2	2	2
66	142457	PIN SPRING 930 BUMPER	2	2	2	2
67	171892	SCEW, HX CP, 5/8-11UNCX9, GR5	4	4	4	4
68	189320	SUPPORT, E-CHAIN, 18 LINKS, 3838	1	1	1	1
69	190701	BRACKET, WLDMT, E-CHAIN LH	1	1	1	1
70	190706	BRACKET, WLDMT, E-CHAIN RH	1	1	1	1
71	216230	MOUNT, WLDMT, MUD FLAP S/T/T	2	2	2	2
72	216805	ROD WLDMT SPG TNSN BMPR LNG	2	2	2	2
73	#242 LOCKTITE	LOCKTITE 242 BLUE REMOVABLE	.05	.05	.05	.05
74	190700ZP	BRACKET, E-CHAIN LH	1	1	1	1
75	190705ZP	BRACKET, E-CHAIN RH	1	1	1	1
76	213333	PLUG SPINDLE END <b>(AXLE CAPS, NOT SHOWN)</b>	REF	REF	REF	REF
77	213295	LIGHT, S/T/T RED CLEAR LENS GROTE	REF	REF	REF	REF
78	213296	FLANGE, CHROME FLAT OBLONG	REF	REF	REF	REF
79	113562	FRAME WELDMENT, U/C, 930	1	1	1	1
80	103817	CLAMP, HOSE	5	5	5	5
81	184138	RIVET, BLIND .187 x 3/16 GRIP	2	2	2	2
82	1-654-010051-15	SCREW HXCP 3/8-16UNCX3-1/2 G5	8	8	8	8



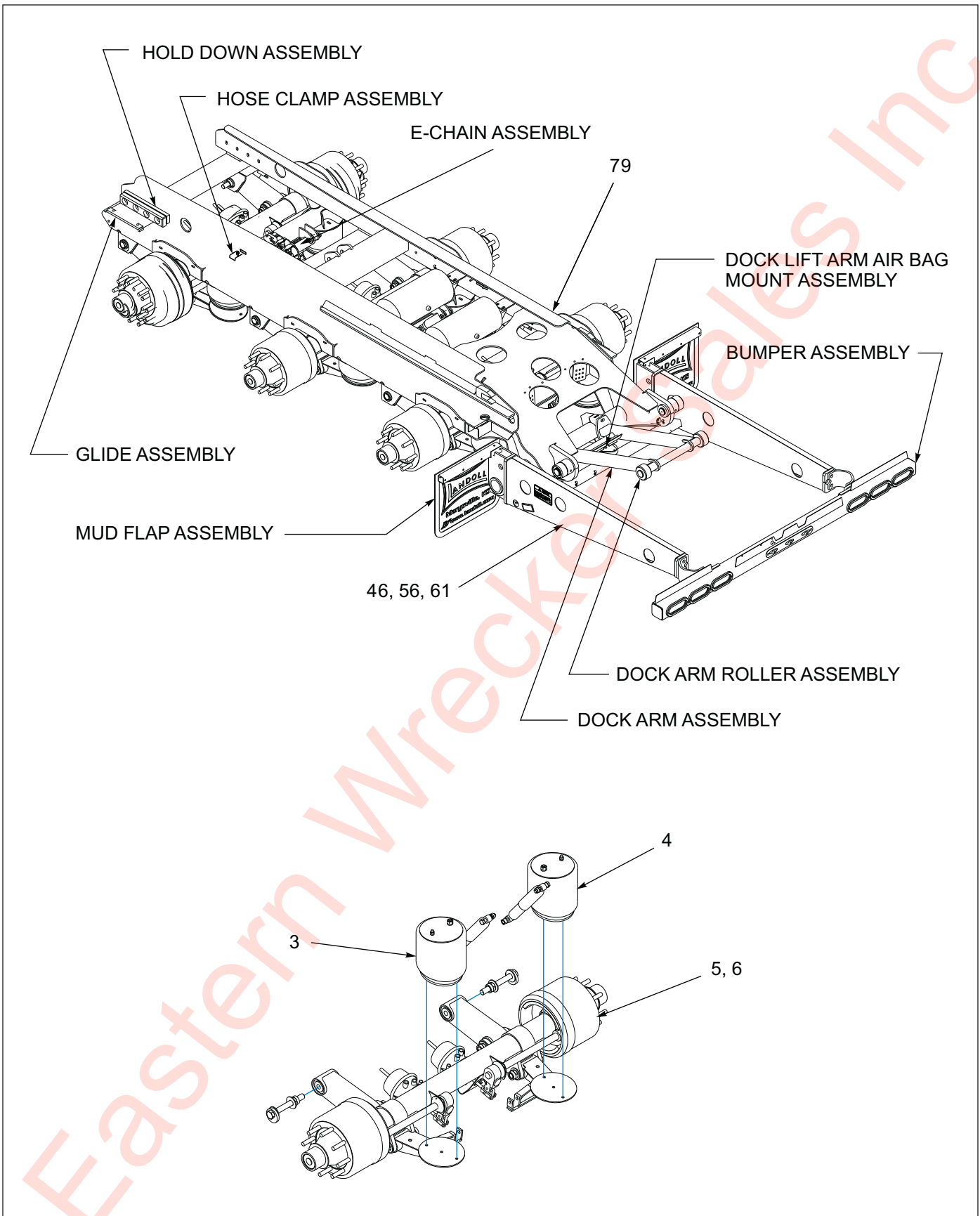
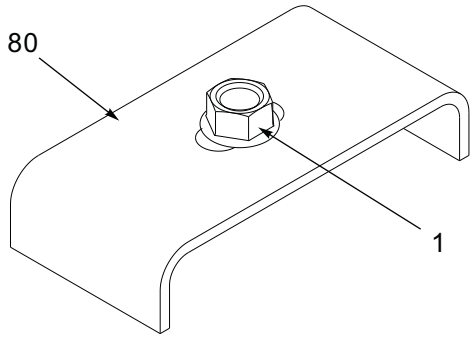
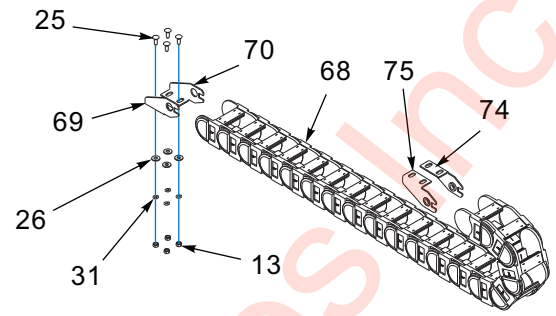


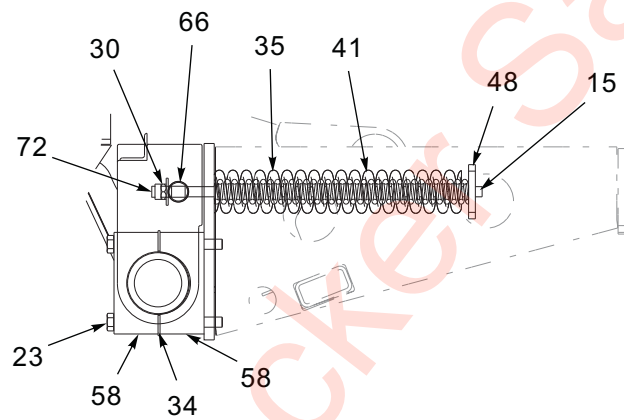
Figure 1-32: General Items - 950E (1 of 3)



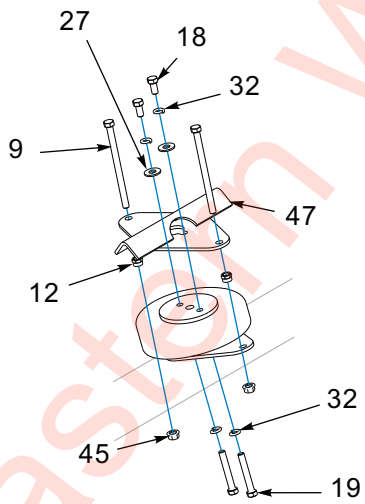
**CLAMP ASSEMBLY**



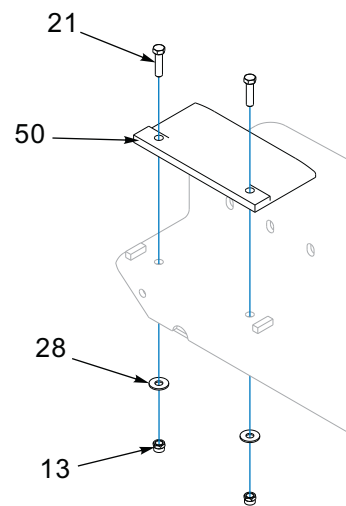
**E-CHAIN ASSEMBLY**



**TAIL ASSEMBLY**

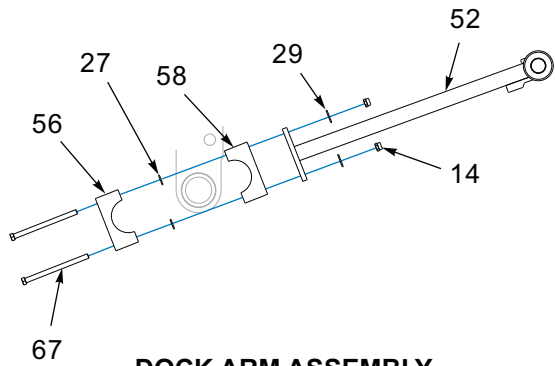


**DOCK LIFT ARM  
AIR BAG MOUNT ASSEMBLY**

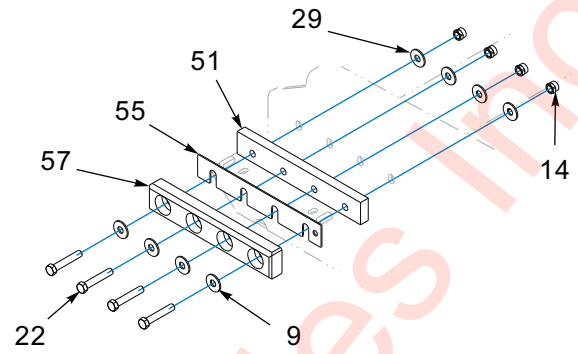


**GLIDE ASSEMBLY**

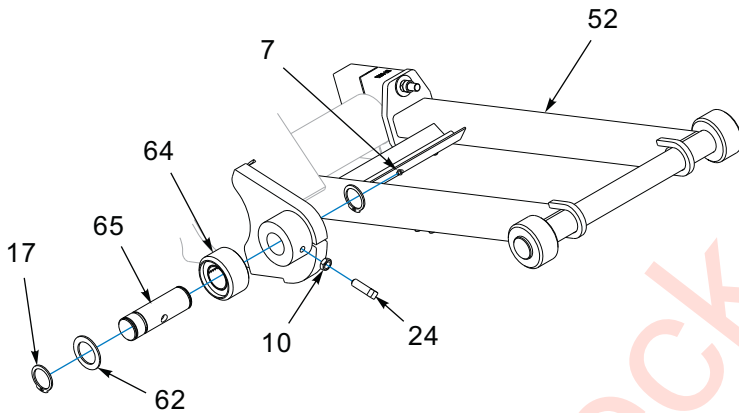
**Figure 1-33: General Items - 950E (2 of 3)**



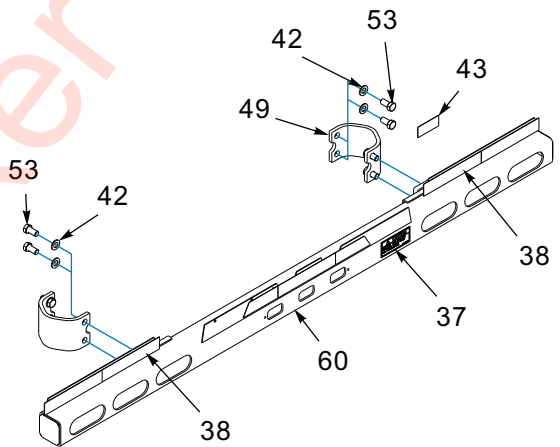
**DOCK ARM ASSEMBLY**



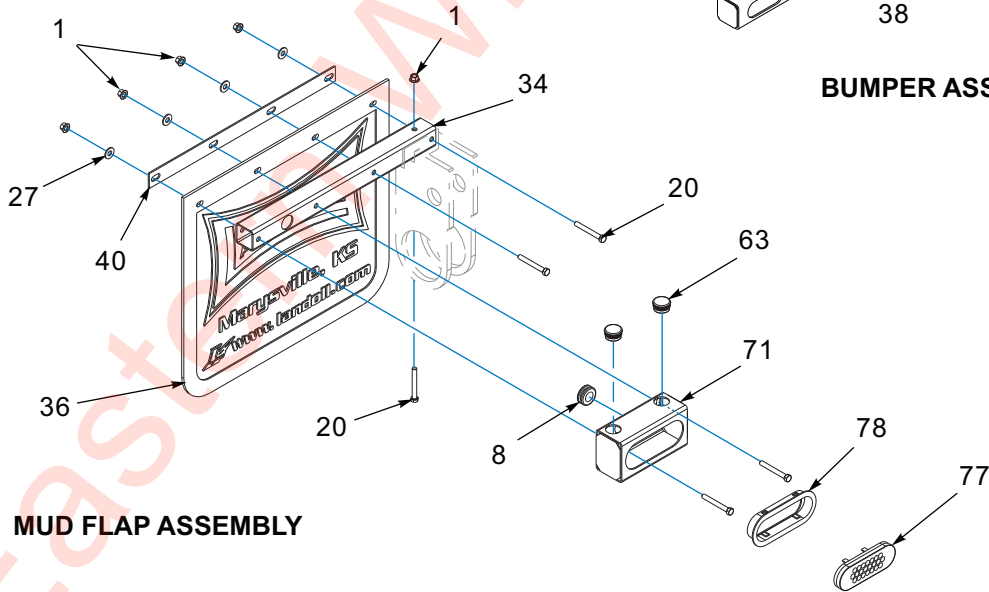
**HOLD DOWN ASSEMBLY**



**DOCK ARM ROLLER ASSEMBLY**



**BUMPER ASSEMBLY**



**MUD FLAP ASSEMBLY**

**Figure 1-34: General Items - 950E (3 of 3)**

## General Items - 950E

ITEM	PART NUMBER	DESCRIPTION	QTY.			
	215086	SUSP 950E-12, 2512-77 (REF. ONLY)	*		*	
	215087	SUSP 950E-12, 2516-75 (REF. ONLY)		*		*
	215088	SUSP 950E-14, 2512-77 (REF. ONLY)	*		*	
	215099	SUSP 950E-14, 2516-75 (REF. ONLY)		*		*
	215090	SUSP 950E-15, 2512-77 (REF. ONLY)	*		*	
	215091	SUSP 950E-15, 2516-75 (REF. ONLY)		*		*
	215093	SUSP 950E-12, 2512-77, TIS (REF. ONLY)	*		*	
	215094	SUSP 950E-12, 2516-75, TIS (REF. ONLY)		*		*
	215095	SUSP 950E-14, 2512-77, TIS (REF. ONLY)	*		*	
	215096	SUSP 950E-14, 2516-75, TIS (REF. ONLY)		*		*
	215097	SUSP 950E-15, 2512-77, TIS (REF. ONLY)	*		*	
	215098	SUSP 950E-15, 2516-75, TIS (REF. ONLY)		*		*
1	1-510-010001	NUT, 3/8-16 UNC FLANGE LOCK	15	15	15	15
2	1-843-010014	VALVE EXT STEM (NON-TIS SYSTEM ONLY)	4	4	4	4
3	102363	SUSPENSION, ADJ RLU 228-3.5	2	--	2	--
4	102364	SUSPENSION, ADJ RLU 228-5.5	--	2	--	2
5	115747	AXLE WLDMT 2512 SPG 77, 39.5	2	--	2	--
6	115749	AXLE WLDMT 2516 SPG 75, 39.5	--	2	--	2
7	1-298-010001-1	FITTING, GREASE 1/4-28 STR SHORT	2	2	2	--
8	1-343-010006	GROMMET 7/8IDX1/4GWX1-1/4GD	REF	REF	REF	REF
9	1-394-010001	HOSE ABRASION SLEEVE X 2 IN.	2	2	2	2
10	1-511-010001-07	NUT, HEX JAM, 5/8-11	2	2	2	2
11	1-512-010005-01	NUT, HEX, SLFLKG, 1/4-20 UNC, GRB	2	2	2	2
12	1-512-010005-05	NUT, HEX, SLFLKG, 3/8-16 UNC, GRB	2	2	2	2
13	1-512-010005-09	NUT, HEX, SLFLKG, 1/2-13 UNC, GRB	4	4	4	4
14	1-512-010005-13	NUT, HEX, SLFLKG, 5/8-11 UNC, GRB	4	4	4	4
15	1-512-010005-15	NUT, HEX, SLFLKG, 3/4-10 UNC, GRB	2	2	2	2
16	1-512-010007-05	NUT, HEX, 1/4-20 UNC, GR2	4	4	4	4
17	1-630-010021-02	RING RETAINING 2 HD	4	4	4	4
18	1-654-010051-03	SCREW, HEX, 3/8-16UNCX3/4 GR5	2	2	2	2
19	1-654-010051-11	SCREW, HEX, 3/8-16UNCX2-1/2 GR5	2	2	2	2
20	1-654-010051-13	SCREW, HEX, 3/8-16UNCX3 GR5	10	10	10	10
21	1-654-010055-05	SCREW, HEX, 1/2-13UNCX2 GR5	4	4	4	4
22	1-654-010059-11	SCREW, HEX, 5/8-11UNCX3-1/2 GR5	REF	REF	REF	REF
23	1-654-010061-21	SCREW, HEX, 3/4-10UNCX8 GR5	4	4	4	4
24	1-654-010150-05	SCREW, SET, 5/8-11UNCX3-1/2 GR5	2	2	2	2
25	1-654-010158-1	SCREW, RDH, SQ NCK, 1/4-20X3/4	6	6	6	6
26	1-861-010032-07	WASHER, FLAT, ZP/CD, 1/4W	4	4	4	4
27	1-861-010032-11	WASHER, FLAT, ZP/CD, 3/8W	10	10	10	10
28	1-861-010032-15	WASHER, FLAT, ZP/CD, 1/2W	4	4	4	4
29	1-861-010032-19	WASHER, FLAT, ZP/CD, 5/8W	4	4	4	4
30	1-861-010032-21	WASHER, FLAT, ZP/CD, 3/4W	2	2	2	2
31	1-861-010034-09	WASHER, LKG, HLCL SPR, 1/4	4	4	4	4
32	1-861-010034-11	WASHER, LKG, HLCL SPR, 3/8	4	4	4	4
33	2-684-010001	SHIM, ROCKSHAFT BEARING	4	4	4	4
34	2-684-010045	SHIM, ROCKSHAFT BEARING 3/4 IN.	4	4	4	4
35	2-720-010008	SPRING, SPRING CLAMP	2	2	2	2
36	3-485-010001	MUD FLAP 21 IN.	2	2	2	2

## General Items - 950E

ITEM	PART NUMBER	DESCRIPTION	QTY.			
37	3-573-010031	DECAL, BUMPER	1	1	1	1
38	3-573-010377	DECAL, 2 IN, REFLECTIVE TAPE RED/WHITE	84	84	84	84
39	3-720-010042	SUSPENSION, AIR BAG	1	1	1	1
40	3-762-010017	CLAMP, MUD FLAP	2	2	2	2
41	8-720-010013	SPRING COMPRESSION	2	2	2	2
42	622-3511-008	WASHER, FLAT 3/4 MIL/-CARB FL SAE	8	8	8	8
43	103055	DECAL ENERGY BUMPER	1	1	1	1
44	103056	DECAL, ENERGY WARNING BUMPER	1	1	1	1
45	107470	NUT, FLG HD, SPIRALOCK, 3/8-16 UNC	2	2	2	2
46	107582	BUMPER ARM WLDMT 12FT TAIL	REF	REF	REF	REF
47	107588	PLATE WLDMT LIFT GUIDING	1	1	1	1
48	107592	PLATE SPG TENSION	2	2	2	2
49	107594	MOUNT, BUMPER ENERGY PAK	2	2	2	2
50	107621	GLIDE, U/C 930	2	2	2	2
51	107622	BLOCK MTG NYLATRON HOLD DOWN	REF	REF	REF	REF
52	107732	DOCK LIFT ARM WLDMT	1	1	1	1
53	108705	SCREW, HEX, 3/4-10UNCX1-1/2 GR8	8	8	8	8
54	108746	BRACKET, MUD FLAP 930	2	2	2	2
55	108749	SHIM, NYLATRON BLOCK 930	REF	REF	REF	REF
56	109120	BUMPER ARM WLDMT 15 FT. TAIL	REF	REF	REF	REF
57	109138	NYLATRON HOLD DOWN BLOCK	REF	REF	REF	REF
58	109158	BEARING CAST BUMPER PIVOT	8	8	8	8
59	109207	SCREW, HEX CAP 3/8-16UNC X 5-1/2 FULL THRD	2	2	2	2
60	109524	BUMPER WLDMT 930 LONG TAIL	REF	REF	REF	REF
61	110649	BUMPER ARM WLDMT 14 FT TAIL	REF	REF	REF	REF
62	114562	BUSHING MACHINERY HARDENED	2	2	2	2
63	116324	PLUG, PLASTIC PANEL, 1-5/16 - 1-7/16	4	4	4	4
64	135613	ROLLER 4 IN. ASSEMBLY CONNEX	2	2	2	2
65	135615	PIN, ROLLERS, REAR 930 U/C	2	2	2	2
66	142457	PIN SPRING 930 BUMPER	2	2	2	2
67	171892	SCEW, HX CP, 5/8-11UNCX9, GR5	4	4	4	4
68	189320	SUPPORT, E-CHAIN, 18 LINKS, 3838	1	1	1	1
69	190701	BRACKET, WLDMT, E-CHAIN LH	1	1	1	1
70	190706	BRACKET, WLDMT, E-CHAIN RH	1	1	1	1
71	216230	MOUNT, WLDMT, MUD FLAP S/T/T	2	2	2	2
72	216805	ROD WLDMT SPG TNSN BMPR LNG	2	2	2	2
73	#242 LOCKTITE	LOCKTITE 242 BLUE REMOVABLE	.05	.05	.05	.05
74	190700ZP	BRACKET, E-CHAIN LH	1	1	1	1
75	190705ZP	BRACKET, E-CHAIN RH	1	1	1	1
76	213333	PLUG SPINDLE END (AXLE CAPS, NOT SHOWN)	REF	REF	REF	REF
77	213295	LIGHT, S/T/T RED CLEAR LENS GROTE	REF	REF	REF	REF
78	213296	FLANGE, CHROME FLAT OBLONG	REF	REF	REF	REF
79	117844	FRAME WELDMENT, U/C, 950	1	1	1	1
80	103817	CLAMP, HOSE	5	5	5	5





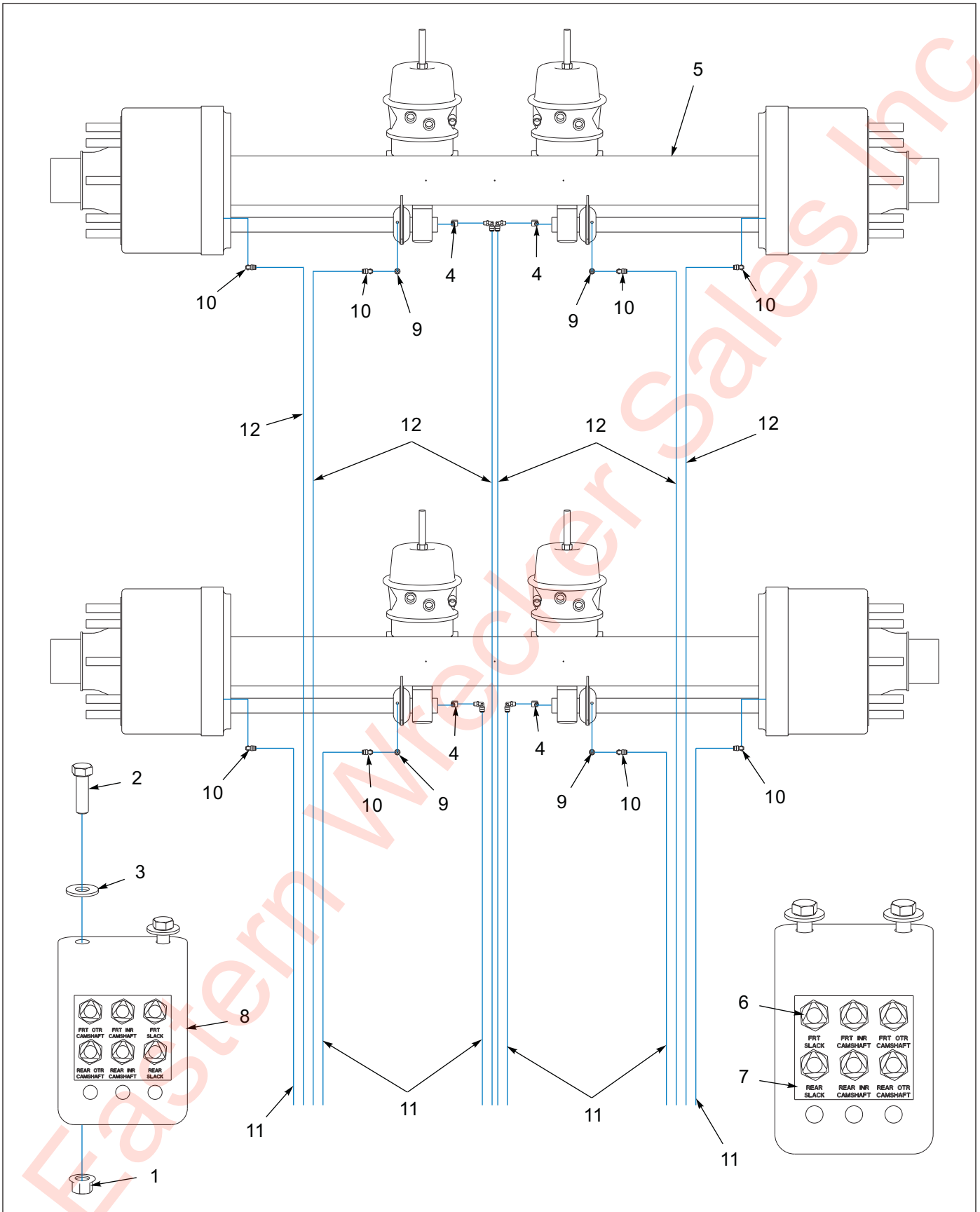


Figure 1-35: Grease System - 930E

## Grease System - 930E

ITEM	PART NUMBER	DESCRIPTION	QTY.
	214499	SUSP 930E-12, 2512-77 (REF. ONLY)	
	214500	SUSP 930E-12, 2516-75 (REF. ONLY)	
	215051	SUSP 930E-14, 2512-77 (REF. ONLY)	
	215052	SUSP 930E-14, 2516-75 (REF. ONLY)	
	215053	SUSP 930E-15, 2512-77 (REF. ONLY)	
	215054	SUSP 930E-15, 2516-75 (REF. ONLY)	
1	1-510-010001	NUT, 3/8-16 UNC FLANGE LOCK	4
2	1-654-010051-06	SCREW, HEX, 3/8-16UNCX1-1/4 GR5	4
3	1-861-010032-11	WASHER, FLAT, ZP/CD 3/8W	4
4	101528	ELBOW, BRASS PIPE, STREET	4
5	115747	AXLE WLDMT, 2512-77 39.5	REF
6	142545	NUT, HEX, JAM 7/16-20 UNC	12
7	142553	DECAL, GREASE TRL U/C	2
8	143649	BRACKET BULKHEAD GREASE LINE	2
9	202094	ADAPTER 5/16-18X1/8 NPT	4
10	202099	FITTING, GREASE 90 SWIVL P-T-C 1/8NPT(M)1/4T	8
11	202103	HOSE ASSEMBLY GREASE 1/8X45	6
12	202111	HOSE ASSEMBLY GREASE 1/8X102	6
13	216599	FITTING, GREASE 1/4 TUBE X 1/8NPT (NOT SHOWN)	4

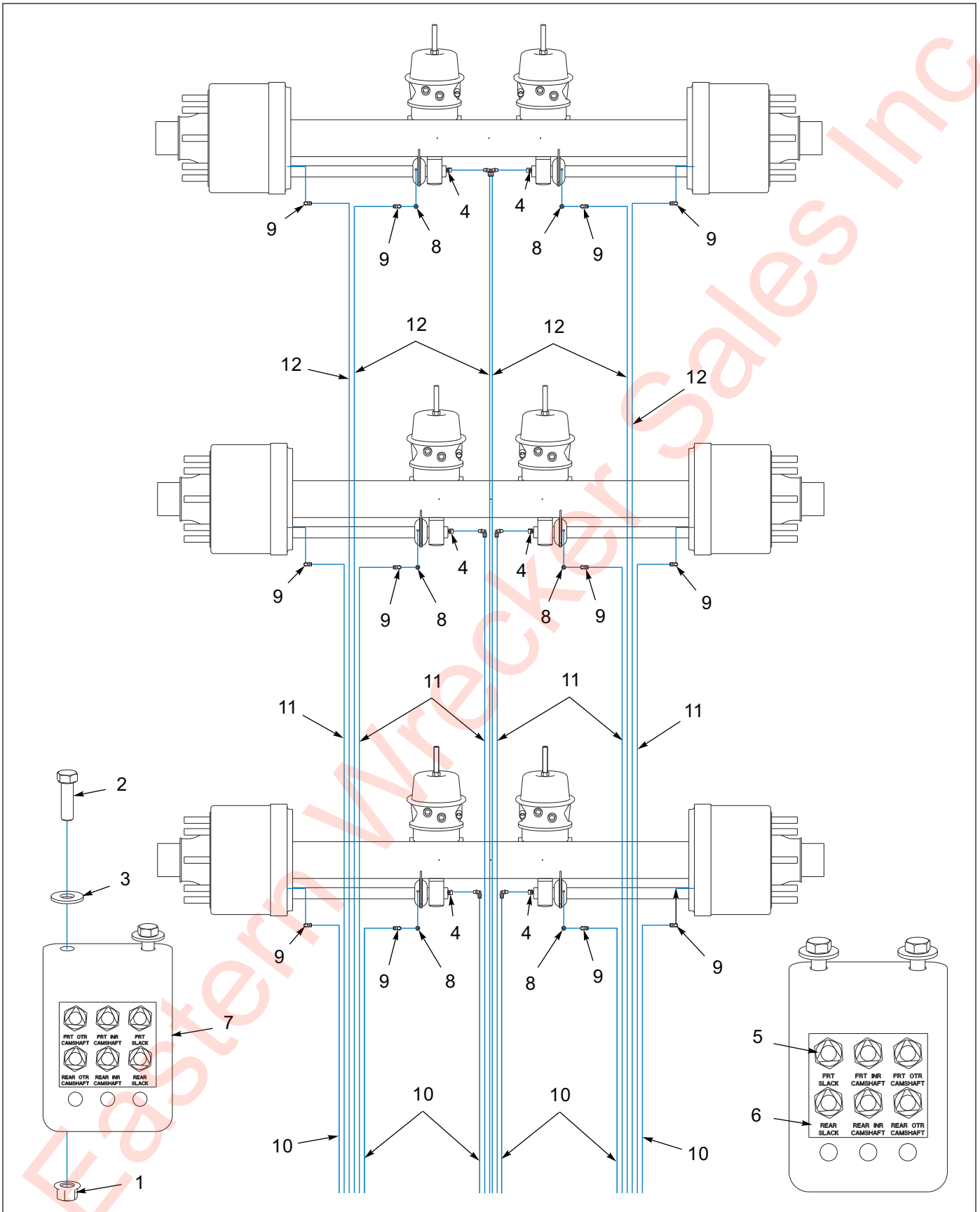


Figure 1-36: Grease System - 950E

## Grease System - 950E

ITEM	PART NUMBER	DESCRIPTION	QTY.
	215086	SUSP 950E-12, 2512-77 (REF. ONLY)	
	215087	SUSP 950E-12, 2516-75 (REF. ONLY)	
	215088	SUSP 950E-14, 2512-77 (REF. ONLY)	
	215099	SUSP 950E-14, 2516-75 (REF. ONLY)	
	215090	SUSP 950E-15, 2512-77 (REF. ONLY)	
	215091	SUSP 950E-15, 2516-75 (REF. ONLY)	
1	1-510-010001	NUT, 3/8-16 UNC FLANGE LOCK	4
2	1654-010051-06	SCREW, HEX, 3/8-16UNCX1-1/4 GR5	4
3	1-861-010032-11	WASHER, FLAT, ZP/CD 3/8W	4
4	101528	ELBOW, BRASS PIPE, STREET	6
5	142545	NUT, HEX, JAM 7/16-20 UNC	18
6	142553	DECAL, GREASE TRL U/C	2
7	143649	BRACKET BULKHEAD GREASE LINE	2
8	202094	ADAPTER 5/16-18X1/8 NPT	6
9	202099	FITTING, GREASE 90 SWIVL P-T-C 1/8NPT(M)1/4T	12
10	202103	HOSE ASSEMBLY GREASE 1/8X45	6
11	202111	HOSE ASSEMBLY GREASE 1/8X102	6
12	202119	HOSE ASSEMBLY GREASE 1/8X162	6
13	43028	HOSE WRAP AEROQUIP 3/8 (NOT SHOWN)	1
14	216599	FITTING, GREASE 1/4 TUBE X 1/4 NPT (NOT SHOWN)	6

# Suspensions

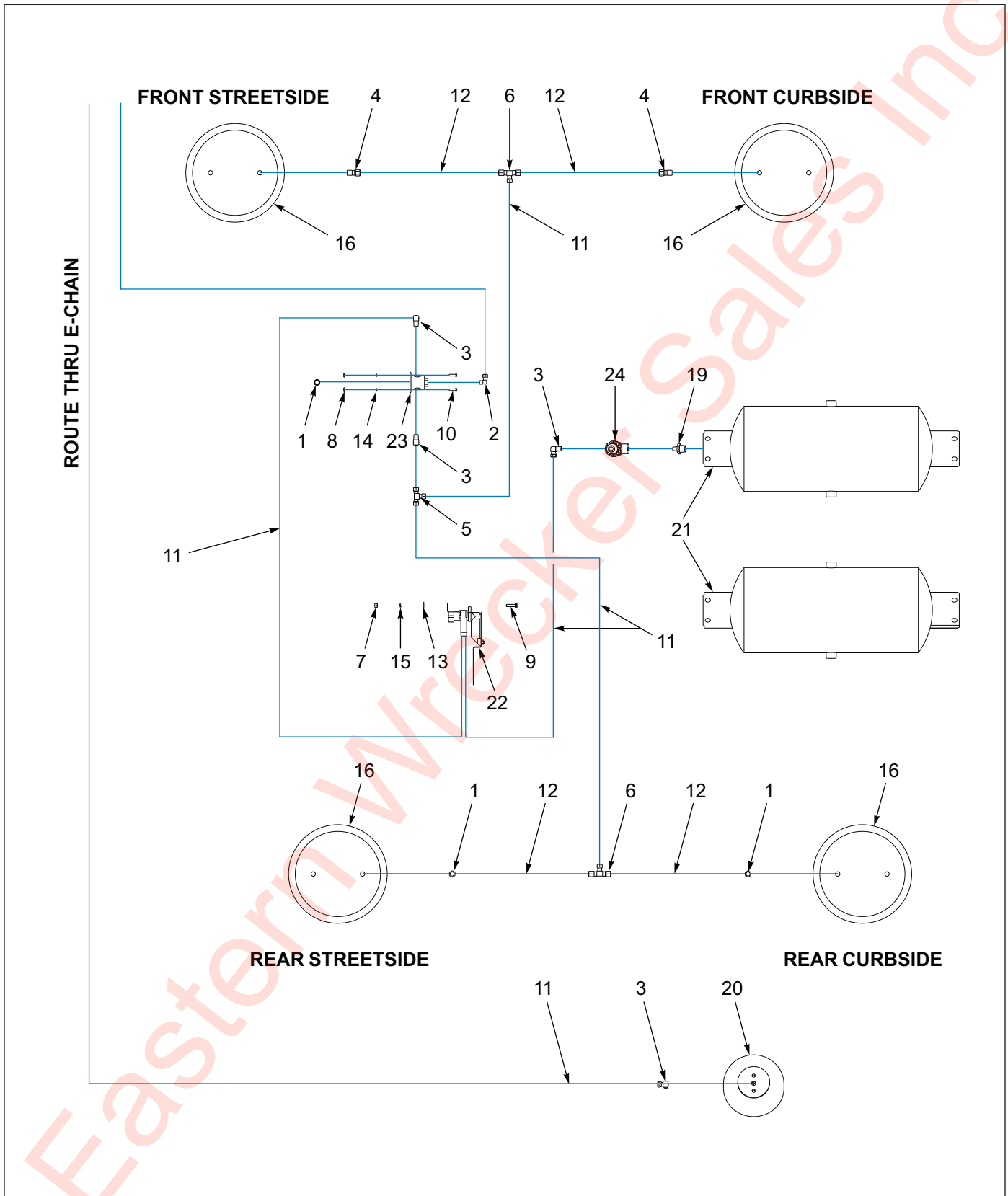


Figure 1-37: 930E-Air Ride Suspension

## 930E-Air Ride Suspension

ITEM	PART NUMBER	DESCRIPTION	QTY.
	214499	SUSP 930E-12, 2512-77 (REF. ONLY)	
	214500	SUSP 930E-12, 2516-75 (REF. ONLY)	
	215051	SUSP 930E-14, 2512-77 (REF. ONLY)	
	215052	SUSP 930E-14, 2516-75 (REF. ONLY)	
	215053	SUSP 930E-15, 2512-77 (REF. ONLY)	
	215054	SUSP 930E-15, 2516-75 (REF. ONLY)	
1	1-297-010007-11	FITTING,AIR,3/8TUBE TO 1/4NPT	3
2	1-297-010008-05	FITTING,AIR 90 1/4TUBEX1/8NPT	1
3	1-297-010008-07	FITTING AIR 90 1/4TUBEX1/4NPT	4
4	1-297-010008-18	FITTING,AIR 90 3/8TUBEX1/4NPT	2
5	1-297-010010-01	FITTING,AIR,UNION TEE 1/4	1
6	1-297-010010-04	FITTING,AIR,UN/TEE3/8X3/8X1/4	2
7	1-512-010005-01	NUT,HEX,SLFLKG GRB 1/4-20	2
8	1-512-010007-03	NUT, HEX 10-24	4
9	1-654-010047-06	SCREW,HX CP 1/4-20UNCX1 GR5	2
10	1-656-010003051	SCREW,RH HD MACH 10-24X3/4	4
11	1-833-010001	TUBING NYLON 1/4 OD	65
12	1-833-010002	TUBING NYLON 3/8 OD	6
13	1-861-010032-07	WASHER,FLAT 1/4 ZP	2
14	1-861-010034-07	WASHER,LKG,HLCL SPR, NO 10	4
15	1-861-010034-09	WASHER, LKG HLCL SPR, 1/4	2
16	102363	SUSPENSION,ADJ RLU-228-3.5 (SEE PAGE 1-71)	REF
17	102732	AIR CONTROL KIT (SEE PAGE 1-68)	1
18	109177	CONTROL KIT AIR SUSP LOWER (SEE PAGE 1-69)	1
19	2083-8-4S	NIPPLE HEX 1/2PIPE - 1/4PIPE	1
20	3-720-010042	SPRING AIR 6-1/2	REF
21	3-780-010002	TANK AIR 9.5X22.5 .5NPT PORTS	REF
22	900 54 007	HEIGHT CONTROL VALVE	REF
23	900-54-079	PILOT VALVE	REF
24	905-54-107	BRAKE PROTECTION VALVE	REF

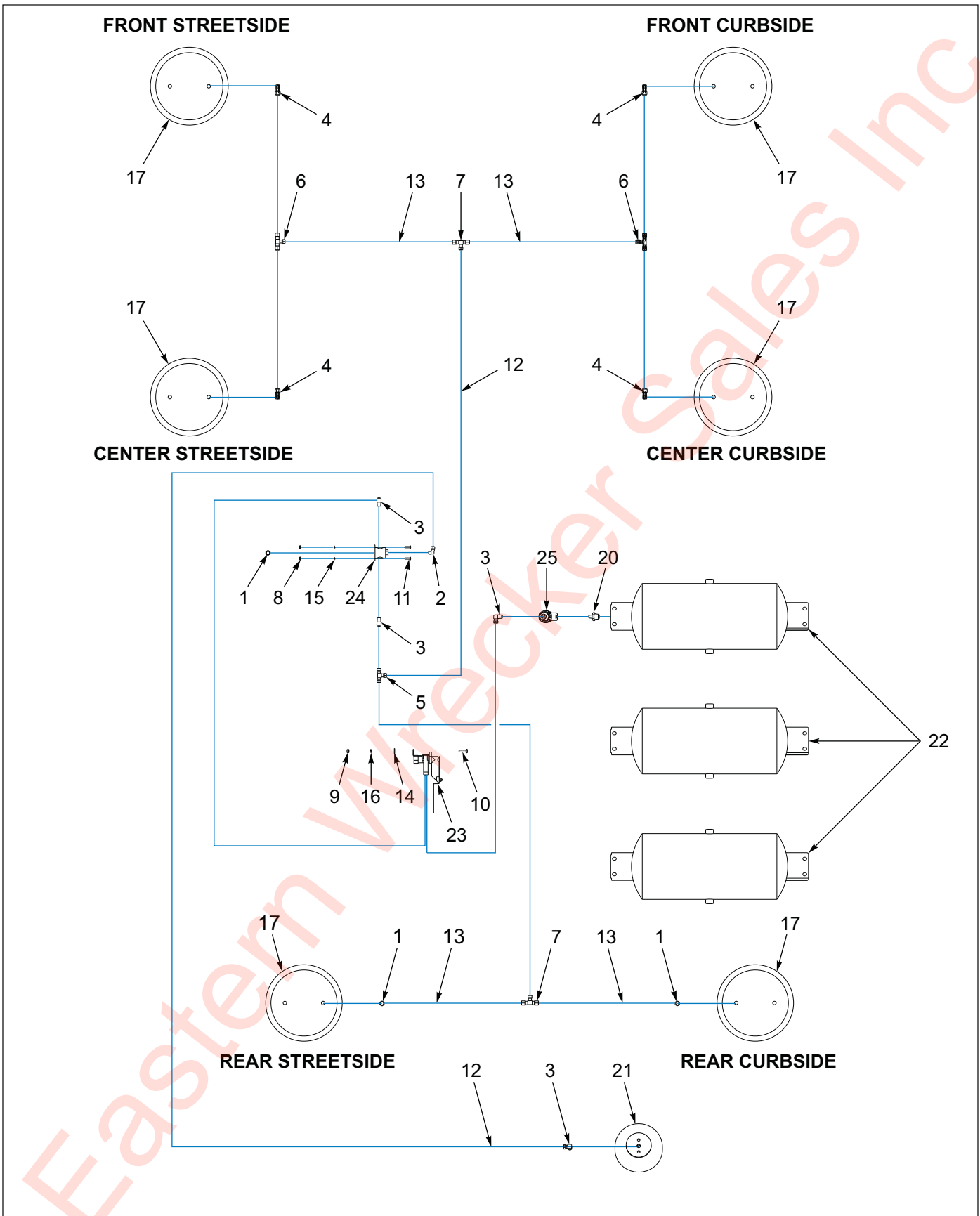


Figure 1-38: 950E-Air Ride Suspension



## 950E-Air Ride Suspension

ITEM	PART NUMBER	DESCRIPTION	QTY.
	215086	SUSP 950E-12, 2512-77 (REF. ONLY)	
	215087	SUSP 950E-12, 2516-75 (REF. ONLY)	
	215088	SUSP 950E-14, 2512-77 (REF. ONLY)	
	215099	SUSP 950E-14, 2516-75 (REF. ONLY)	
	215090	SUSP 950E-15, 2512-77 (REF. ONLY)	
	215091	SUSP 950E-15, 2516-75 (REF. ONLY)	
1	1-297-010007-11	FITTING,AIR,3/8TUBE TO 1/4NPT	3
2	1-297-010008-05	FITTING,AIR 90 1/4TUBEX1/8NPT	1
3	1-297-010008-07	FITTING AIR 90 1/4TUBEX1/4NPT	4
4	1-297-010008-18	FITTING,AIR 90 3/8TUBEX1/4NPT	2
5	1-297-010010-01	FITTING,AIR,UNION TEE 1/4	1
6	1-297-010010-03	FITTING,AIR,UNION TEE 3/8	2
7	1-297-010010-04	FITTING,AIR,UN/TEE3/8X3/8X1/4	2
8	1-512-010007-03	NUT, HEX 10-24	4
9	1-512-010007-05	NUT, HEX 1/4-20 UNC, GR2	2
10	1-654-010047-06	SCREW,HX CP 1/4-20UNCX1 GR5	2
11	1-656-010003051	SCREW,RH HD MACH 10-24X3/4	4
12	1-833-010001	TUBING NYLON 1/4 OD	65
13	1-833-010002	TUBING NYLON 3/8 OD	6
14	1-861-010032-07	WASHER,FLAT 1/4 ZP	2
15	1-861-010034-07	WASHER,LKG,HLCL SPR, NO 10	4
16	1-861-010034-09	WASHER, LKG HLCL SPR, 1/4	2
17	102363	SUSPENSION,ADJ RLU-228-3.5 (SEE PAGE 1-71)	REF
18	102732	AIR CONTROL KIT (SEE PAGE 1-68)	1
19	109177	CONTROL KIT AIR SUSP LOWER (SEE PAGE 1-69)	1
20	2083-8-4S	NIPPLE HEX 1/2PIPE - 1/4PIPE	1
21	3-720-010042	SPRING AIR 6-1/2	REF
22	3-780-010002	TANK AIR 9.5X22.5 .5NPT PORTS	REF
23	900-54-007	HEIGHT CONTROL VALVE	REF
24	900-54-079	PILOT VALVE	REF
25	905-54-107	BRAKE PROTECTION VALVE	REF
26	43028	HOSE WRAP AEROQUIP 3/8 (NOT SHOWN)	1

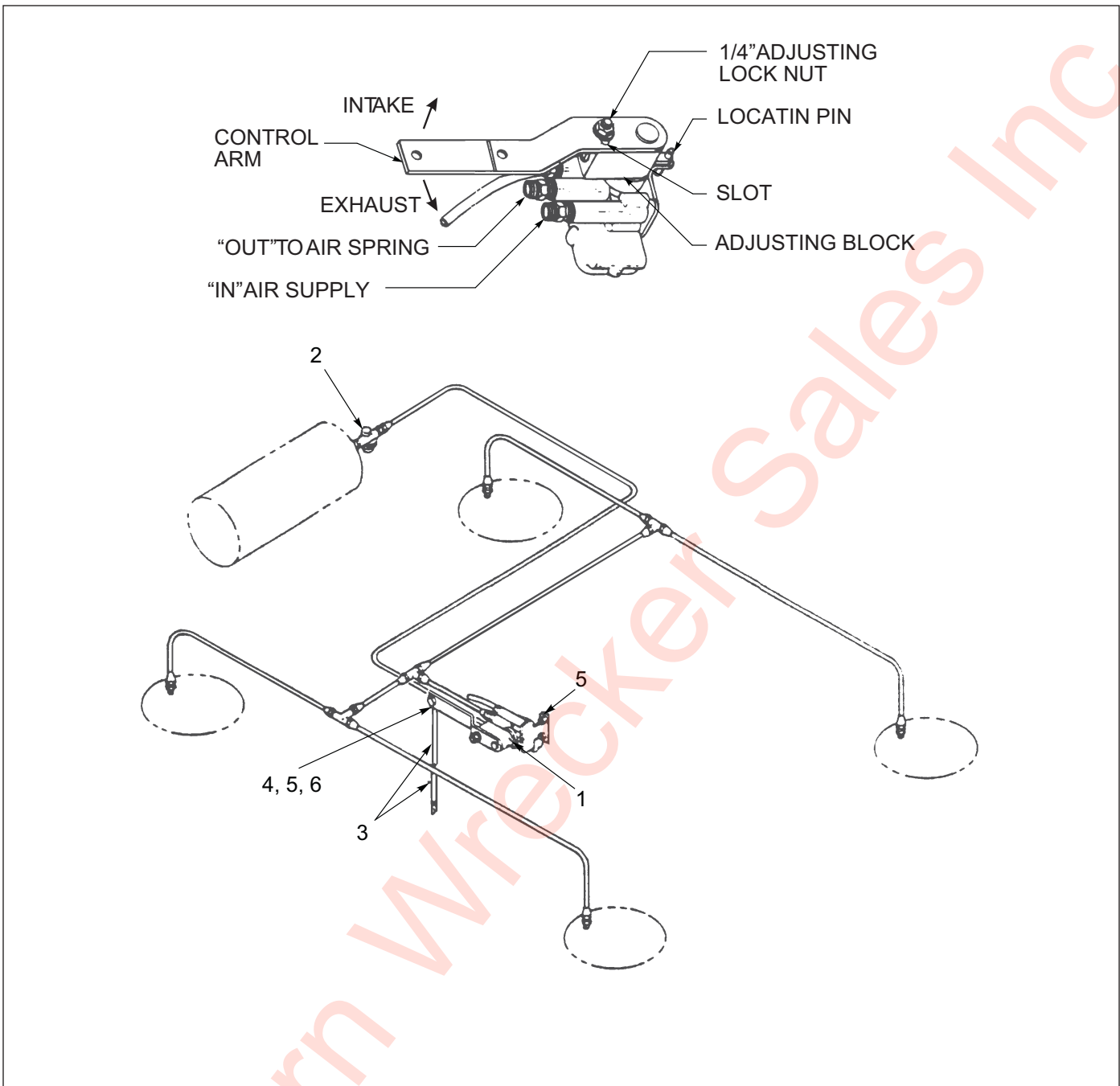


Figure 1-39: Air Control Kit - Neway

### Air Control Kit - Neway

ITEM	PART NUMBER	DESCRIPTION	QTY.
	102732	AIR CONTROL KIT NEWAY	
1	900 54 007	HEIGHT CONTROL VALVE	1
2	905-54-107	AIR PRESSURE PROTECTION VALVE & FILTER	1
3	111021	SRK - 167 KIT - ADJ. LINK ASSEMBLY	1
4	1-654-010047-04	SCREW, HEX HEAD CAP 1/4-20 X 3/4 GR5	2
5	1-512-010005-01	LOCK NUT 1/4-20	2
6	----	DECAL - OPERATING	1

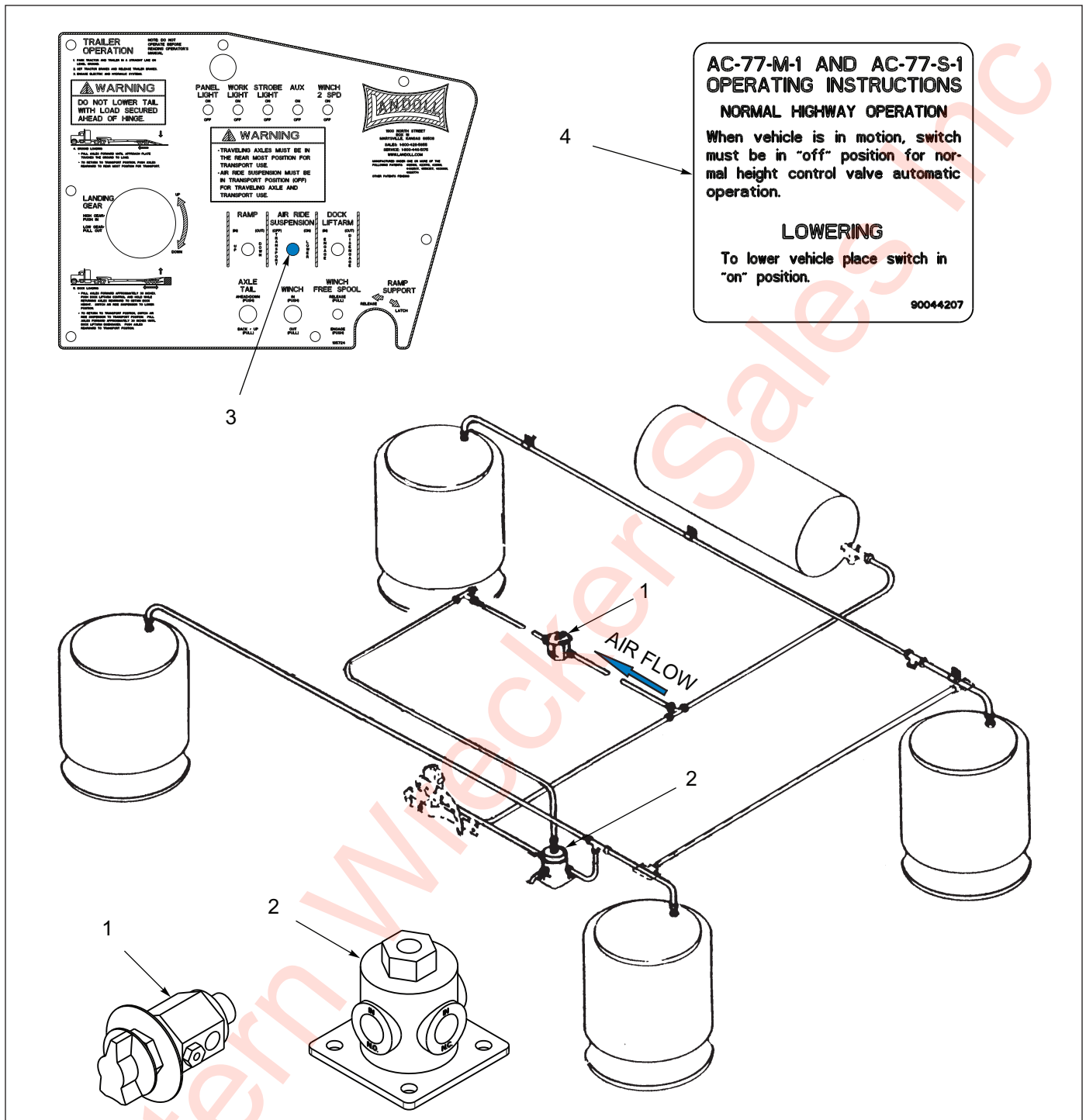


Figure 1-40: Air Control Kit - Lower Suspension

## Air Control Kit - Lower Suspension

ITEM	PART NUMBER	DESCRIPTION	QTY.
	109177	AIR CONTROL KIT - LOWER SUSPENSION (REF. ONLY)	
1	900-54-088	VALVE MANUALLY OPERATED	1
2	900-54-079	PILOT VALVE (LOCATED ON UNDERCARRIAGE)	1
3	----	DECAL (NOT SHOWN)	1
4	900-44-207	DECAL	1

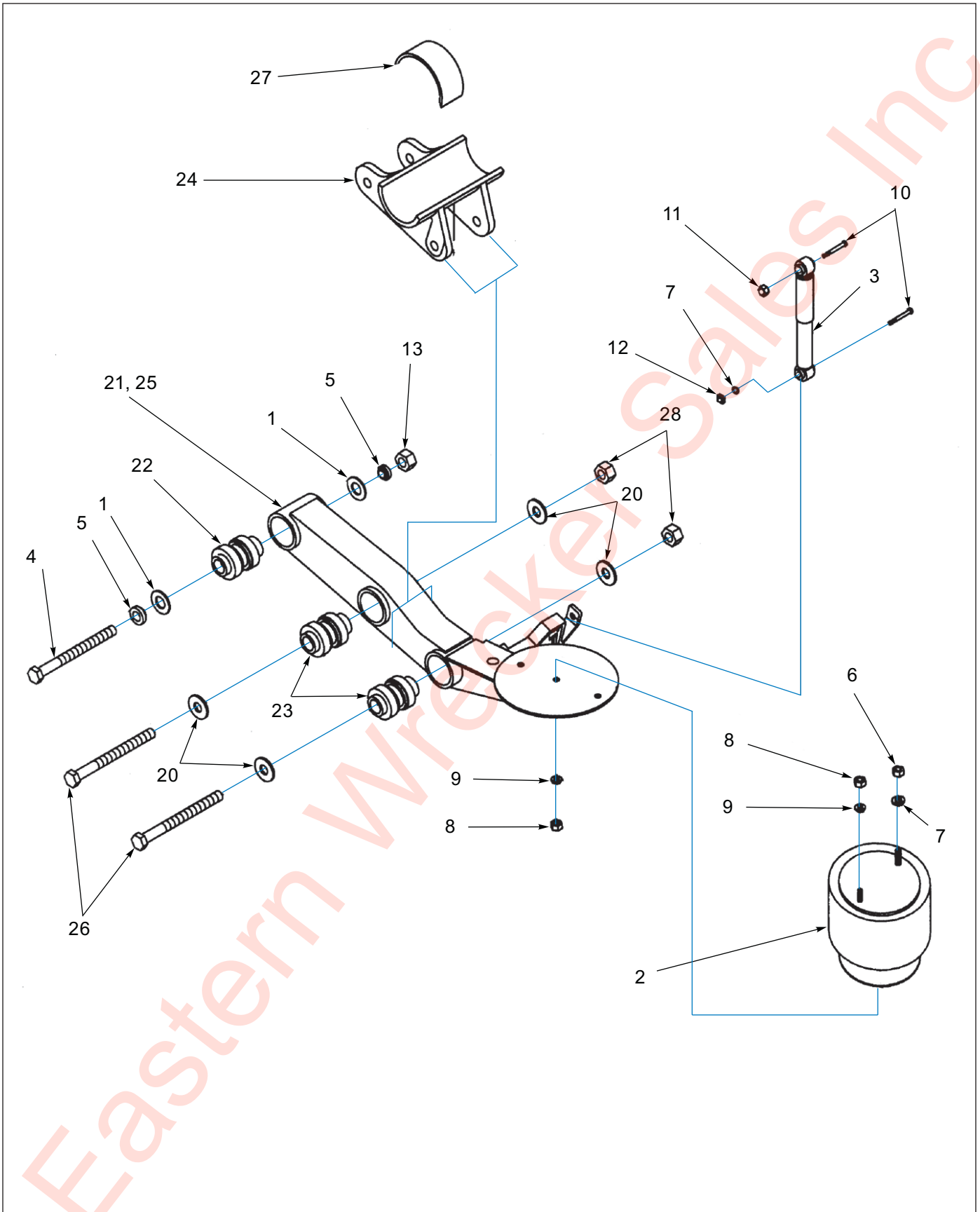


Figure 1-41: Suspension Hanger - RLU-228

## Suspension Hanger - RLU-228

ITEM	PART NUMBER	REFERENCE	DESCRIPTION	QTY.
	102363	-----	SUSPENSION, ADJ. RLU-228-3.5, 12-1/4 X 7-1/2 (ITEMS 1-19)	
	102364	-----	SUSPENSION, ADJ. RLU-228-5.5, 16-1/2 X 7 (ITEMS 1-19)	
	102361	-----	SUSPENSION, BEAM. RLU-228 (ITEMS 20-28)	
1	111010	900 36 177	FLAT WASHER	2
2	905-57-129	905 57 129	AIR SPRING ASSEMBLY (USED W/ 102363)	2
2	111016	905 57 159	AIR SPRING ASSEMBLY (USED W/ 102364)	2
3	900 45 040	900 45 040	SHOCK - 102363	2
3	111017	900 44 642	SHOCK - 102364	2
4	90508009	905 08 009	ALIGN BUSH ASSEMBLY	2
5	129006	900 08 238	ALIGN BLOCK	2
6	934 00 149	934 00 149	3/4-16 HEX NUT GRB	2
7	936 00 077	936 00 077	LOCK WASHER, 3/4"	4
8	1-512-010007-09	934 00 136	HEX NUT, 1/2-13	4
9	1-861-010034-13	936 00 072	LOCK WASHER, 1/2"	4
10	105408	930 03 597	HEX HEAD CAP SCREW 3/4-10 X 3-1/2	4
11	934-00-492	934 00 492	LOCK NUT, 3/4-10	2
12	111022	934 00 367	3/4-10 SQUARE NUT	2
13	111008	934 00 506	LOCK NUT 1-1/8-7	2
14	111018	900 54 038	ANCHOR, RIDE HEIGHT CONTROL VALVE (NOT SHOWN)	1
15	-----	941 00 787	LITERATURE INSTRUCTIONS (NOT SHOWN)	1
16	-----	941 00 685	LITERATURE SPEC (NOT SHOWN)	1
17	-----	941 00 648	LITERATURE FORM 864 (NOT SHOWN)	1
18	-----	941 00 590	LITERATURE LABEL (NOT SHOWN)	1
19	-----	941 00 790	LITERATURE LABEL (NOT SHOWN)	1
19A	111019	110 05 053	FASTENER KIT (ITEMS 1, 4-11, 13 & 15)	1
20	111010	900 36 177	FLAT WASHER	8
21	111013	905 16 600	EQUALIZING BEAM ASSEMBLY LH	1
22	900-08-139	900 08 139	RUBBER BUSHING - FRONT PIVOT	2
23	111011	900 08 149	RUBBER BUSHING - AXLE CONNECTION	4
24	111012	900 01 200	AXLE ADAPTER ASSEMBLY	2
25	111014	905 16 601	EQUALIZING BEAM ASSEMBLY RH	1
26	111023	932 01 051	HEX HEAD CAP SCREW 1-1/8-7 X 8-1/2	4
27	111015	900 25 288	SAFETY STRAP	2
28	934-00-506	934 00 506	LOCK NUT 1-1/8-7	4
29	109533	481 00 294	ALIGNMENT BLOCK KIT	1
30	126900	905 20 543	BRACKET BOTTOM SHOCK - RLU-228	1
31	141708	905 47 808	WIRE ROPE STRAP KIT RLU 228-3.5 (USED W/ 102363)	1
31	127708	905 47 175	WIRE ROPE STRAP KIT RLU 228-5.5 (USED W/ 102364)	1
32	109533	48100294	ALIGNMENT BLOCK ASSEMBLY	

# Axle & Brakes Assemblies

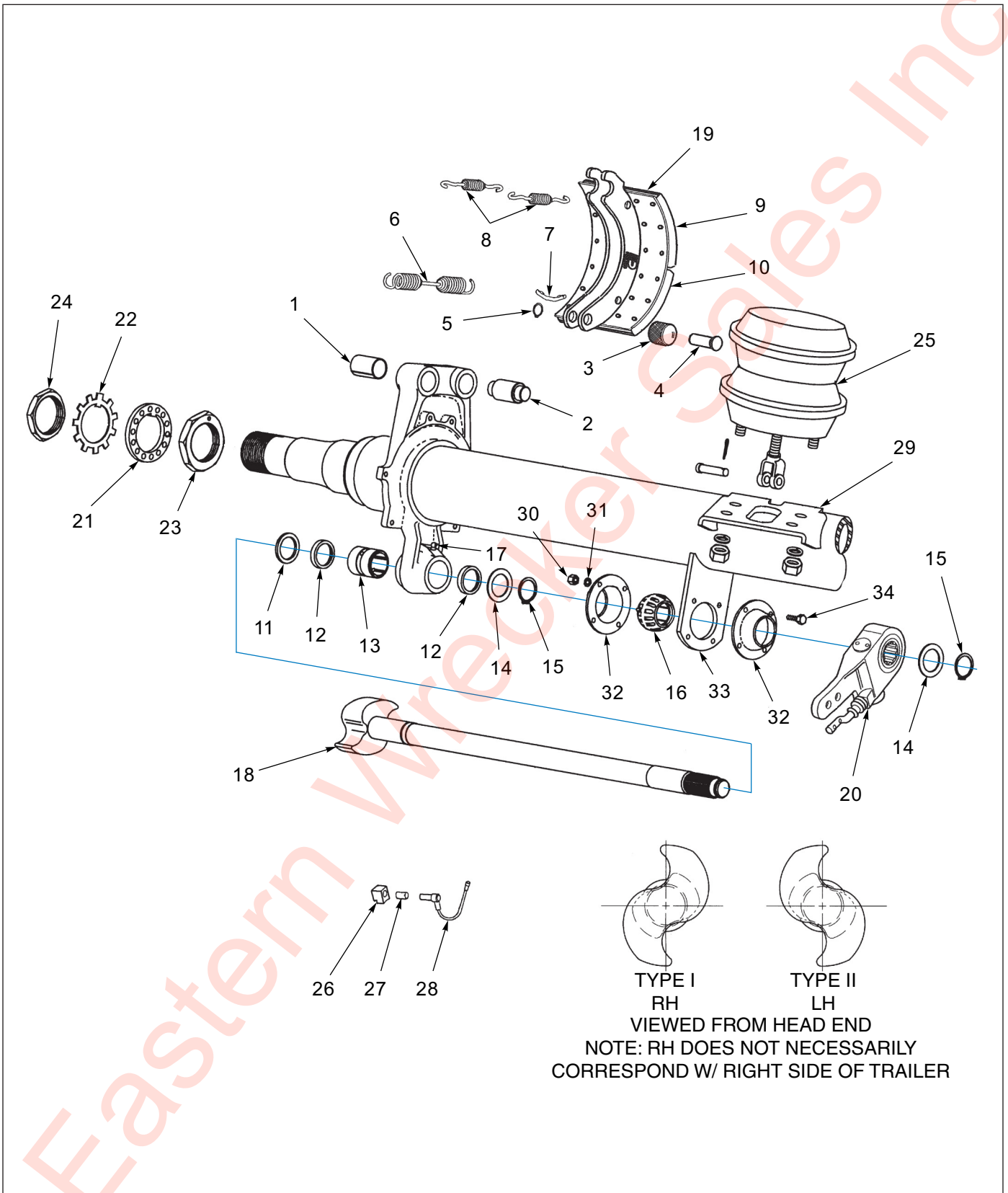


Figure 1-42: Dexter 12-1/4" X 7-1/2"

## Dexter 12-1/4" X 7-1/2"

ITEM	PART NUMBER	DESCRIPTION	QTY.
	115704	AXLE 77, 12.25 X 7.5 SPG BRK - 25K	
	136203	AXLE 77, 12.25 X 7.5 SPG BRK - 25K TIS	
	K71-460-00	BRAKE SHOE HARDWARE KIT <b>(ITEMS 1-8)</b>	
	----	BRAKE BLOCK KIT <b>(ITEMS 9 &amp; 10)</b>	
	K71-101-00	CAMSHAFT REPAIR KIT <b>(ITEMS 11-17)</b>	
1	----	BUSHING, SPIDER ANCHOR PIN	4
2	----	ANCHOR PIN	4
3	----	ROLLER	4
4	----	RETAINER, ROLLER PIN	8
5	----	RETAINER, RING	8
6	----	SPRING, SHOE RETRACTOR	2
7	056-018-00	RETAINER PIN, RETRACTOR SPRING	4
8	046-097-00	SPRING, KEEPER	4
9	----	LINING, BRAKE BLOCK ANCHOR	2
10	----	LINING, BRAKE BLOCK CAM	2
11	005-074-00	D" WASHER, CAMSHAFT	2
12	010-052-00	SEAL, GREASE	4
13	----	BUSHING, CAMSHAFT SPIDER	2
14	----	WASHER, CAMSHAFT END	2
15	069-078-00	RETAINER, CAMSHAFT END	2
16	----	BUSHING, CAMSHAFT SUPPORT	2
17	----	FITTING, GREASE 45°	2
18	136991	CAMSHAFT, 23-3/8" LH	1
18	136992	CAMSHAFT, 23-3/8" RH	1
19	040-320-01	SHOE AND LINING ASSEMBLY	4
20	127777	SLACK ADJ AUTO 12-1/4X7-1/2	2
21	005-098-00	WASHER, SPINDLE LOCK	2
22	005-099-00	WASHER, TABBED SPINDLE LOCK	2
23	006-114-00	NUT, INNER SPINDLE	2
24	006-115-00	NUT, OUTER SPINDLE	2
25	034-058-07	AIR CHAMBER, SPRING BRAKE	2
26	103805	SENSOR BLOCK	2
27	144979	RETAINER CLIP	2
28	101847	ABS SENSOR CABLE-4M 90° (1FT)	2
29	034-048-00	AIR CHAMBER BRACKET	2
30	006-099-00	RETAINER NUT, CAM BUSH	8
31	005-079-00	LOCK WASHER	8
32	034-032-00	PLATE, BUSHING RETAINER <b>(EACH HALF SOLD SEPERATELY)</b>	4
33	034-031-00	PLATE, CAMSHAFT SUPPORT BRACKET	4
34	007-139-00	BOLT, RETAINER PLATE	8
35	138054	SHOE AND LINING KIT <b>(NOT SHOWN, PER AXLE)</b>	1

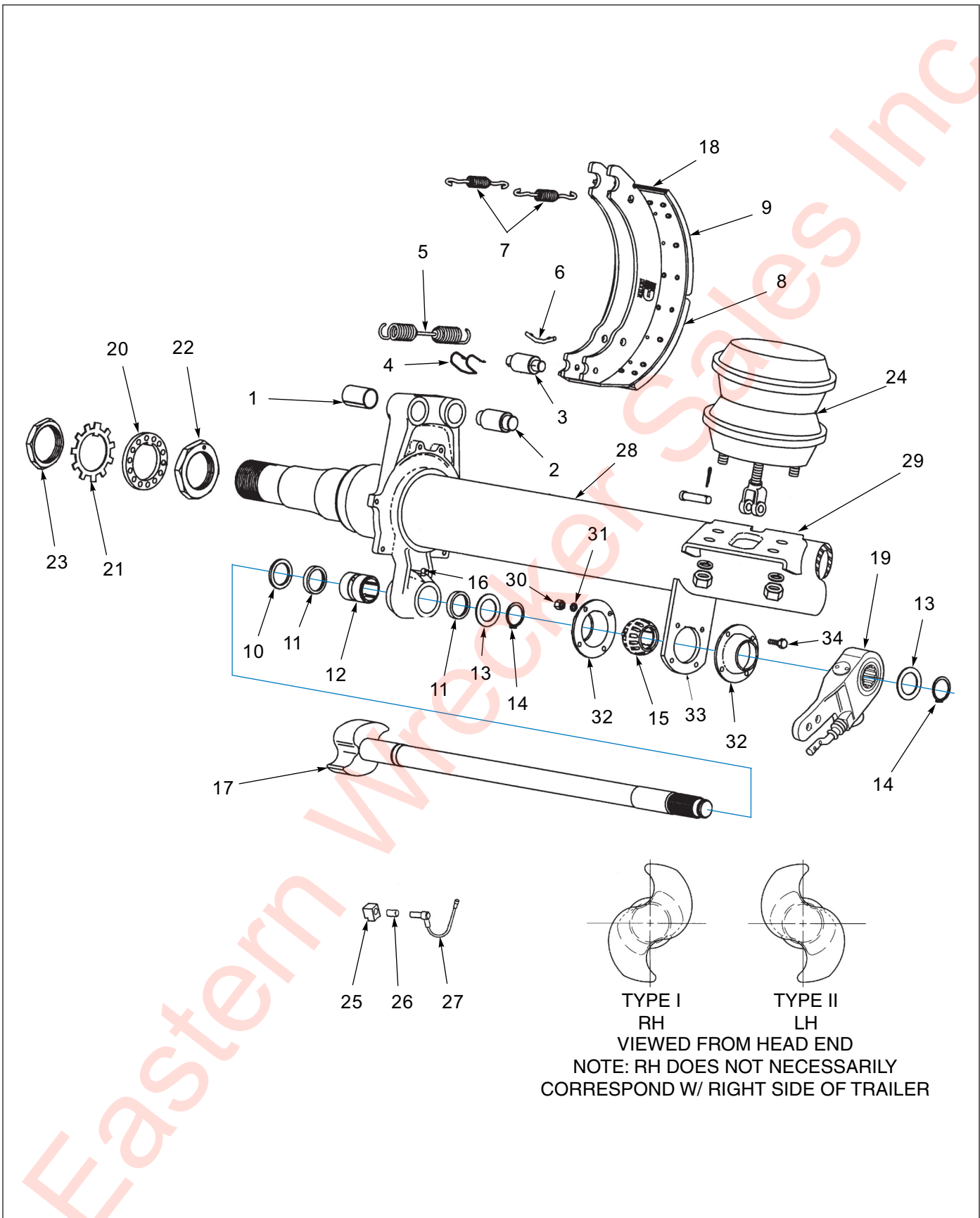


Figure 1-43: Dexter 16-1/2" X 7"



## Axle and Brake Assembly - Dexter 16-1/2" X 7"

ITEM	PART NUMBER	DESCRIPTION	QTY.
	115715	AXLE 75, 16.5 X 7 SPG BRK- 25K	
	138955	AXLE 75, 16.5 X 7 SPG BRK - 25K TIS	
	K71-136-00	BRAKE SHOE HARDWARE KIT <b>(ITEMS 1-7)</b>	
	----	BRAKE BLOCK KIT <b>(ITEMS 8 &amp; 9)</b>	
	K71-101-00	CAMSHAFT REPAIR KIT <b>(ITEMS 10-16)</b>	
1	----	BUSHING, SPIDER ANCHOR PIN	4
2	----	ANCHOR PIN	4
3	014-065-00	ROLLER	4
4	071-122-00	RETAINER, ROLLER	4
5	046-096-00	SPRING, SHOE RETRACTOR	2
6	056-018-00	RETAINER PIN, RETRACTOR SPRING	4
7	046-097-00	SPRING, KEEPER	4
8	----	LINING, BRAKE BLOCK CAM	2
9	----	LINING, BRAKE BLOCK ANCHOR	4
10	005-096-00	D" WASHER, CAMSHAFT	2
11	010-052-00	SEAL, GREASE	4
12	----	BUSHING, CAMSHAFT SPIDER	2
13	----	WASHER, CAMSHAFT END	2
14	069-078-00	RETAINER, CAMSHAFT END	2
15	----	BUSHING, CAMSHAFT SUPPORT	2
16	----	FITTING, GREASE 45°	2
17	137461	CAMSHAFT, 25" LH	1
17	137485	CAMSHAFT, 25" RH	1
18	040-180-00	SHOE AND LINING ASSEMBLY	4
19	127778	SLACK ADJUSTER, AUTOMATIC	2
20	005-098-00	WASHER, SPINDLE LOCK	2
21	005-099-00	WASHER, TABBED SPINDLE LOCK	2
22	006-114-00	NUT, INNER SPINDLE	2
23	006-115-00	NUT, OUTER SPINDLE	2
24	034-057-01	AIR CHAMBER, SERVICE BRAKE	2
25	103805	SENSOR BLOCK	2
26	144979	RETAINER CLIP	2
27	101847	ABS SENSOR CABLE-4M 90° <b>(1FT)</b>	2
28	----	BEAM W/ BRACKETS	1
29	034-048-00	AIR CHAMBER BRACKET	2
30	006-099-00	RETAINER NUT, CAM BUSH	8
31	005-079-00	LOCK WASHER	8
32	034-032-00	PLATE, BUSHING RETAINER <b>(EACH HALF SOLD SEPERATELY)</b>	4
33	034-031-00	PLATE, CAMSHAFT SUPPORT BRACKET	4
34	007-139-00	BOLT, RETAINER PLATE	8
35	159001	SHOE AND LINING KIT <b>(NOT SHOWN, PER AXLE)</b>	REF

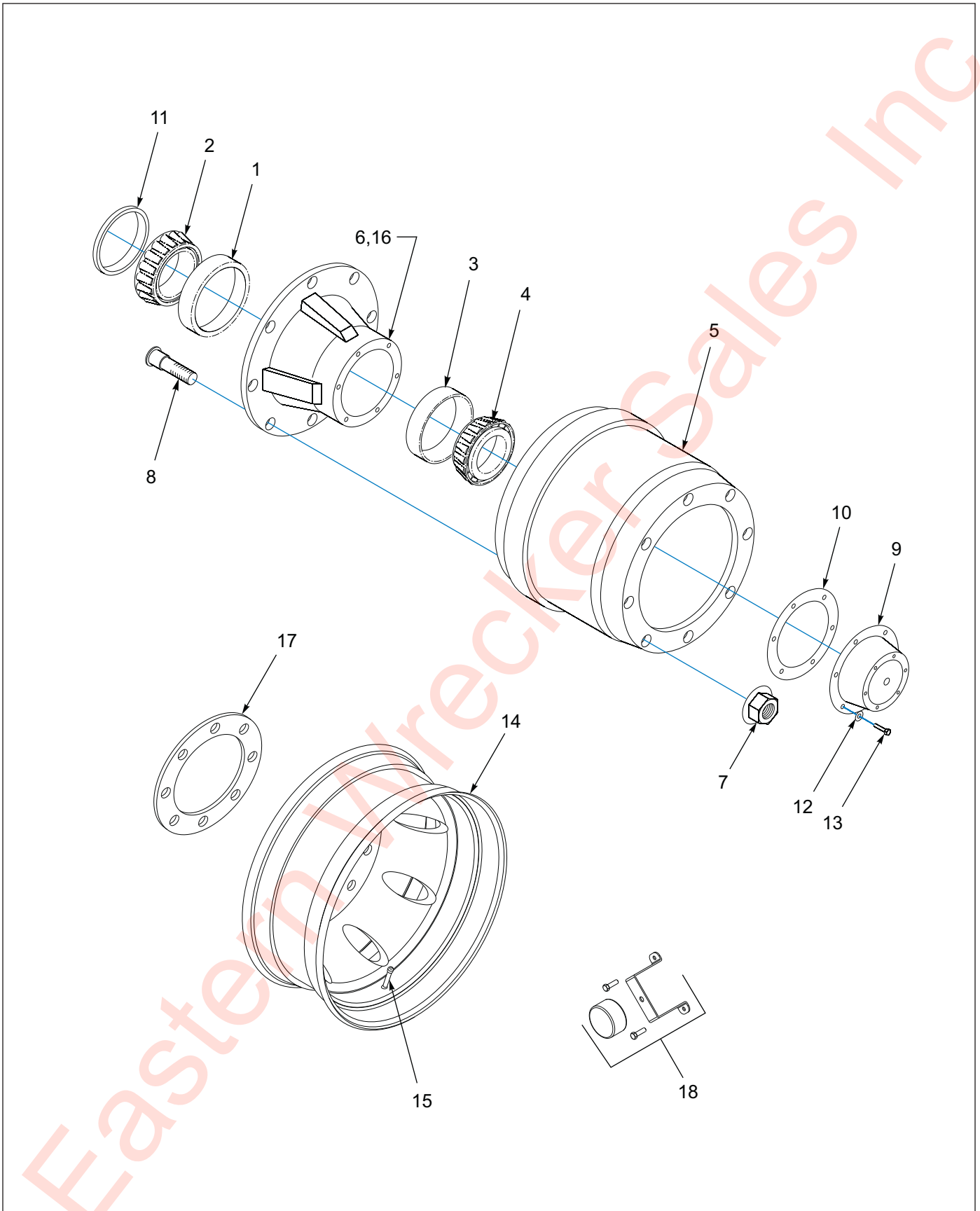


Figure 1-44: Outboard Pilot Mount Hub & Drum Assembly

## Outboard Pilot Mount Hub & Drum Assembly

ITEM	PART NUMBER	DESCRIPTION	QTY.
1	HM218210	INNER BEARING CUP	1
2	HM218248	INNER BEARING CONE	1
3	HM212011	OUTER BEARING CUP	1
4	HM212049	OUTER BEARING CONE	1
5	63680	OUTBOARD MOUNTED BRAKE DRUM - 8 BOLT	1
5	110976	OUTBOARD MOUNTED BRAKE DRUM - 10 BOLT	1
6	112492	HUB, 8 BOLT	1
6	110975	HUB, 10 BOLT	1
7	179955	FLANGE NUT, 8 BOLT	8
8	113536	STUD, 22MM 3.5 STANDOUT	8
9	4009	CAP, HUB	1
10	3067	GASKET, OIL CAP	1
11	3-659-010012	SEAL	1
12	1-861-010034-10	WASHER, SPLIT LOCK 5/16	6
13	1-654-010049-03	SCREW, HEX HEAD CAP, 5/16-18 X 3/4 GR5	6
14	100402	WHEEL POL ALUM PILOT 17.5X6.75, 8 BOLT <b>(8 ACCENT HOLES)</b>	1
14	3-870-010097	WHEEL, DISC, PILOT MT 17.5X6.75, 8 BOLT	1
14	112047	WHEEL AL PILOT 17.5X6.75 MACH, 8 BOLT	1
14	3-870-010104	WHEEL, DISC PILOT MT 22.5X7.50, 10 BOLT	1
14	3-870-010106	WHEEL, AL, PILOT MT 22.5X7.50 POL, 10 BOLT	1
14	3-870-010116	WHL, ALM, PLT MT 22.5X7.50, 10 BOLT	1
14	223938	WHEEL AL PILOT 17.5X6.75 POL <b>(10 ACCENT HOLES)</b>	1
15	TR573	VALVE STEM	1
15	100401	VALVE STEM TR553C	1
15	TR545D	VALVE STEM	1
15	1-843-010014	VALVE STEM, EXTENSION 3"	1
16	----	ABS TONE RING <b>(REPLACE WITH BRAKE DRUM)</b>	1
17	114619	WHEEL GUARD 8 HOLE 275 MM BC <b>(USED W/ ALUMINUM)</b>	1
17	3-870-010107	WHEEL GUARD 10 HOLE 285.75 MM BC	1
18	142550	HUBODOMETER W/ BRACKET, 235/75R17.5 TIRE	1
18	137108	HUBODOMETER W/ BRACKET, 255/70R 27.5 TIRE	1
18	123882	SPACER, WHEEL .375 X 10 HOLE HUB PILOT	1

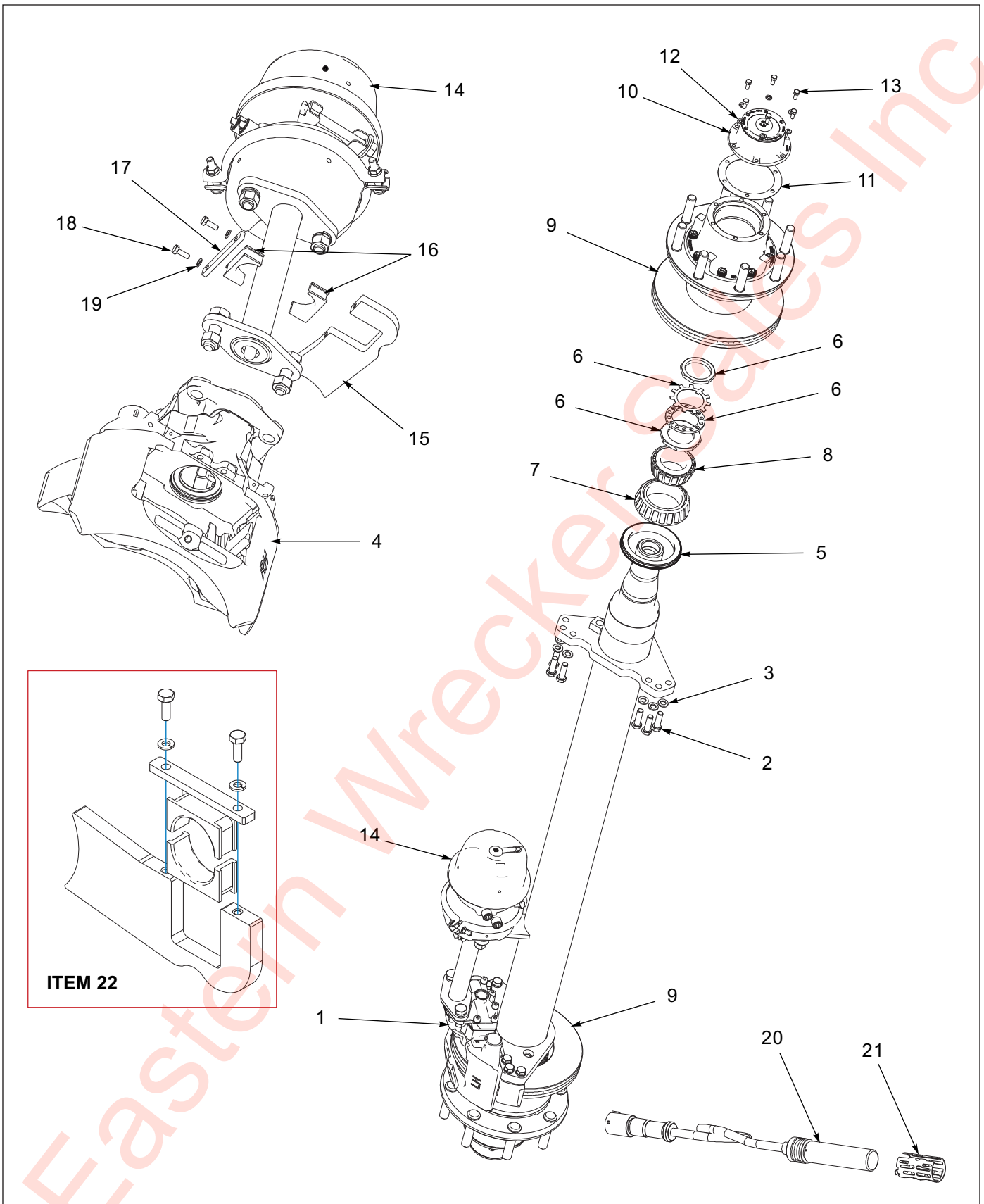


Figure 1-45: Dexter Disc Brakes

---

## Dexter Disc Brakes

ITEM	PART NO.	DESCRIPTION	QTY.
1	223994	CALIPER DISC PAN17 LH	REF
2	223995	BOLT M17-1.5X45MM GR 10.9	REF
3	223996	WASHER 14MM SPLIT LOCK	REF
4	223997	CALIPER DISC PAN17 RH	REF
5	224003	SEAL SCOTSEAL F22 (46305)	REF
6	224004	SPINDLE NUT F22 TRUE TORQUE	REF
7	HM218248	INNER BEARING	REF
8	104108	OUTER BEARING CONE	REF
9	223993	HUB DISC PAN17 (NO ROTOR)	REF
9	223998	ROTOR DISC PAN 17.5 (NO HUB)	REF
9	224002	BOLT SCHS M14-2X60MM GR 12.9	REF
9	153408	NUT, FLANGE M22 X 1.5	REF
10	4009	BOLT ON HUB CAP W/PLUG	REF
11	153402	GASKET F22	REF
12	1-861-010034-10	WASHER,LKG 5/16	REF
13	1-654-010049-03	SCREW HX CP 5/16-18UNCX3/4GR5	REF
14	225965	EXT SHAFT ASSY AIR CHAMBER	REF
15	223999	SUPPORT BLOCK	REF
16	224000	SPLIT BUSHING	REF
17	224001	SPLIT BUSHING	REF
18	1-654-010051-05	SCREW,HEX CAP 3/8-16UNCX1 GR5	REF
19	1-861-010034-11	WASHER, LKG HLCL SPR, 3/8	REF
20	220673	SENSOR ABS STRAIGHT IM CABLE	REF
21	153409	SPRING CLIP ABS	REF
22	225978	SUPPORT BLOCK ASSY	REF

# Air Brake System

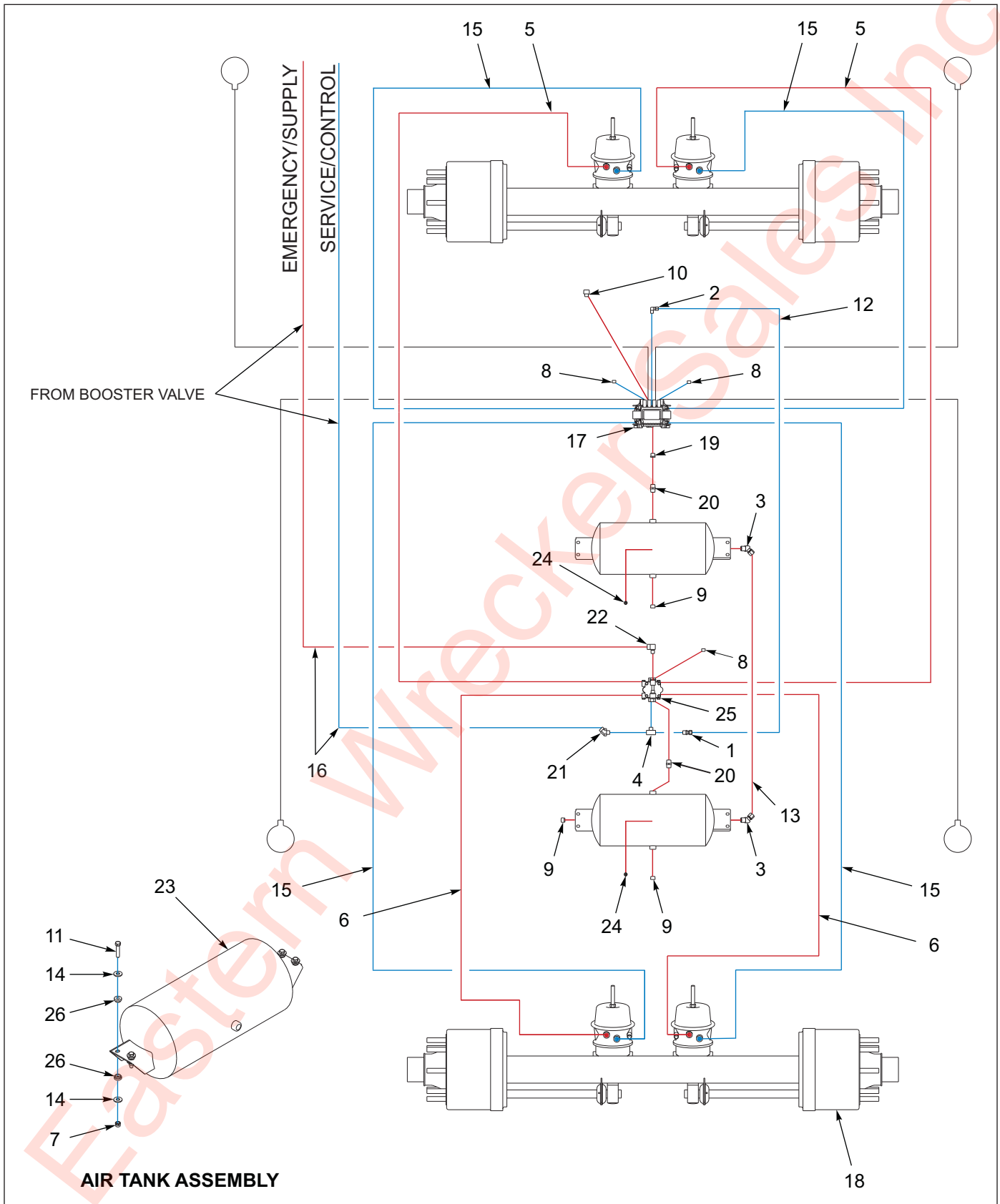


Figure 1-46: 930E-Air Brake System

## 930E-Air Brake System

ITEM	PART NUMBER	DESCRIPTION	QTY.
	214499	SUSP 930E-12, 2512-77 (REF. ONLY)	
	214500	SUSP 930E-12, 2516-75 (REF. ONLY)	
	215051	SUSP 930E-14, 2512-77 (REF. ONLY)	
	215052	SUSP 930E-14, 2516-75 (REF. ONLY)	
	215053	SUSP 930E-15, 2512-77 (REF. ONLY)	
	215054	SUSP 930E-15, 2516-75 (REF. ONLY)	
1	1-297-010007-12	FITTING AIR 3/8TUBE X 3/8NPT	1
2	1-297-010008-18	FITTING,AIR 90 3/8TUBEX1/4NPT	1
3	1-297-010013-16	FITTING,AIR 1/2X1/2 45 M/ELB	2
4	1-297-010017-03	FITTING,BRS PIPE M/BR TEE 3/8	1
5	1-384-010038024	HOSE AIR 3/8X24	2
6	1-384-010038038	HOSE AIR 3/8X38	2
7	1-512-010005-05	NUT, HEX, SLFLKG GRB 3/8-16	8
8	1-560-010002-03	PLUG, PIPE, 3/8NPTF	3
9	1-560-010002-04	PLUG, PIPE, 1/2NPT	3
10	1-560-010002-05	PLUG,PIPE, 3/4-14NPTF	1
11	1-654-010051-08	SCREW,HEX CAP,3/8-16X1-3/4 G	8
12	1-833-010002	TUBING NYLON 3/8 OD	9
13	1-833-010003	TUBING NYLON 1/2 OD	10
14	1-861-010032-11	WASHER, FLAT 3/8 W ZP/CD	16
15	101003	HOSE AIR 3/8X48 W/3/8 ENDS	4
16	109209	HOSE,AIR 3/8X244 W/3/8 ENDS	2
17	114584	ABS KIT WABCO 4S/2M TAB	1
18	115747	AXLE WLDMT 2512 SPG 7739.5	REF
19	118-2659-9	BUSHING 1/2NPTX3/4NPT STL	1
20	2083-8-8S	NIPPLE 1/2NPTX1/2NPT	2
21	2088-6-6S	ADAPTER 45 3/8MPTX3/8FPT	1
22	2089-6-6S	ADAPTER 90 3/8MPTX3/8FPT	1
23	3-780-010002	TANK AIR 9.5X22.5 .5NPT PORTS	2
24	56D4	COCK,DRAIN AIR TANK VEL, 036019	2
25	758-181	VALVE TASK 4 PORT	1
26	805-2	BUSHINGS, STEP	16

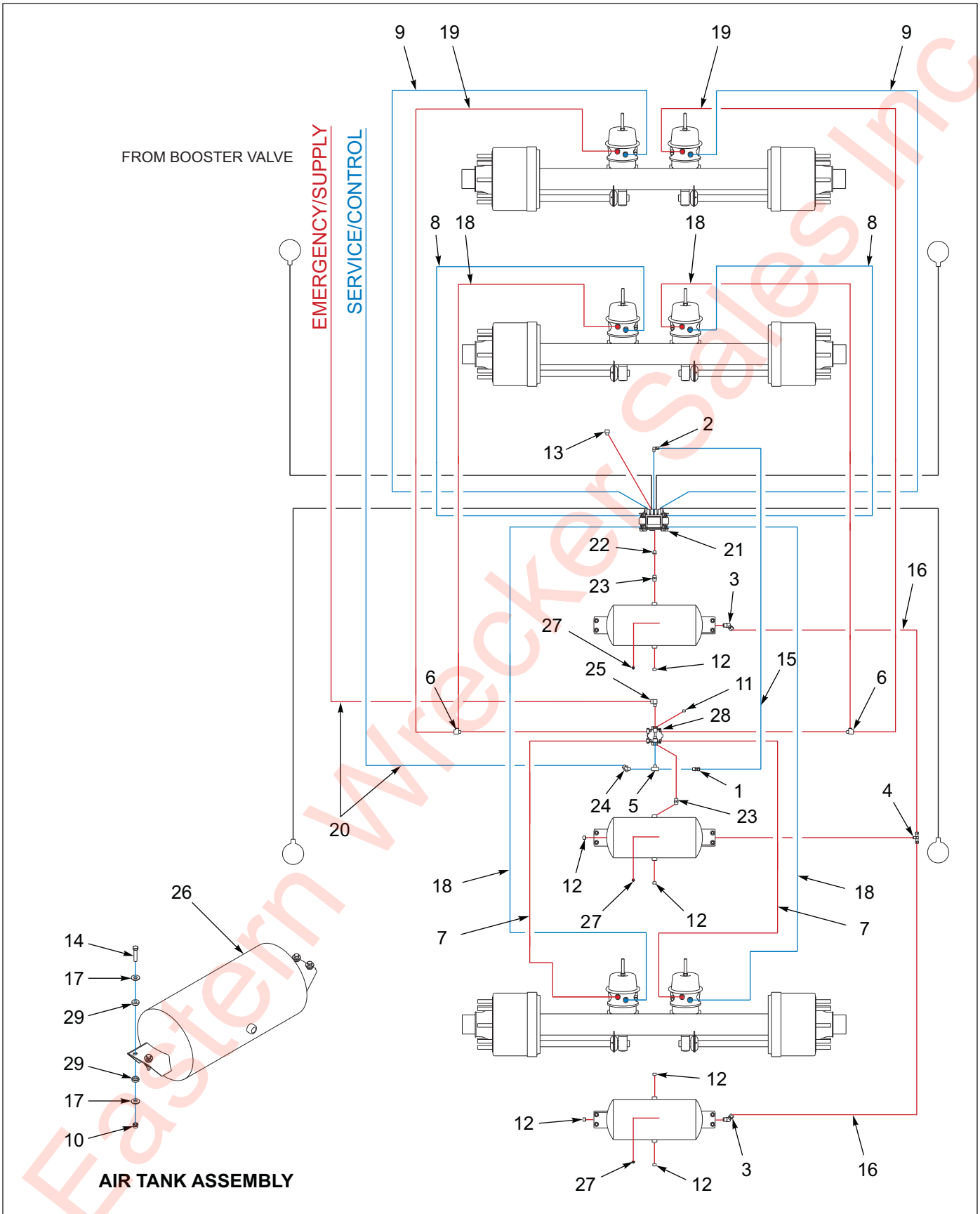


Figure 1-47: 950E-Air Brake System



## 950E-Air Brake System

ITEM	PART NUMBER	DESCRIPTION	QTY.
	215086	SUSP 950E-12, 2512-77 (REF. ONLY)	
	215087	SUSP 950E-12, 2516-75 (REF. ONLY)	
	215088	SUSP 950E-14, 2512-77 (REF. ONLY)	
	215099	SUSP 950E-14, 2516-75 (REF. ONLY)	
	215090	SUSP 950E-15, 2512-77 (REF. ONLY)	
	215091	SUSP 950E-15, 2516-75 (REF. ONLY)	
1	1-297-010007-12	FITTING AIR 3/8TUBE X 3/8NPT	1
2	1-297-010008-18	FITTING,AIR 90 3/8TUBEX1/4NPT	1
3	1-297-010013-16	FITTING,AIR 1/2X1/2 45 M/ELB	2
4	1-297-010015-11	FITTING,AIR,BR TEE 1/2T-1/2P	1
5	1-297-010017-03	FITTING,BRS PIPE M/BR TEE 3/8	1
6	1-297-010018-03	FITTING,3/8 BRASS PIPE,ST TEE	2
7	1-384-010038024	HOSE ASM AIR 3/8X24,W/3/8 END	2
8	1-384-010038038	HOSE ASM AIR 3/8X38,W/3/8 END	2
9	1-384-010038076	HOSE ASM AIR 3/8X76,W/3/8 END	2
10	1-512-010005-05	NUT, HEX, SLFLKG GRB 3/8-16	12
11	1-560-010002-03	PLUG, PIPE, 3/8NPTF	1
12	1-560-010002-04	PLUG, PIPE, 1/2NPT	6
13	1-560-010002-05	PLUG,PIPE, 3/4-14NPTF	1
14	1-654-010051-08	SCREW,HEX CAP,3/8-16X1-3/4 G	12
15	1-833-010002	TUBING NYLON 3/8 OD	10
16	1-833-010003	TUBING NYLON 1/2 OD	10
17	1-861-010032-11	WASHER, FLAT 3/8 W ZP/CD	24
18	101003	HOSE ASM AIR 3/8X48,W/3/8 END	4
19	103738	HOSE ASM AIR 3/8X100,W/3/8 END	2
20	112244	HOSE ASM AIR 3/8X268,W/3/8 END	2
21	114586	ABS KIT WABCO 4S/2MTRI/SPREAD	1
22	118-2659-9	BUSHING 1/2NPTX3/4NPT STL	1
23	2083-8-8S	NIPPLE 1/2NPTX1/2NPT	2
24	2088-6-6S	ADAPTER 45 3/8MPTX3/8FPT	1
25	2089-6-6S	ADAPTER 90 3/8MPTX3/8FPT	1
26	3-780-010002	TANK AIR 9.5X22.5 .5NPT PORTS	3
27	56D4	COCK,DRAIN AIR TANK VEL, 036019	3
28	758-181	VALVE TASK 4 PORT	1
29	805-2	BUSHINGS, STEP	24




Figure 1-48: Kit-ABS Brake-Rockwell

## Kit-ABS Brake-Rockwell

ITEM	PART NUMBER	DESCRIPTION	QTY.
	114584	ABS BRAKE KIT 4S/2M	
	114586	ABS BRAKE KIT 4S/2M-TRI/SPRD	
1	114588	ECU/VALVE ASSEMBLY	1
2	101848	SENSOR EXTENSION CABLE - 6 FT (114584)	4
2	103861	SENSOR EXTENSION CABLE - 10 FT (114586)	4
3	147464	POWER/DIAGNOSTIC CABLE 4.0M/3.0M	1
4	101849	SPRING CLIP, ABS SENSOR	2
5	101847	ABS SENSOR CABLE-4M 90° (1FT) (NOT SHOWN) (SEE PAGES 1-72 & 1-74 FOR REFERENCE)	2



# Tire Inflation System

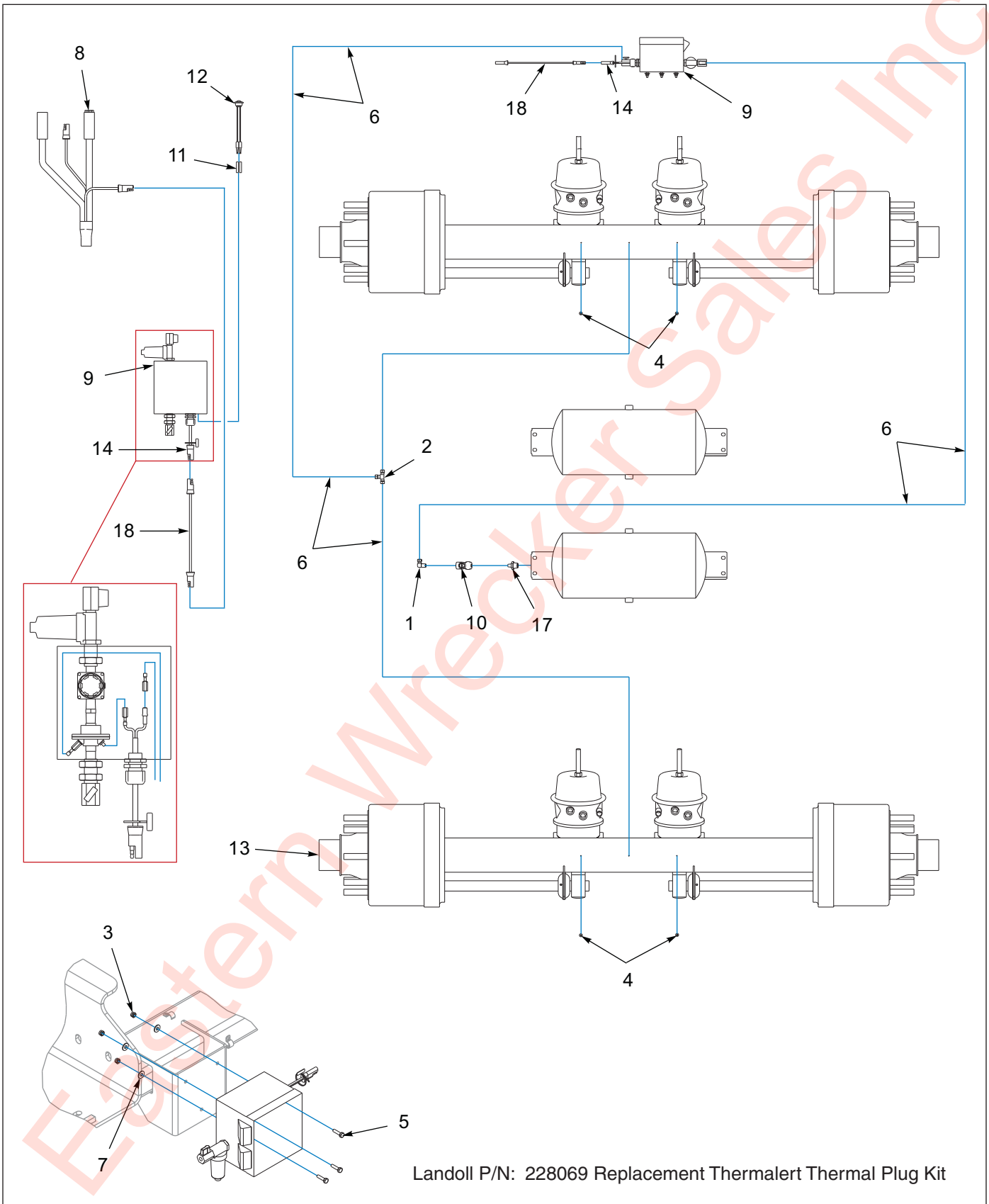


Figure 1-49: 930E-Tire Inflation System

## 930E-Tire Inflation System

ITEM	PART NUMBER	DESCRIPTION	QTY.
	215056	SUSP 930E-12, 2512-77, TIS <b>(REF. ONLY)</b>	
	215057	SUSP 930E-12, 2516-75, TIS <b>(REF. ONLY)</b>	
	215058	SUSP 930E-14, 2512-77, TIS <b>(REF. ONLY)</b>	
	215059	SUSP 930E-14, 2516-75, TIS <b>(REF. ONLY)</b>	
	215060	SUSP 930E-15, 2512-77, TIS <b>(REF. ONLY)</b>	
	215061	SUSP 930E-15, 2516-75, TIS <b>(REF. ONLY)</b>	
1	1-297-010008-07	FITTING, AIR, 90, 1/4 TUBE X 1/4 NPT	1
2	1-297-010010-01	FITTING, AIR, UNION TEE, 1/4	1
3	1-512-010005-01	NUT, HEX, SLFLKG, 1/4-20 UNC, GRB	3
4	1-560-010002-01	PLUG, PIPE, 1/8NPT	4
5	1-654-010047-06	SCREW, HEX, 1/4-20UNCX1 GR5	3
6	1-833-010001	TUBING, NYLON 1/4 OD	REF
7	1-861-010032-07	WASHER, FLAT, ZP/CD 1/4W	3
8	143103	HARNESS E-CHAIN GROTE	1
9	168593	THERMALERT TIS 2 AXLE	1
10	168610	THERMALERT PRESSURE PROTECTION VALVE	1
11	168613	THERMALERT WIRING HARNESS	1
12	183413	LIGHT WHY LED .75 CL/MK GROTE	1
13	197613	HUB CAP MTIS OIL AXLE	4
14	202207	HARNESS MOD, MTIS POWER HARNESS	1
15	205836	ORANGE WARNING DECAL MTIS	1
16	205837	YELLOW WARNING DECAL MTIS	2
17	2083-8-4S	NIPPLE 1/4NPT X 1/2NPT	1
18	3-368-010252	HARNESS ASSEMBLY BKHD LIGHT EXT	1
19	178592	THRU TEE ASSEMBLY 4 IN. <b>(NOT SHOWN)</b>	4
20	168616	1/4 NPT STATOR AND FILTER ASSEMBLY <b>(NOT SHOWN)</b>	4
21	168617	PRESS PLUG ASSEMBLY 1.75 IN. <b>(NOT SHOWN)</b>	4

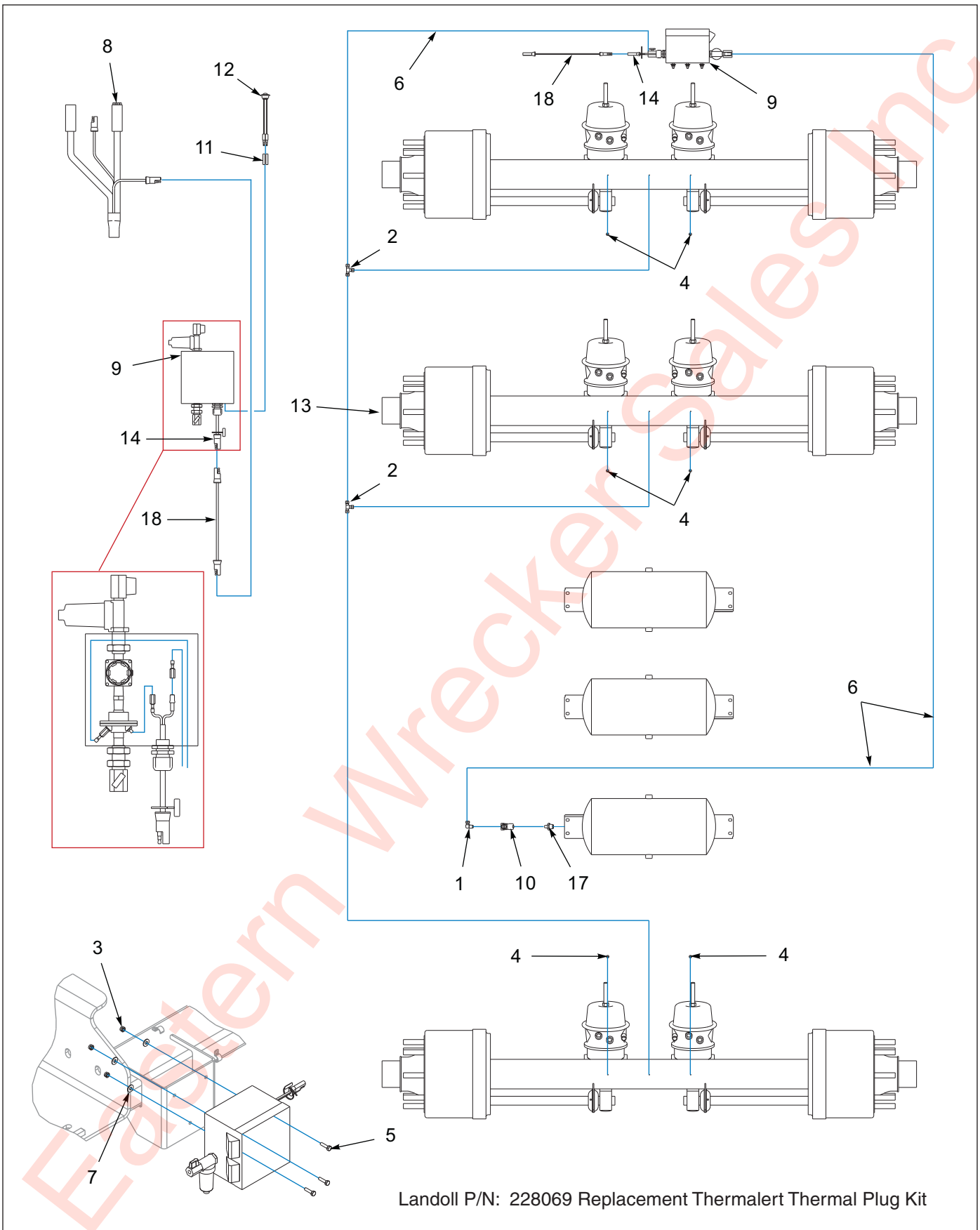


Figure 1-50: 950E-Tire Inflation System

## 950E-Tire Inflation System

ITEM	PART NUMBER	DESCRIPTION	QTY.
	215093	SUSP 950E-12, 2512-77, TIS <b>(REF. ONLY)</b>	
	215094	SUSP 950E-12, 2516-75, TIS <b>(REF. ONLY)</b>	
	215095	SUSP 950E-14, 2512-77, TIS <b>(REF. ONLY)</b>	
	215096	SUSP 950E-14, 2516-75, TIS <b>(REF. ONLY)</b>	
	215097	SUSP 950E-15, 2512-77, TIS <b>(REF. ONLY)</b>	
	215098	SUSP 950E-15, 2516-75, TIS <b>(REF. ONLY)</b>	
1	1-297-010008-07	FITTING, AIR, 90, 1/4 TUBE X 1/4 NPT	1
2	1-297-010010-01	FITTING, AIR, UNION TEE, 1/4	2
3	1-512-010005-01	NUT, HEX, SLFLKG, 1/4-20 UNC, GRB	3
4	1-560-010002-01	PLUG, PIPE, 1/8NPT	4
5	1-654-010047-06	SCREW, HEX, 1/4-20UNCX1 GR5	3
6	1-833-010001	TUBING, NYLON 1/4 OD	REF
7	1-861-010032-07	WASHER, FLAT, ZP/CD 1/4W	3
8	143103	HARNESS E-CHAIN GROTE	1
9	195395	THERMALERT TIS 3 AXLE	1
10	168610	THERMALERT PRESSURE PROTECTION VALVE	1
11	168613	THERMALERT WIRING HARNESS	1
12	183413	LIGHT WHY LED .75 CL/MK GROTE	1
13	197613	HUB CAP MTIS OIL AXLE	6
14	202207	HARNESS MOD, MTIS POWER HARNESS	1
15	205836	ORANGE WARNING DECAL MTIS	1
16	205837	YELLOW WARNING DECAL MTIS	2
17	2083-8-4S	NIPPLE 1/4NPT X 1/2NPT	1
18	3-368-010252	HARNESS ASSEMBLY BKHD LIGHT EXT	1
19	178592	THRU TEE ASSEMBLY 4 IN. <b>(NOT SHOWN)</b>	4
20	168616	1/4 NPT STATOR AND FILTER ASSEMBLY <b>(NOT SHOWN)</b>	4
21	168617	PRESS PLUG ASSEMBLY 1.75 IN. <b>(NOT SHOWN)</b>	4

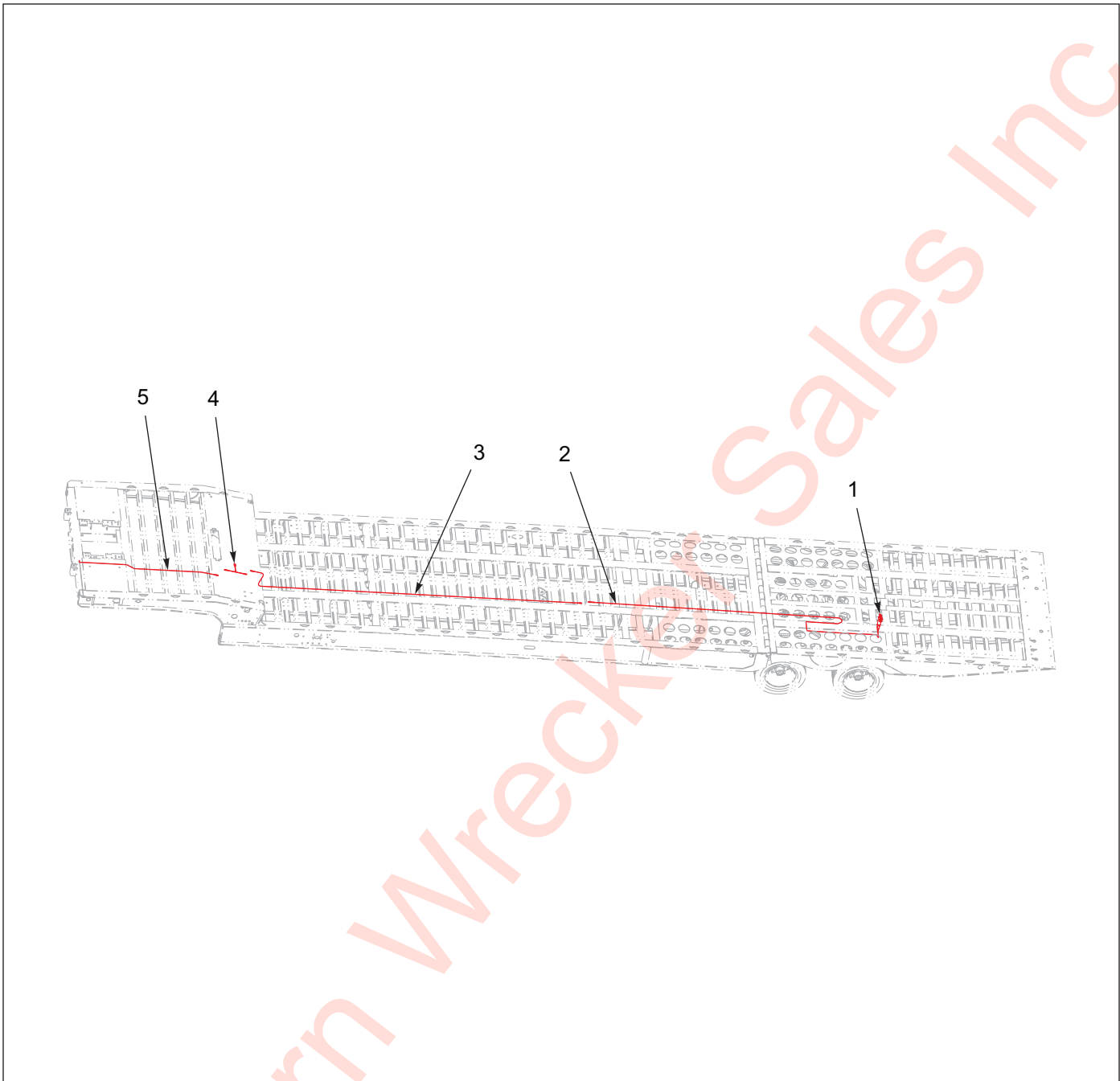
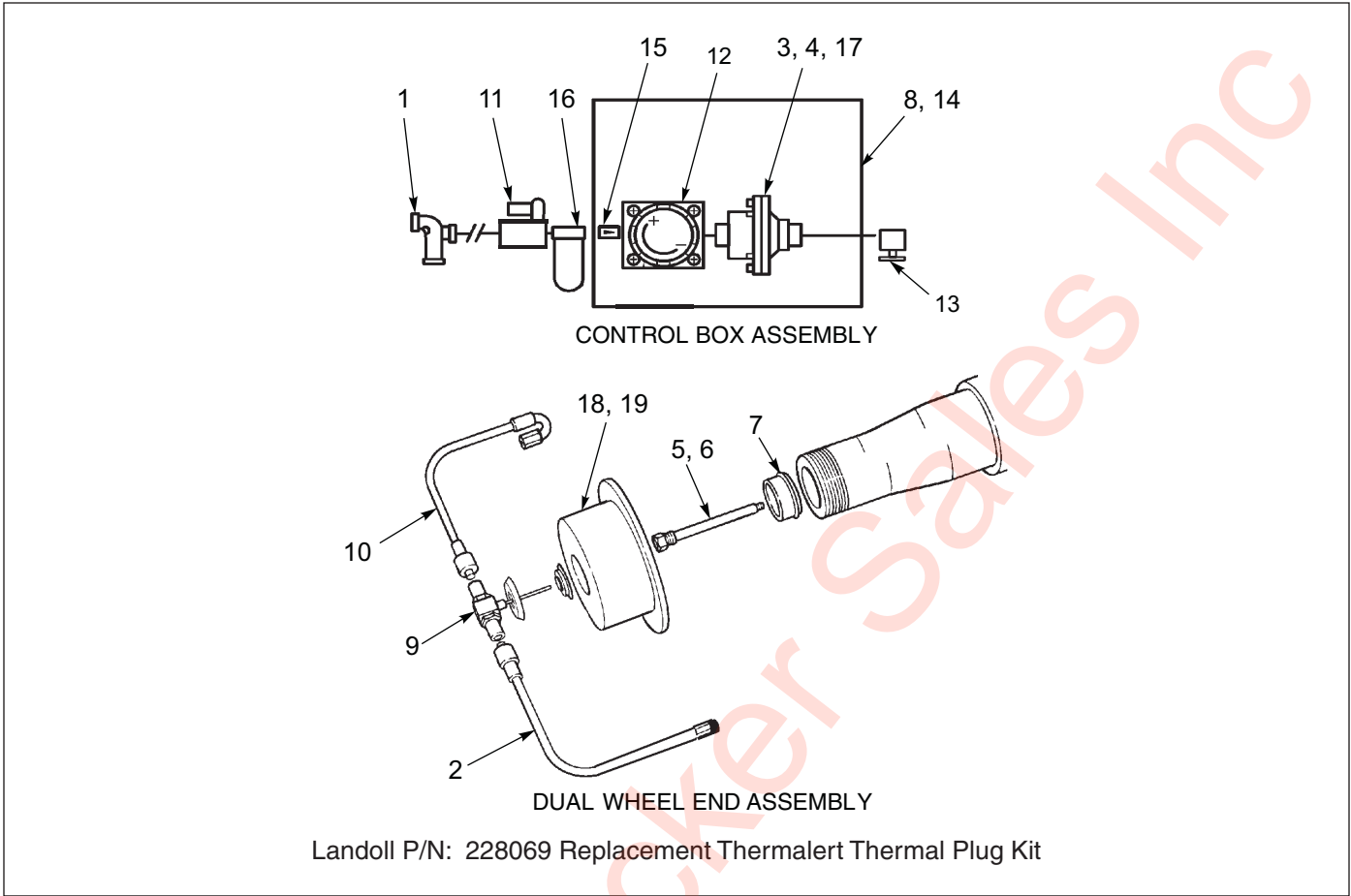


Figure 1-51: Kit-Harness-Tire Inflation System

## Kit-Harness-Tire Inflation System

ITEM	PART NUMBER	DESCRIPTION	QTY.
	176473	HARNESS KIT, TIRE INFLATION SYSTEM	
1	195395	TIRE INFLATION SYSTEM 3AX	REF
1	168593	TIRE INFLATION SYSTEM 2AX	REF
2	176476	HARNESS, TIRE INFLATION LD25S	1
3	176477	HARNESS, TIRE INFLATION LD30	1
4	176478	HARNESS, TIRE INFLATION LDPWR	1
5	176479	HARNESS, TIRE INFLATION LD15L	1





**Figure 1-52: Tire Inflation System -Thermalert (3 SAF Axles)**

## Tire Inflation System - Thermalert (3 SAF Axles)

ITEM	PART NO.	DESCRIPTION	QTY.
	176076	THERMALERT, TIRE TIS, TRIPLE SAF AXLES	
1	168610	PRESSURE PROTECTION VALVE BAG	1
2	168612	LONG HOSE	1
3	168613	WIRING HARNESS	1
4	168614	LIGHT BAG ASSEMBLY	1
5	168615	STATOR BOX	1
6	168616	1/4 NPT STATOR AND FILTER ASSEMBLY	1
7	168617	PRESS PLUG ASSEMBLY 1.75	1
8	168618	CONTROL BOX	1
9	178592	THRU TEE ASSEMBLY 3.50"	1
10	180222	SHORT FLEX HOSE	1
11	180223	SHUT-OFF VALVE	1
12	180224	PRESSURE REGULATOR VALVE	1
13	180225	PETCOCK	1
14	180226	CONTROL BOX LID	1
15	180227	BULKHEAD/CHECK VALVE	1
16	180228	SELF-DRAINING FILTER	1
17	180229	FLOW SENSING SWITCH	1
18	197613	HUB CAP FOR MTIS ON OIL AXLES <b>(ITEM SOLD SEPARATELY)</b>	1
19	197318	HUB CAP FOR MTIS ON GREASE AXLES <b>(ITEM SOLD SEPARATELY)</b>	1

# Winches

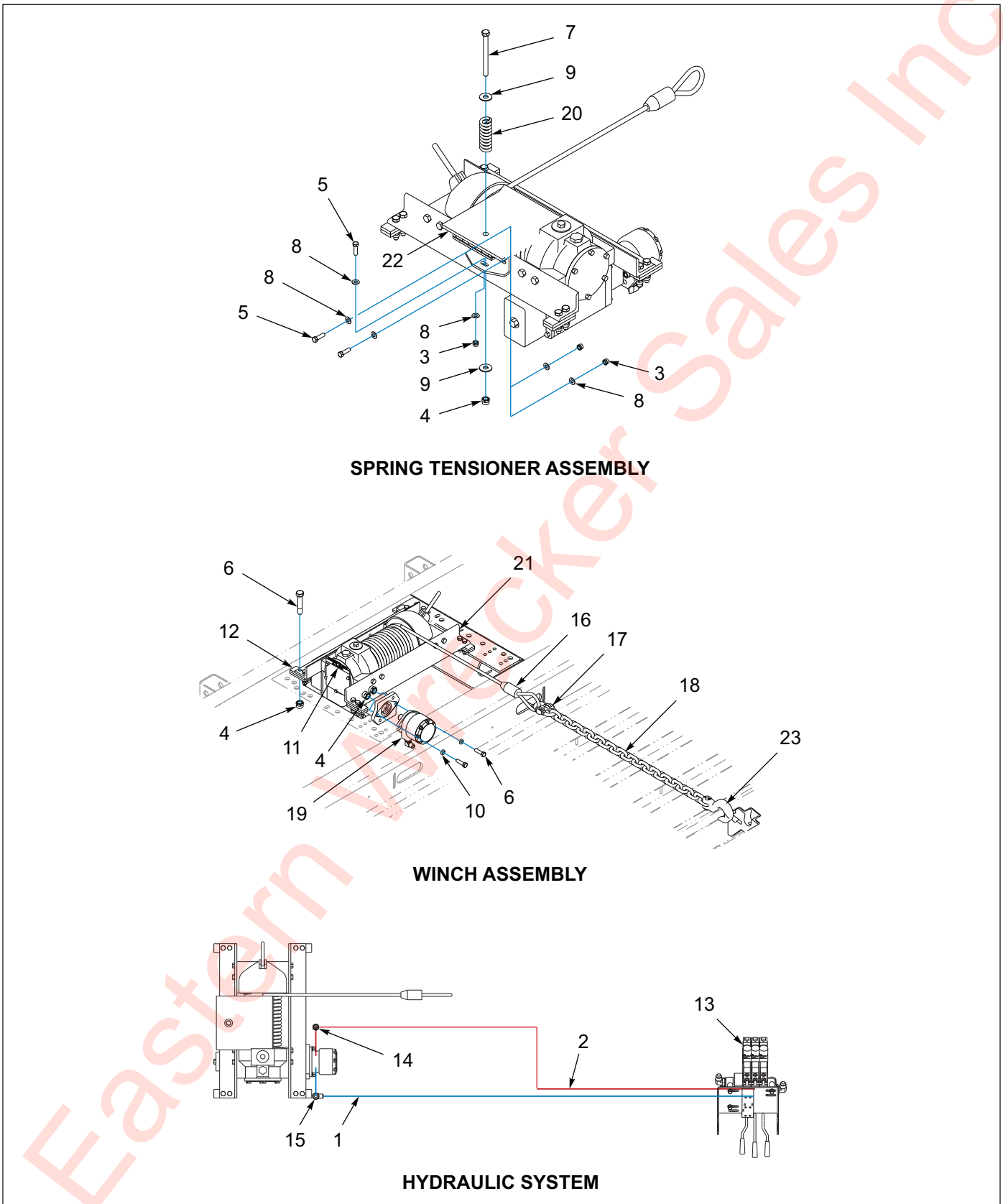


Figure 1-53: Winch Installation - 12K Spring Tension (BRADEN)

## Winch Installation - 12K Spring Tension (BRADEN)

ITEM	PART NUMBER	DESCRIPTION	QTY.
	3-873-010144-01	WINCH, 12K SPRING TENSION	
1	1-397-010301170	HOSE ASSEMBLY 1/2 X 170	1
2	1-397-010302172	HOSE ASSEMBLY 1/2 X 172	1
3	1-512-010005-05	NUT, HEX LOCK 3/8-16	3
4	1-512-010005-09	NUT, HEX LOCK 1/2-13 GRB	11
5	1-654-010051-06	SCREW, HEX HEAD CAP 3/8-16 X 1-1/4 GR5	3
6	1-654-010055-04	SCREW, HEX, 1/2-13 UNC X 1-3/4 GR5	10
7	1-654-010055-16	SCREW, HEX HEAD CAP 1/2-13 X 5-1/2 GR5	1
8	1-861-010032-10	WASHER, FLAT 3/8N	6
9	1-861-010032-15	WASHER, FLAT, ZP/CD, 1/2W	2
10	1-861-010034-13	WASHER, SPLIT LOCK 1/2	2
11	100600	DECAL, WARNING, BRADEN WINCH	1
12	116378	SPACER, WINCH	8
13	148241	VALVE ASSEMBLY, 3-SPOOL 400 (SEE PAGE 1-26)	REF
14	202702-10-8S	ADAPTER, #10 O-RING - #8 TUBE	1
15	2062-10-8S	ADAPTER, 90, #10 O-RING - #8 TUBE	1
16	3-155-010017-4	CABLE ASSEMBLY, 1/2 X 85' LENGTH	REF
17	3-174-010038	CHAIN LINK, CONNECTING, 1/2	1
18	3-174-010039036	CHAIN, 1/2 X 36" GRD7	1
19	3-481-010006	MOTOR HYD. - 12K (SEE PAGE 1-111)	1
20	3-720-010010	SPRING COMPRESSION	1
21	3-873-010122	WINCH ASSEMBLY, 12,000LB.	1
22	3-873-010124	WINCH TENSIONER, 20K BRADEN SPRING	1
23	7HCGHT500	HOOK, CLEVIS, GRAB 1/2	1

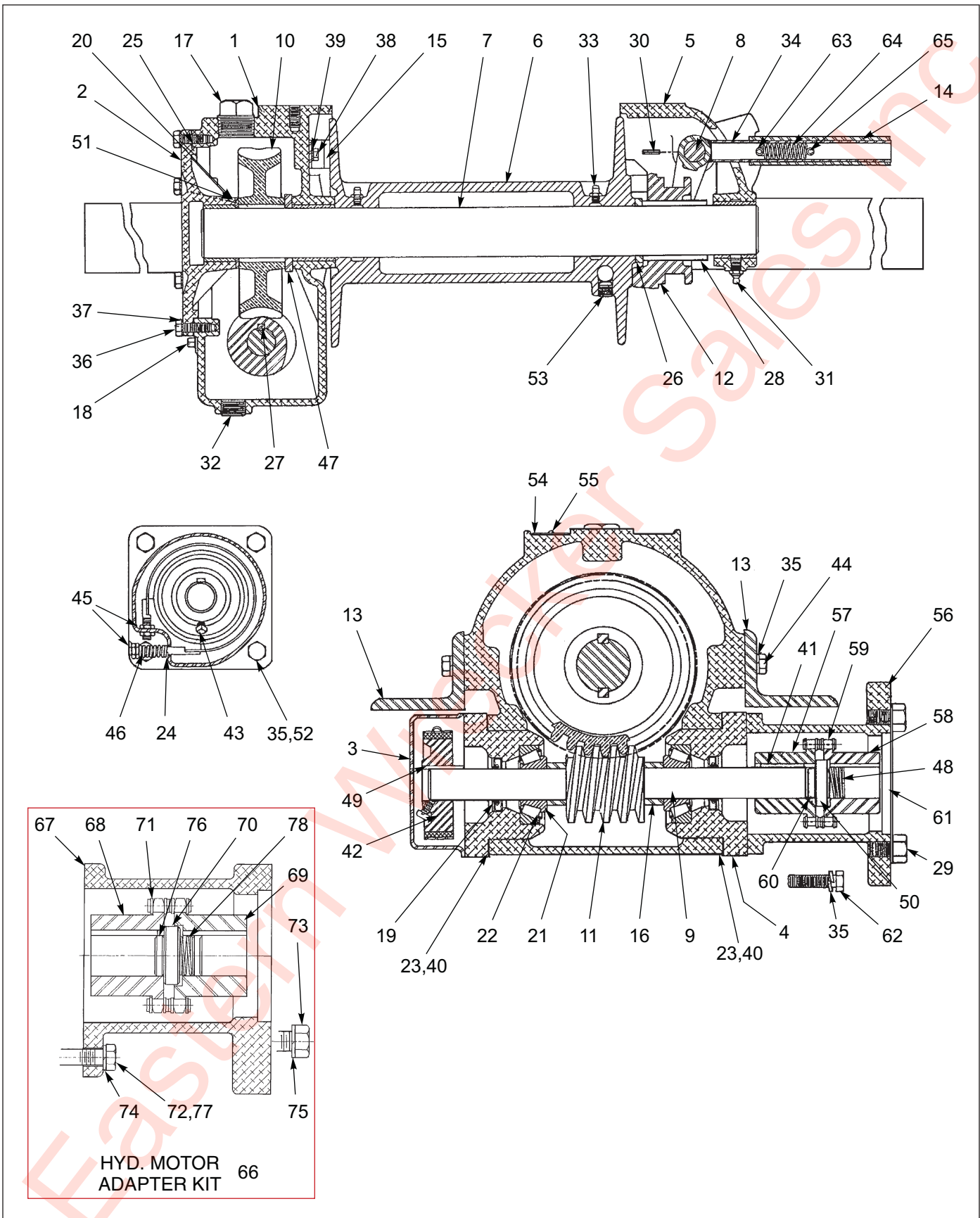


Figure 1-54: Winch Items - 12,000 Lb. (BRADEN)

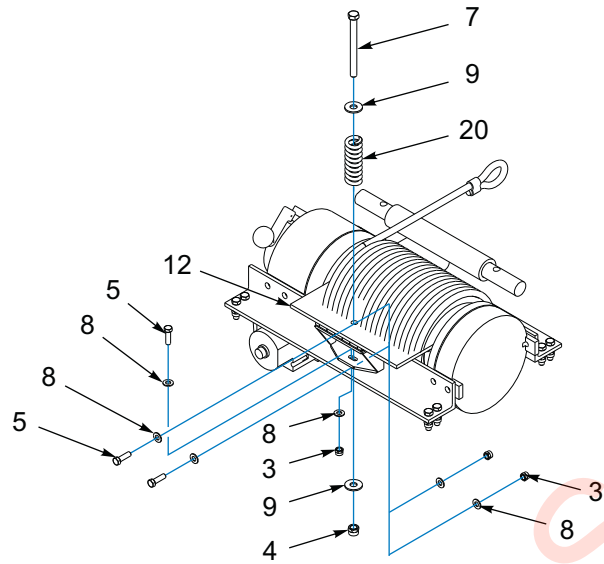
## Winch Items - 12,000Lb. (BRADEN)

ITEM	PART NUMBER	REFERENCE NO.	DESCRIPTION	QTY.
	3-873-010122		WINCH ASSEMBLY 12K - BRADEN	
1	81006	81006	WORM HOUSING ASSEMBLY	1
1A	18078	18078	BUSHING	1
2	81009	81009	COVER ASSEMBLY WORM HOUSING	1
2A	11368	11368	BUSHING	1
3	18032	18032	HOUSING SAFETY BRAKE	1
4	23303	23303	CONTAINER BEARING	2
5	81530	81530	LEG ASSEMBLY BEARING	1
6	11128	11128	DRUM CABLE	1
7	11129	11129	DRUM SHAFT CABLE	1
8	11130	11130	SHIFTER SHAFT	1
9	23470	23470	SHAFT WORM	1
10	11144	11144	GEAR WORM LEFT HAND	1
11	11142	11142	WORM LEFT HAND	1
12	18039	18039	SLIDING CLUTCH	1
13	22752	22752	ANGLE BASE	2
14	12817	12817	SHIFTER HANDLE	1
15	81025	81025	BRAKE DRAG	1
16	11308	11308	SPACER WORM	2
17	----	22775	PLUG PIPE	1
18	18009	18009	PLUG PIPE	1
19	18026	18026	SEAL GREASE	2
20	11117	11117	KEY WORM GEAR	2
21	18015	18015	CONE BEARING	2
22	18016	18016	CUP BEARING	2
23	18027	18027	GASKET	3
24	21925	21925	BAND BRAKE	1
25	11133	11133	WORM HOUSING COVER GASKET	3
26	18019	18019	RETAINER RING	1
27	18030	18030	KEY WORM	1
28	18020	18020	KEY CLUTCH	2
29	----	10009	CAPSCREW	2
30	11837	11837	ROLLPIN	2
31	18047	18047	FITTING GREASE	1
32	19045	19045	PLUG PIPE	1
33	----	11799	FITTING GREASE	2
34	13839	13839	SHIFTER FORK	1
35	----	18003	WASHER LOCK	16
36	----	11767	CAPSCREW	6
37	----	11011	WASHER LOCK	6
38	13005	13005	CAPSCREW	2
39	----	12780	WASHER LOCK	2
40	18024	18024	BEARING CONTAINER GASKET	3
41	18044	18044	KEY	1
42	18028	18028	DRUM BRAKE	1
43	12075	12075	SETSCREW	1
44	----	21961	CAPSCREW	12
45	13468	13468	JAM NUT	4

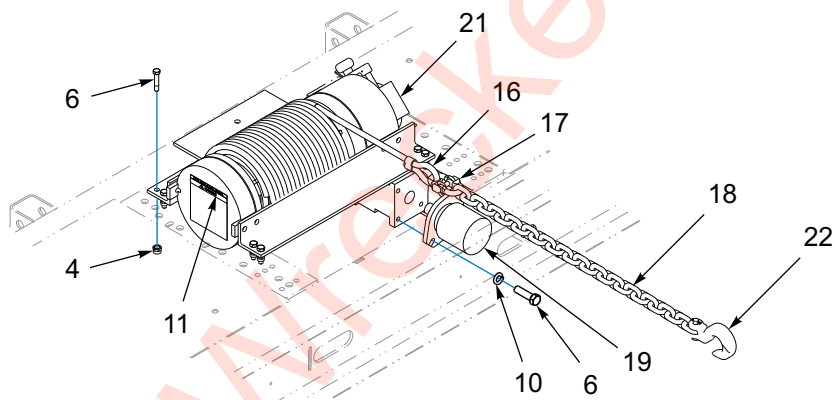
## Winch Items - 12,000Lb. (BRADEN)

ITEM	PART NUMBER	REFERENCE NO.	DESCRIPTION	QTY.
46	18029	18029	BRAKE BAND SPRING	1
47	11240	11240	RETAINER RING	1
48	----	23353	SPRING	1
49	10078	10078	KEY	1
50	23078	23078	SPACER	1
51	13680	13680	THRUST RING	1
52	----	22703	CAPSCREW	4
53	218058	-----	SETSCREW	1
54	----	23310	WARNING PLATE	1
55	----	11842	DRIVE SCREW	2
56	23079	23079	MOTOR ADAPTER	1
57	23081	23081	COUPLING HALF - WORM SHAFT	1
58	23083	23083	COUPLING HALF - MOTOR SHAFT	1
59	13424	13424	ROLLER CHAIN	1
60	23085	23085	SPACER	1
61	----	21959	SHIPPING COVER	1
62	----	22704	CAPSCREW	4
63	13028	13028	ROLLPIN	1
64	18002	18002	SPRING	1
65	18056	18056	ROLLPIN	1
66	61333	61333	HYD. MOTOR ADAPTER KIT, 12,000# WINCH <b>(ITEMS 67- 78)</b>	1
67	23079	23079	ADAPTER, MOTOR	1
68	23081	23081	COUPLING HALF, WINCH	1
69	23083	23083	COUPLING HALF, MOTOR	1
70	23078	23078	SPACER, CONSTANT	1
71	13424	13424	CHAIN ROLLER	1
72	----	----	CAPSCREW	4
73	----	----	CAPSCREW	4
74	----	27152	LOCKWASHER	4
75	----	11026	LOCKWASHER	4
76	----	23085	SPACER	1
77	----	----	CAPSCREW	4
78	110452	23353	SPRING SPACER	1

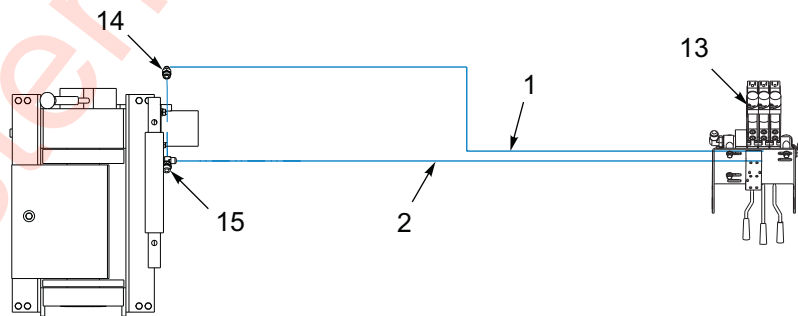




**SPRING TENSIONER ASSEMBLY**



**WINCH ASSEMBLY**



**HYDRAULIC SYSTEM**

**Figure 1-55: Winch Items - 20K Spring Tension (BRADEN)**



## Winch Installation - 20K Spring Tension (BRADEN)

ITEM	PART NUMBER	DESCRIPTION	QTY.
	3-873-010140-01	WINCH, 20K SPRING TENSION	
1	1-397-010301170	HOSE ASSEMBLY 1/2 X 170	1
2	1-397-010302172	HOSE ASSEMBLY 1/2 X 172	1
3	1-512-010005-05	NUT, HEX LOCK 3/8-16	3
4	1-512-010005-09	NUT, HEX LOCK 1/2-13 GRB	9
5	1-654-010051-06	SCREW, HEX HEAD CAP 3/8-16 X 1-1/4 GR5	3
6	1-654-010055-04	SCREW, HEX, 1/2-13 UNC X 1-3/4 GR5	10
7	1-654-010055-16	SCREW, HEX HEAD CAP 1/2-13 X 5-1/2 GR5	1
8	1-861-010032-10	WASHER, FLAT 3/8N	6
9	1-861-010032-15	WASHER, FLAT, ZP/CD, 1/2W	2
10	1-861-010034-13	WASHER, SPLIT LOCK 1/2	2
11	100600	DECAL, WARNING, BRADEN WINCH (SEE PAGE 1-4)	1
12	102186	WINCH TENSIONER, 20K BRADEN SPRING	1
13	148241	VALVE ASSEMBLY, 3-SPOOL 400	REF
14	202702-10-8S	ADAPTER, #10 O-RING - #8 TUBE	1
15	2062-10-8S	ADAPTER, 90, #10 O-RING - #8 TUBE	1
16	3-155-010018-6	CABLE, 5/8, WITH LOOP, 85 FEET	REF
17	3-174-010038	CHAIN LINK, CONNECTING, 1/2	1
18	3-174-010039036	CHAIN, 1/2 X 36" GRD7	1
19	3-481-010007	MOTOR HYD. 12.9 CU. IN/REV, SAE B (SEE PAGE 1-110)	1
20	3-720-010010	SPRING COMPRESSION	1
21	3-873-010123	WINCH ASSEMBLY, 20,000LB. (SEE PAGE 1-106)	1
22	7HCGHT500	HOOK, CLEVIS, GRAB 1/2	1

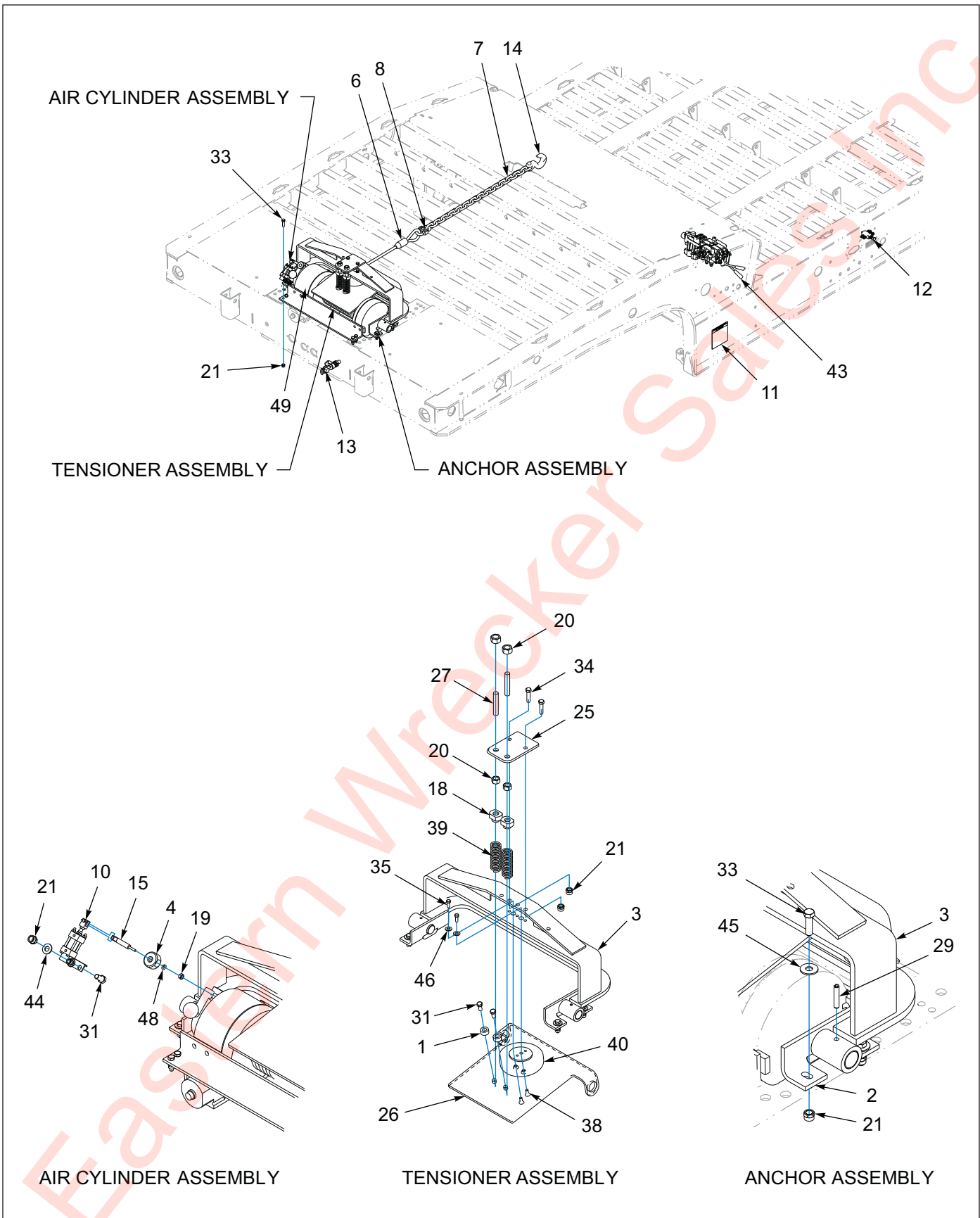


Figure 1-56: 20K Air Tension/Release (BRADEN) (1 of 3)

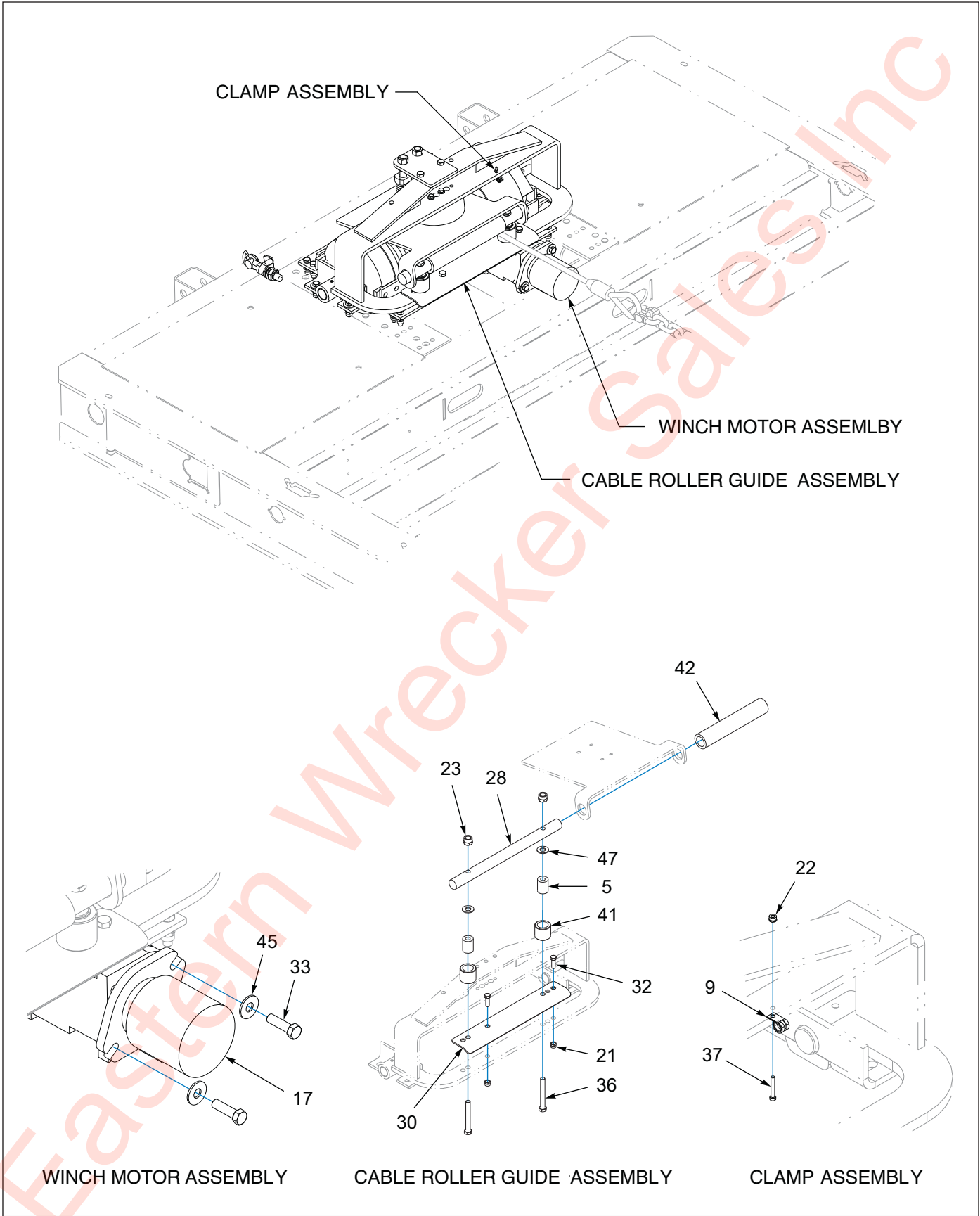


Figure 1-57: 20K Air Tension/Release (BRADEN) (2 of 3)

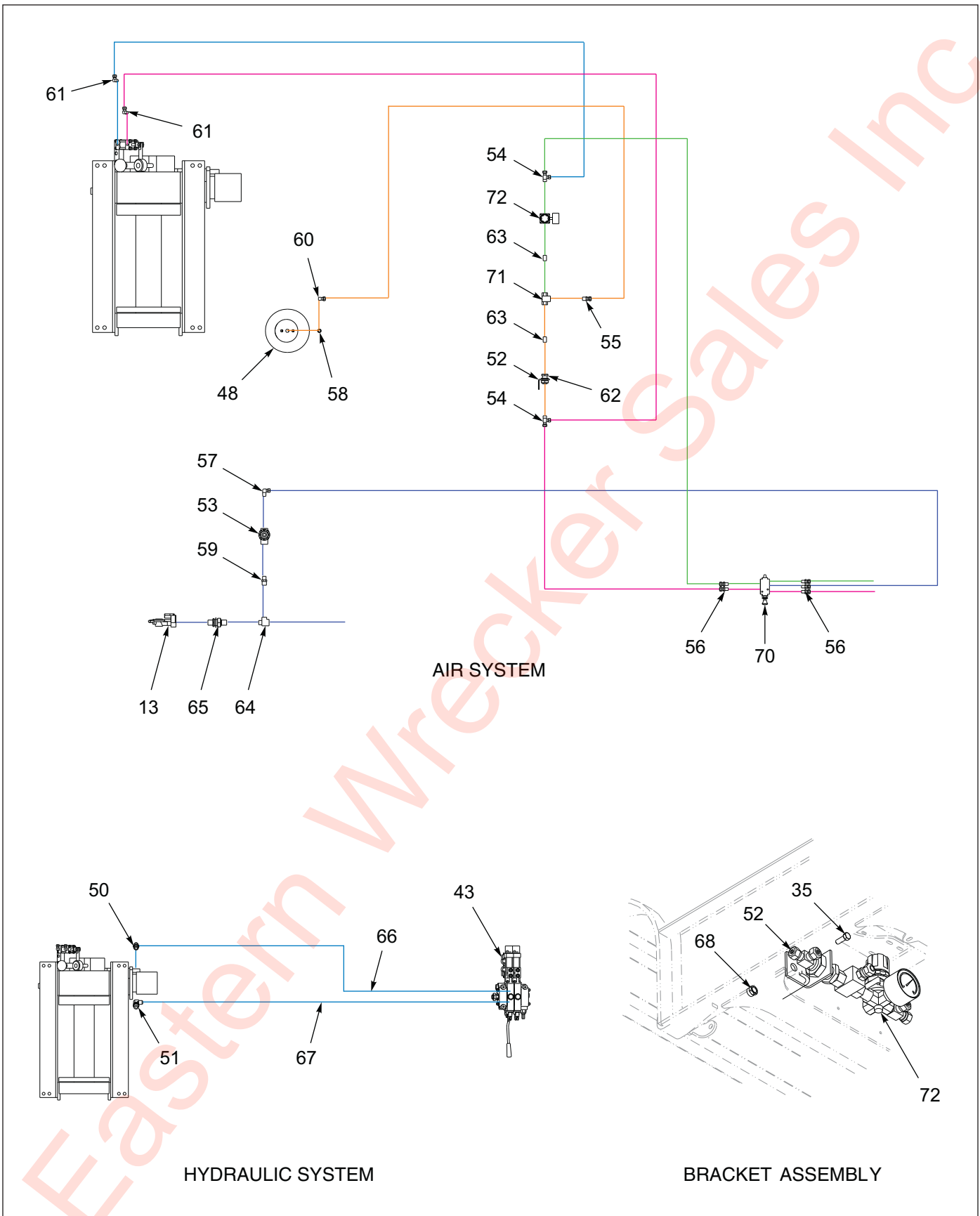


Figure 1-58: 20K Air Tension/Release (BRADEN) (3 of 3)

## Winch Installation - 20K Air Tension/Release (BRADEN)

ITEM	PART NUMBER	DESCRIPTION	QTY.
	162415	WINCH INSTALLATION, 20K GUIDE AIR TENSION/RELEASE - STD	
1	3-014-010255	ANCHOR BUSHING F/W SPRING TENSION	2
2	119621	ANCHOR CABLE GUIDE WINCH <b>(NOT SHOWN)</b>	2
3	3-125-010465	BRACKET WELDMENT WINCH TENSIONER	1
4	3-150-010186	BUSHING WINCH REMOTE LEVER	1
5	3-150-010196	BUSHING, ROD ROLLER	2
6	3-155-010018-6	CABLE 85' W/ LOOP	REF
7	3-174-010039036	CHAIN 1/2 X 36 GR7	1
8	3-174-010038	CHAIN LINK CONNECTING 1/2	1
9	125892	SUPPORT CLAMP	1
10	107368	WINCH AIR SHIFT CYL <b>(SEE PAGE 1-109)</b>	1
11	100600	DECAL, WARNING WINCH <b>(SEE PAGE 1-4)</b>	1
12	135184	DECAL, WINCH FREE SPOOL <b>(NOT SHOWN)</b>	1
13	108801	GLAD HAND, RED AIR	REF
14	7HCGHT500	HOOK, CLEVIS GRAB 1/2	1
15	107369	LEVER WINCH FREE SPOOL	1
16	#242 LOCKTITE	LOCKTITE, #242, BLUE REMOVABLE <b>(NOT SHOWN)</b>	.10
17	3-481-010007	MOTOR HYD. <b>(SEE PAGE 1-110)</b>	1
18	3-522-010017	NUT F/W SPRING TENSION	2
19	1-512-010007-05	NUT, HEX 1/4-20 GRB	1
20	1-512-010007-12	NUT, HEX 3/4-10 GRB	4
21	1-512-010005-09	NUT, HEX LOCK 1/2-13 GRB	18
22	1-512-010004-03	NUT, HEX LOCK #10-24	1
23	1-512-010005-13	NUT, HEX LOCK 5/8-11 GRB	2
24	119622	PIN, PIVOT WINCH ROLLER <b>(NOT SHOWN)</b>	2
25	3-565-011688	PLATE F/W SPRING TENSION	1
26	102187	PLATE, WINCH TENSIONER	1
27	RTR7999X4ZP	ROD THREADED	2
28	102188	ROD, PIVOTING GUIDE	1
29	1-647-010004255	PIN, SPRING SLOTTED 2 X 3/8 <b>(NOT SHOWN)</b>	2
30	143246	RUB BAR, CABLE GUIDE WINCH	1
31	1-654-010055-01	SCREW, HEX HEAD CAP 1/2-13 X 1 GR5	4
32	1-654-010055-03	SCREW, HEX HEAD CAP 1/2-13 X 1-1/2 GR5	2
33	1-654-010055-04	SCREW, HEX HEAD CAP 1/2-13 X 1-3/4 GR5	14
34	1-654-010055-05	SCREW, HEX HEAD CAP 1/2-13 X 2 GR5	2
35	1-654-010036-05	SCREW, HEX HEAD CAP 3/8-16 X 1 GR5	3
36	1-654-010059-15	SCREW, HEX HEAD CAP 5/8-11 X 5 GR5	2
37	1-654-010024055	SCREW, MACH. #10-24 X 1-1/4	1
38	1-654-010141-04	SCREW, HEX SOC. HEAD CTSK 3/8-16 X 1 GR8	2
39	3-720-010035	SPRING	2
40	3-720-010042	SPRING, AIR BAG, 6-1/2	1
41	3-831-010172	TUBE, ROLLER SIDE	2
42	3-831-010182	TUBE, ROLLER TOP - 600 <b>(20K)</b>	1
43	140802	VALVE ASSEMBLY	REF
44	1-861-010032-14	WASHER, FLAT 1/2N	2
45	1-861-010032-15	WASHER, FLAT 1/2W	6
46	1-861-010032-10	WASHER, FLAT 3/8N	2
47	1-861-010032-18	WASHER, FLAT 5/8N	2

## Winch Installation - 20K Air Tension/Release (BRADEN)

ITEM	PART NUMBER	DESCRIPTION	QTY.
48	1-861-010034-09	WASHER, SPLIT LOCK 1/4	1
49	3-873-010123	WINCH ASSEMBLY 20K (SEE PAGE 1-106)	1
50	202702-10-8S	ADAPTER	1
51	2062-10-8S	ADAPTER 90	1
52	3-120-010445	BRACKET, PRESSURE REGULATOR	1
53	905-54-107	BRAKE PROTECTION VALVE	1
54	1-297-010011-02	FITTING, AIR M/RUN TEE	2
55	1-297-010007-05	FITTING, AIR 1/4	1
56	1-297-010007-04	FITTING, AIR, 1/4 TUBE X X 1/8 NPT	5
57	1-297-010008-07	FITTING, AIR 90	1
58	1-297-010031-02	FITTING, BRASS PIPE	1
59	1-297-010019-05	FITTING, BRS PIPE HEX 3/8 X 1/4	1
60	1-297-010032-03	FITTING, AIR 90	1
61	1-297-010008-05	FITTING, AIR 90	2
62	1-297-010022-02	FITTING, AIR ANCHOR	1
63	1-297-010020-02	FITTING, BRASS PIPE	2
64	1-297-010018-03	FITTING, 1/4 TEE	1
65	55B61	FRAME UNION	REF
66	1-397-010301170	HOSE ASSEMBLY 1/2 X 170	1
67	1-397-010302172	HOSE ASSEMBLY 1/2 X 172	1
68	1-512-010005-05	NUT, HEX LOCK 3/8-16	1
69	1-833-010001	NYLON TUBING 1/4 OD	21
70	139552	VALVE AIR, 5WAY/2POS, 1/8 NPT	1
71	3-843-010039-02	VALVE AIR SHUTTLE 1/4	1
72	3-626-010004	REGULATOR, AIR PRESSURE	1



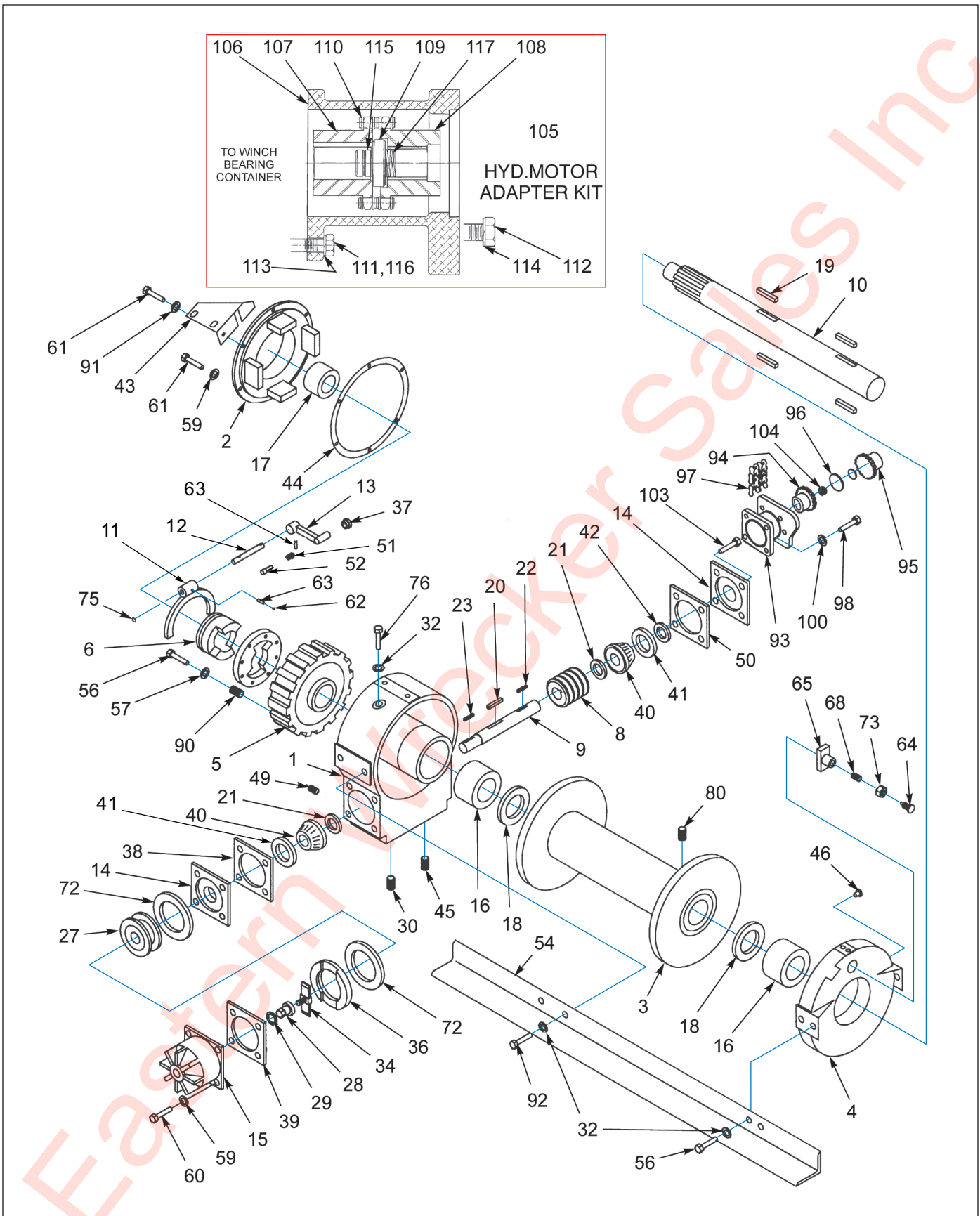


Figure 1-59: Winch Items - 20,000Lb. (BRADEN)



## Winch Items - 20,000Lb. (BRADEN)

ITEM	PART NUMBER	REFERENCE NO.	DESCRIPTION	QTY.
	3-873-010123		WINCH 20,000# W/BOLT-ON ANGLES	
1	81078	81078	WORM HOUSING ASSEMBLY	1
2	106956	81082	COVER ASSEMBLY WORM HOUSING	1
3	-----	101142	DRUM CABLE	1
4	81077	81077	LEG ASSEMBLY BEARING	1
5	11434	11434	WORM, GEAR RIGHT	1
6	11421	11421	CLUTCH, SLIDING	1
7	11419	11419	DRIVE, CLUTCH	1
8	154166	11404	WORM RIGHT	1
9	-----	11405	SHAFT, WORM	1
10	139479	11414	SHAFT, CABLE DRUM	1
11	11440	11440	FORK SHIFTER	1
12	11441	11441	SHAFT SHIFTER	1
13	26976	26976	HANDLE SHIFTER	1
14	124549	11427	CONTAINER BEARING	2
15	-----	11445	COVER WORM BRAKE	1
16	18035	18035	BUSHING	2
17	11425	11425	BUSHING	1
18	11420	11420	RING, RETAINING	2
19	163472	22055	DRUM, KEY CABLE	4
20	11402	11402	KEY, WORM	1
21	11407	11407	SPACER, WORM	2
22	23367	23367	KEY, SPROCKET	1
23	10078	10078	KEY, ROTOR	1
27	81080	81080	ROTOR ASSEMBLY, BRAKE	1
28	11599	11599	ADJUSTING NUT, WORM BRAKE	1
29	12465	12465	O-RING	1
30	-----	19014	PLUG, FILLER	1
32	-----	11026	WASHER, LOCK	10
34	81081	81081	SPRING ASSEMBLY, SAFETY BRAKE	1
36	11431	11431	PLATE, PRESSURE	1
37	18022	18022	KNOB, SHIFTER	1
38	11429	11429	GASKET	4
39	11446	11446	GASKET	2
40	18033	18033	BEARING CONE	2
41	18034	18034	BEARING CUP	2
42	12073	12073	SEAL GREASE	1
43	12783	12783	BRACKET SHIFTER	1
44	11411	11411	COVER GASKET HOUSING	1
45	19045	19045	PLUG DRAIN	1
46	18047	18047	FITTING GREASE	1
48	-----	22775	PLUG VENT	1
49	-----	18009	PLUG LEVEL	1
50	11430	11430	GASKET	4
51	11310	11310	SPRING SHIFTER KNOB	1
52	11309	11309	STEM SHIFTER KNOB	1
54	-----	28942	ANGLE FRONT BASE	1
55	-----	28943	ANGLE REAR BASE (NOT SHOWN)	1

## Winch Items - 20,000Lb. (BRADEN)

ITEM	PART NUMBER	REFERENCE NO.	DESCRIPTION	QTY.
56	----	13938	CAPSCREW	16
57	----	12781	WASHER, LOCK	8
58	----	21044	CAPSCREW	4
59	----	11025	WASHER, LOCK	3
60	----	22695	CAPSCREW	4
61	----	21964	CAPSCREW	6
62	12146	12146	PLUG, EXPANSION	A/R
63	13028	13028	ROLLPIN	A/R
64	11398	11398	SCREW, ADJUSTING	1
65	88005	88005	SHOE ASSEMBLY DRAG BRAKE	1
68	18002	18002	SHOE ASSEMBLY DRAG BRAKE	1
72	11426	11426	DISC, FRICTION	2
73	11791	11791	NUT, JAM	1
75	12767	12767	PLUG, EXPANSION	A/R
76	----	22729	CAPSCREW	2
77	----	23245	SAE PLATE-AMU7-16F (NOT SHOWN)	1
78	----	23310	PLATE, WARNING (NOT SHOWN)	1
79	----	11842	SCREW, DRIVE (NOT SHOWN)	4
80	139478	12228	SCREW, SET	1
90	----	11435	INSERT THREAD	8
91	----	11014	LOCKWASHER	1
92	----	22697	CAPSCREW (NOT SHOWN)	5
93	23144	23144	ADAPTER - MOTOR	1
94	23081	23081	COUPLING HALF-WINCH	1
95	----	23142	COUPLING HALF-MOTOR	1
96	23078	23078	SPACER - CONSTANT	1
97	13424	13424	ROLLER, CHAIN	1
98	----	22704	CAPSCREW	4
99	----	13413	CAPSCREW (NOT SHOWN)	4
100	----	18003	LOCKWASHER	4
101	----	11026	LOCKWASHER (NOT SHOWN)	4
102	----	23183	SPACER - VARIABLE	2
103	----	22703	CAPSCREW	4
104	----	23353	SPRING - SPACER	1
105	61344	61344	HYD MOTOR ADY. KIT, 20,000# WINCH (ITEMS 106-117)	1
106	23144	23144	ADAPTER, MOTOR	1
107	23081	23081	COUPLING HALF, WINCH	1
108	110448	23142	COUPLING HALF, MOTOR	1
109	23078	23078	SPACER, CONSTANT	1
110	13424	13424	CHAIN ROLLER	1
111	----	----	CAPSCREW	4
112	----	----	CAPSCREW	4
113	----	27152	LOCKWASHER	4
114	----	11026	LOCKWASHER	4
115	110451	23183	SPACER	1
116	----	----	CAPSCREW	4
117	110452	23353	SPRING SPACER	1
118	125684	----	HANDLE ASSEMBLY (NOT SHOWN)	1

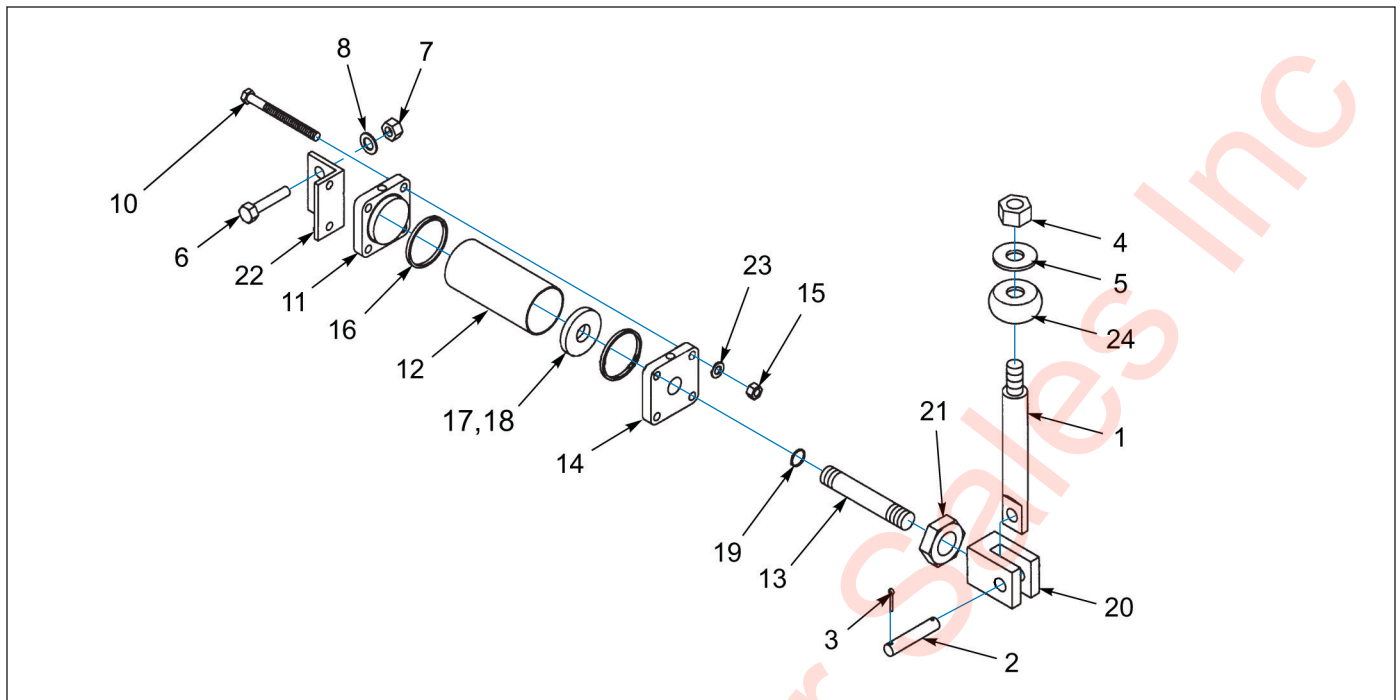


Figure 1-60: Winch - Air Shift Cylinder

## Winch - Air Shift Cylinder

ITEM	PART NUMBER	REFERENCE NO.	DESCRIPTION	QTY.
	107368	----	CYLINDER, AIR W/ BRACKET (ITEMS 2, 3 & 6-23)	
1	107369	----	LEVER WINCH FREE SPOOL	1
2	----	1976	PIN	1
3	----	2356	COTTER PIN	1
4	1-512-010007-05	1-512-010007-05	NUT, HEX 1/4-20 GRB	1
5	1-861-010034-09	1-861-010034-09	WASHER, SPLIT LOCK 1/4	1
6	1-654-010055-01	1-654-010055-01	SCREW, HEX HEAD CAP 1/2-13 X 1 GR5	2
7	1-512-010005-09	1-512-010005-09	NUT, HEX LOCK 1/2-13 GRB	2
8	1-861-010032-14	1-861-010032-14	WASHER, FLAT 1/2	2
9	C2001	C2001	CYLINDER (ITEMS 10-23)	1
10	----	1128	CAPSCREW49	4
11	----	1272	REAR COVER PLATE	1
12	----	1277	TUBE	1
13	----	2388	PISTON ROD	1
14	----	1271	FRONT COVER PLATE	1
15	----	1723	NUT	4
16	----	1274	BACK-UP-RING	2
17	----	1275	O-RING	1
18	----	1273	PISTON	1
19	----	1276	O-RING	1
20	1974	1974	CLEVIS	1
21	----	1224	NUT	1
22	2389	2389	BRACKET	1
23	----	1766	LOCKWASHER	4
24	3-150-010186	3-150-010186	BUSHING WINCH REMOTE LEVER	1
25	----	3109	O-RING KIT FOR CYLINDER	REF

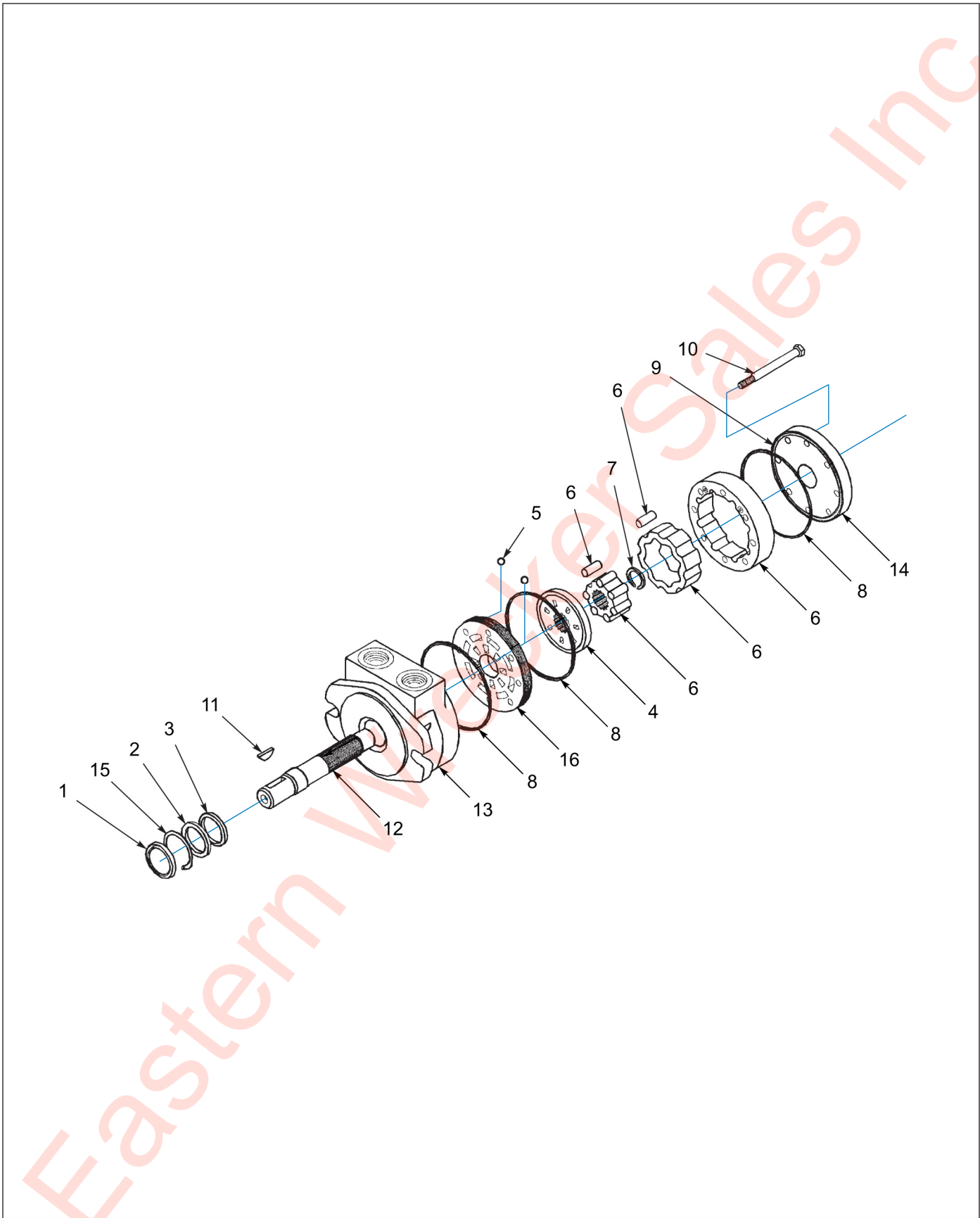
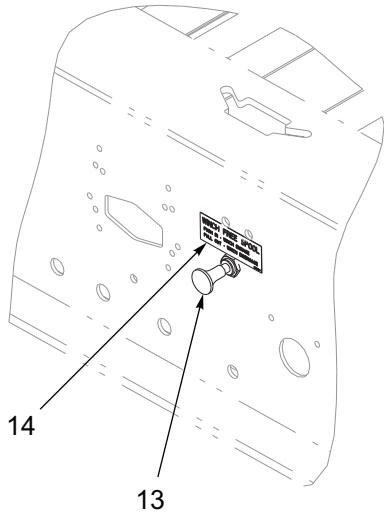


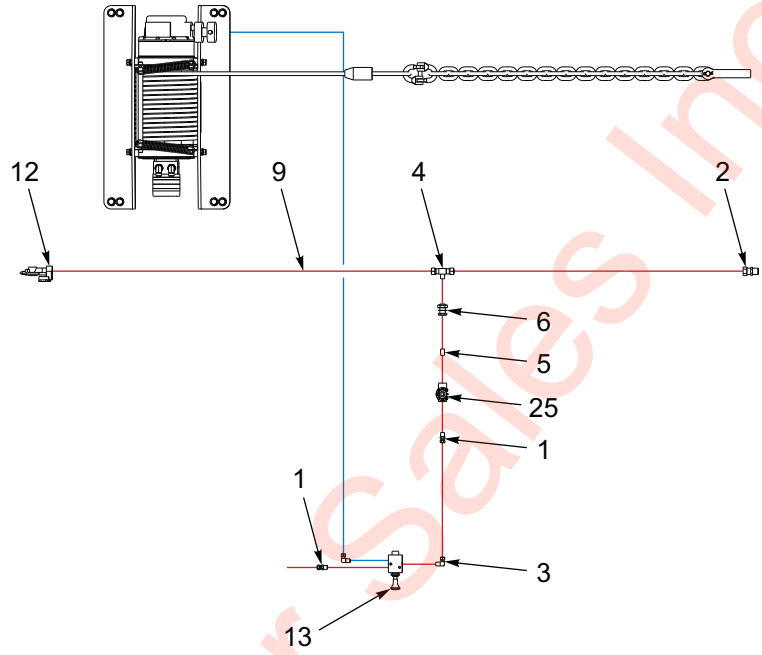
Figure 1-61: Winch - Motor Assembly

## Winch - Motor Assembly

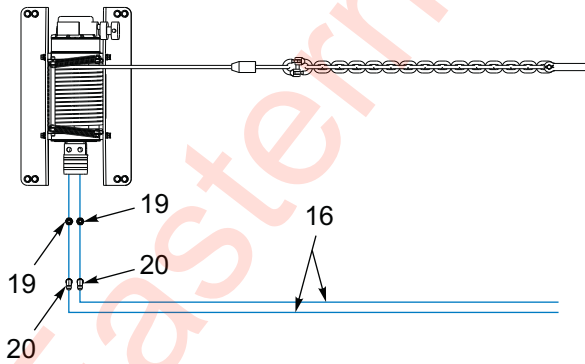
ITEM	PART NUMBER	REFERENCE NO.	DESCRIPTION	QTY.
	3-481-010006	----	MOTOR, HYDRAULIC - 12K WINCH	
	3-481-010006FI	----	FIELD INSTALLATION KIT - 12K WINCH	
	3-481-010007	----	MOTOR, HYDRAULIC - 20K WINCH	
	3-481-010007FI	----	FIELD INSTALLATION KIT - 20K WINCH	
1	----	2183	SEAL DUST	1
2	----	2177	BACK-UP RING	1
3	----	2175	SEAL LIP	1
4	----	1644	ROTARY VALVE	1
5	----	1021	CHECK VALVE BALL	2
6	----	1004-6	IGR ASSEMBLY - 20K WINCH	1
6	----	1004-3	IGR ASSEMBLY - 12K WINCH	1
7	----	1296	SNAP RING	1
8	1046	1046	SQUARE RING SEAL	3
9	----	1019-4	PLUG VENT W/O-RING	1
10	----	1014-4	BOLTS HEX - 20K WINCH	8
10	----	1114-5	BOLTS HEX - 12K WINCH	8
11	----	1655	KEY WOODRUFF	1
12	----	2265-6	SHAFTFOR - 20K WINCH	1
12	----	2109-3	SHAFTFOR - 12K WINCH	1
13	----	M110AB-4	BODY/BEARING ASSEMBLY - 20K WINCH	1
13	----	PA-2328-2	BODY/BEARING ASSEMBLY - 12K WINCH	1
14	----	M110C-1	COVER/BEARING ASSEMBLY	1
15	----	2180	SNAP RING SHAFT	1
16	----	1865	COMMUTATOR PLATE	1
17	2263	2263	SEAL KIT BODY (NOT SHOWN)	1
17	----	2480	SEAL KIT BODY VITON (NOT SHOWN)	1



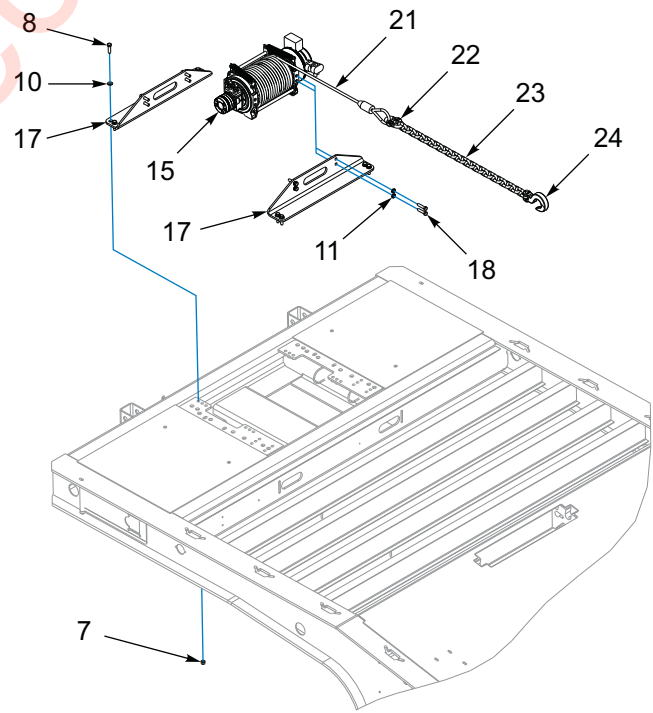
**SWITCH LOCATIONS**



**AIR & ELECTRICAL SYSTEM**



**HYDRAULIC SYSTEM**



**GENERAL ASSEMBLY**

**Figure 1-62: Winch Installation - 12K (WARN)**

## Winch Installation - 12K (WARN)

ITEM	PART NUMBER	DESCRIPTION	QTY.
	196817	WINCH INSTL 12K WARN 900	
1	1-297-010007-05	FITTING, AIR, 1/4TUBEX1/4NPT	2
2	1-297-010007-15	FITTING AIR 1/2 TUBE X 3/8NPT	1
3	1-297-010008-07	FITTING AIR 90 1/4TUBEX1/4NPT	2
4	1-297-010015-09	FITTING,AIR,BR TEE 1/2T-1/4P	1
5	1-297-010020-02	FITTING,BRS PIPE,CL NIP 1/4	1
6	1-297-010022-02	FITTING,AIR ANCHR CPLG,1/4NPT	1
7	1-512-010005-09	NUT,HEX,SLFLKG, 1/2-13 GRB	8
8	1-654-010055-04	SCREW,HEX CAP,1/2-13UNCX1-3/4	8
9	1-833-010003	TUBING NYLON 1/2 OD	20
10	1-861-010032-14	WASHER, FLAT 1/2" N ZP/CD	8
11	1-861-010034-13	WASHER, LKG HLCL SPR, 1/2	8
12	108801	GLAD HAND-RED-AIR	1
13	134657	VALVE AIR 3WAY/2POS 1/4NPT	1
14	135184	DECAL, WINCH FREE SPOOL	1
15	166421	WINCH 12M WARN W/LW&RMTC	1
16	174188	HOSE ASSY 1/2X182 SAE37 STR90	2
17	196818	BRACKET FRONT 12K WARN	2
18	198996	SCREW M12-1.75X50 HCS8.8ZP FUL	8
19	202702-10-8S	ADAPTER, #10 O-RING #8 TUBE	2
20	2071-8-8S	ADAPTER90 #8 FLR SWIVEL #8JIC	2
21	3-155-010017-4	CABLE, 1/2 X 85' LENGTH	1
22	3-174-010038	CHAIN LINK CONNECTING 1/2	1
23	3-174-010039036	CHAIN 1/2X36" GRD 7 21LINKS	1
24	7HCGHT500	HOOK CLEVIS GRAB 1/2 GR70	1
25	905-54-107	BRAKE PROTECTION VALVE	1

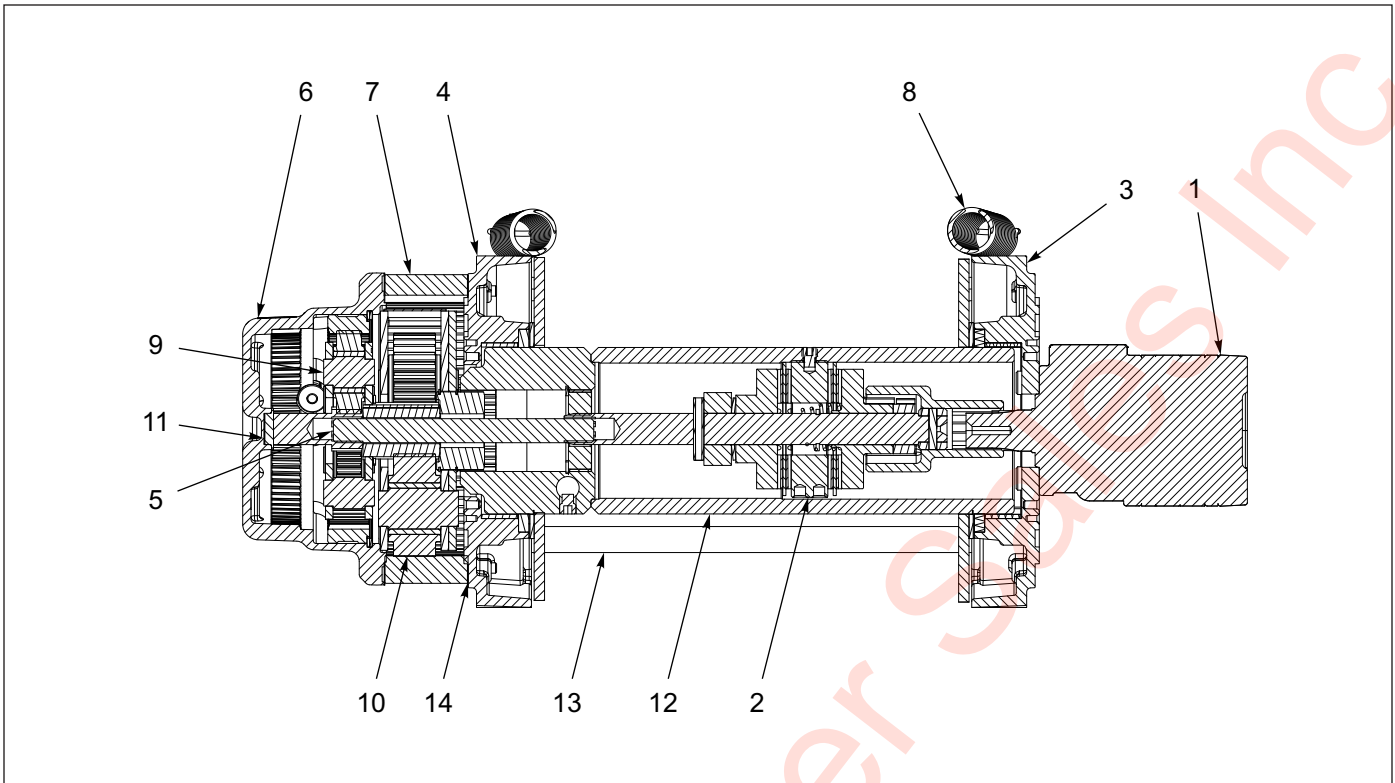


Figure 1-63: Winch Items - 12K (WARN)

## Winch Items - 12K (WARN)

ITEM	PART NUMBER	DESCRIPTION	QTY.
	166421	WINCH, 12M WARN W/LW & RMTC	
1	194305	MOTOR HYD 5.0CL	1
2	194306	BRAKE ASSEMBLY	1
3	194307	DRUM SUPPORT, MOTOR	1
4	194308	DRUM SUPPORT, GEAR END	1
5	194309	DRIVE SHAFT, HEX	1
6	194310	END HSG ASSY AIR	1
7	194117	GEAR RING	1
8	194118	SPRING EXTENSION, TENSIONER	2
9	194119	CARRIER, STAGE 2 M12000	1
10	194120	CARRIER, STAGE 3 4340	1
11	194121	GEAR, 15T	1
12	194122	DRUM ASSEMBLY	1
13	194123	TIE ROD	3
14	194124	GASKET, RING GEAR	2





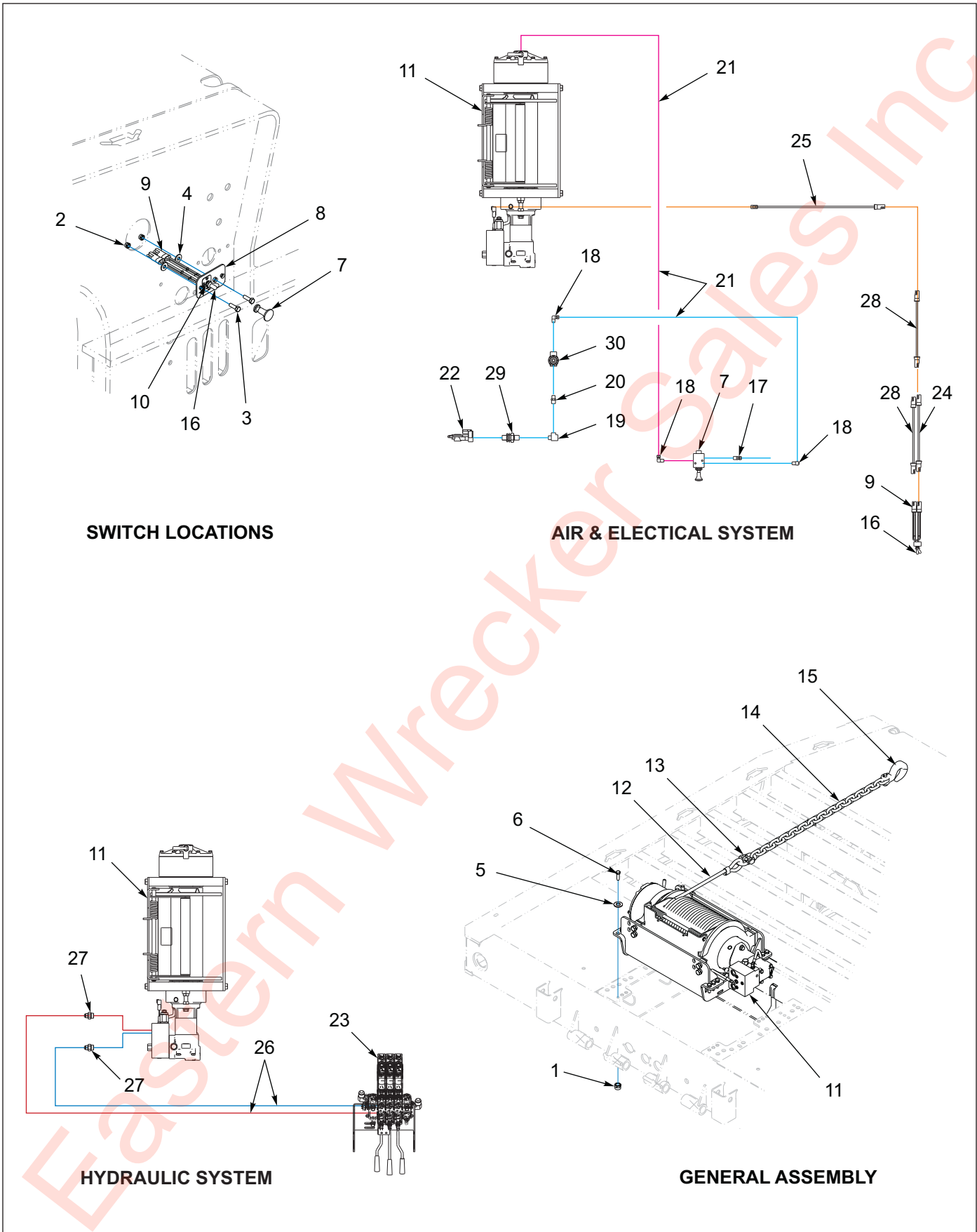


Figure 1-64: Winch Installation - 20K 2 Speed (WARN)

## Winch Installation - 20K 2 Speed (WARN)

ITEM	PART NUMBER	DESCRIPTION	QTY.
	178383	WINCH INSTL 20KWARN 2SP 900STD	
1	1-512-010002-09	NUT,HEX SLFLKG,1/2-13,GR C,ZP	1
2	1-512-010005-03	NUT HEX SLFLKG GRB 5/16-18	2
3	1-654-010049-05	SCREW HX CP 5/16-18UNCX1 GR5	3
4	1-861-010032-09	WASHER, FLAT 5/16 W ZP/CD	4
5	1-861-010032-14	WASHER, FLAT 1/2" N ZP/CD	5
6	108439	SCREW HX CP 1/2-13UNCX1-1/2G8	6
7	134657	VALVE, AIR 3WAY/POS, 1/4NPT	7
8	137987	MOUNT ELECTRIC SWITCH 410	8
9	150117	SWITCH ASSY LIGHT GROTE	9
10	174043	DECAL, WINCH, HI/LO	10
11	174553	WINCH ASSY WARN 20K 2 SPEED	11
12	3-155-010018-6	CABLE 5/8 W/LOOP 85FT	12
13	3-174-010038	CHAIN LINK CONNECTING 1/2	13
14	3-174-010039036	CHAIN 1/2X36" GRD 7 21LINKS	14
15	7HCGHT500	HOOK CLEVIS GRAB 1/2	15
16	81264	RUBBER BOOT FOR ELECT SWITCH	16
17	1-297-010007-05	FITTING, AIR, 1/4TUBEX1/4NPT	17
18	1-297-010008-07	FITTING AIR 90 1/4TUBEX1/4NPT	18
19	1-297-010018-03	FITTING,3/8 BRASS PIPE,ST TEE	19
20	1-297-010019-05	FITTING,BRS PIPE,HX 3/8X1/4	20
21	1-833-010001	TUBING NYLON 1/4 OD	21
22	108801	GLAD HAND-RED-AIR	22
23	139525	VALVE ASSY 3-SPOOL 400	23
24	150111	HARNESS 300 IN MALE.FEMALE	24
25	164053	HARNESS,102"BRANCH,WORK LIGHT	25
26	174188	HOSE ASSY 1/2X182 SAE37 STR90	26
27	202702-10-8S	ADAPTER, #10 O-RING #8 TUBE	27
28	3-368-010252	HARNESS ASSY BKHD LIGHT EXT	28
29	55B61	FRAME UNION	29
30	905-54-107	BRAKE PROTECTION VALVE	30

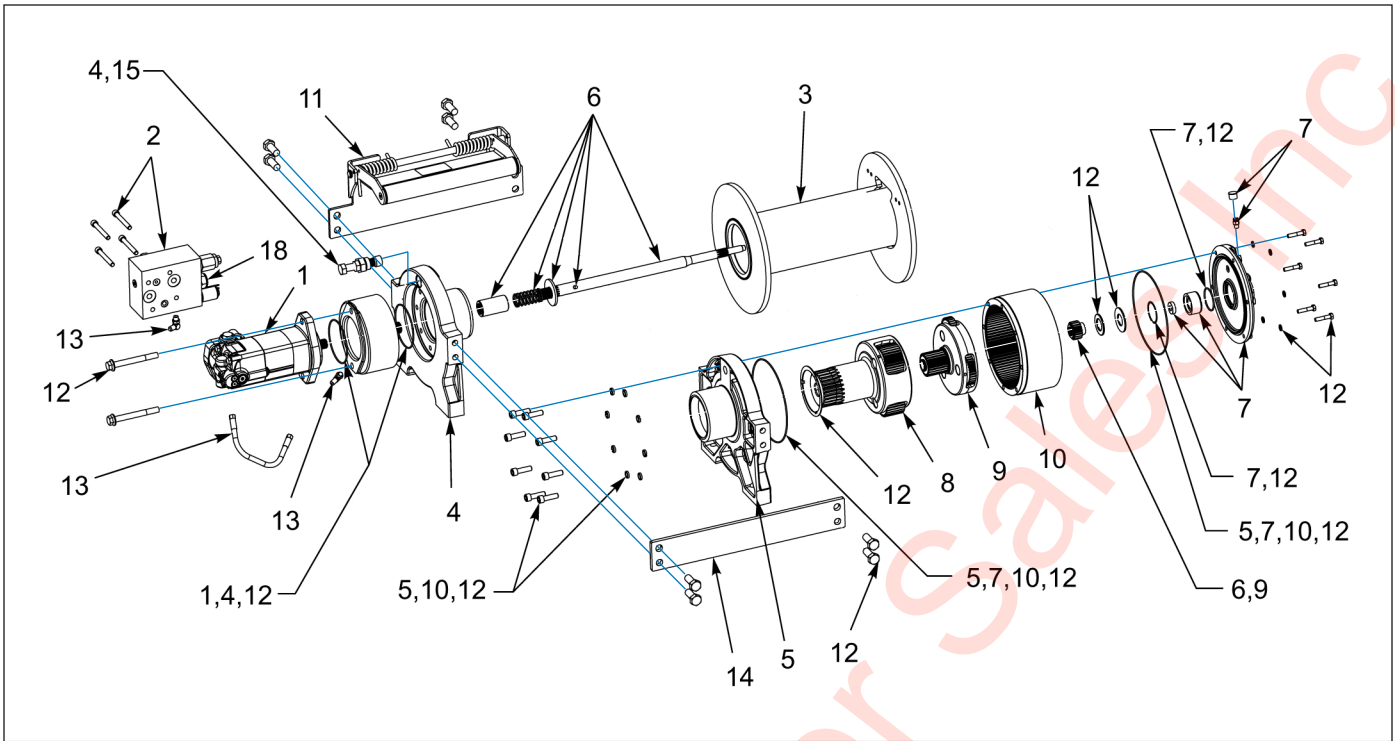


Figure 1-65: Winch Items - 20K 2 Speed (WARN)

## Winch Items - 20K 2 Speed (WARN)

ITEM	PART NUMBER	DESCRIPTION	QTY.
	167521	WINCH, 20K WARN 2 SPEED	
1	178718	SERVICE KIT, MOTOR HYD 11.9 CI-SPD	1
2	178715	SERVICE KIT, MANIFOLD HYDRAULIC	1
3	162208	SERVICE KIT, DRUM ASSEMBLY 20K LONG	1
4	178999	SERVICE KIT, DRUM RETARDER DRUM SUPPORT	1
5	162210	SERVICE KIT, DRUM SUPPORT GEAR END	1
6	162211	SERVICE KIT, DRIVESHAFT LONG	1
7	162941	SERVICE KIT, END HOUSING ASSEMBLY AIR	1
8	162213	SERVICE KIT, CARRIER STAGE 2-6.0-4.75	1
9	162214	SERVICE KIT, STAGE 1-6.0-4.75	1
10	162215	SERVICE KIT, RING GEAR	1
11	162216	SERVICE KIT, TENSIONER LONG	1
12	179000	SERVICE KIT, HARDWARE SEAL	1
13	162218	SERVICE KIT, HOSE HYDRAULIC	1
14	162219	SERVICE KIT, TIE PLATE LONG	1
15	179001	SERVICE KIT, DRUM RETARDER	1
16	162220	SERVICE KIT, WIRE ROPE ASSEMBLY 9/16 X 245'	1
17	162207	SERVICE KIT, BRAKE ASSEMBLY	1
18	199104	SOLENOID FOR 2SP WARN, 20K-30K	1
19	201642	SOLENOID COIL	1
20	201643	OVERCENTER VALVE	1
21	201644	O-RING	2
22	201645	O-RING	2
23	201650	SET SCREW	2



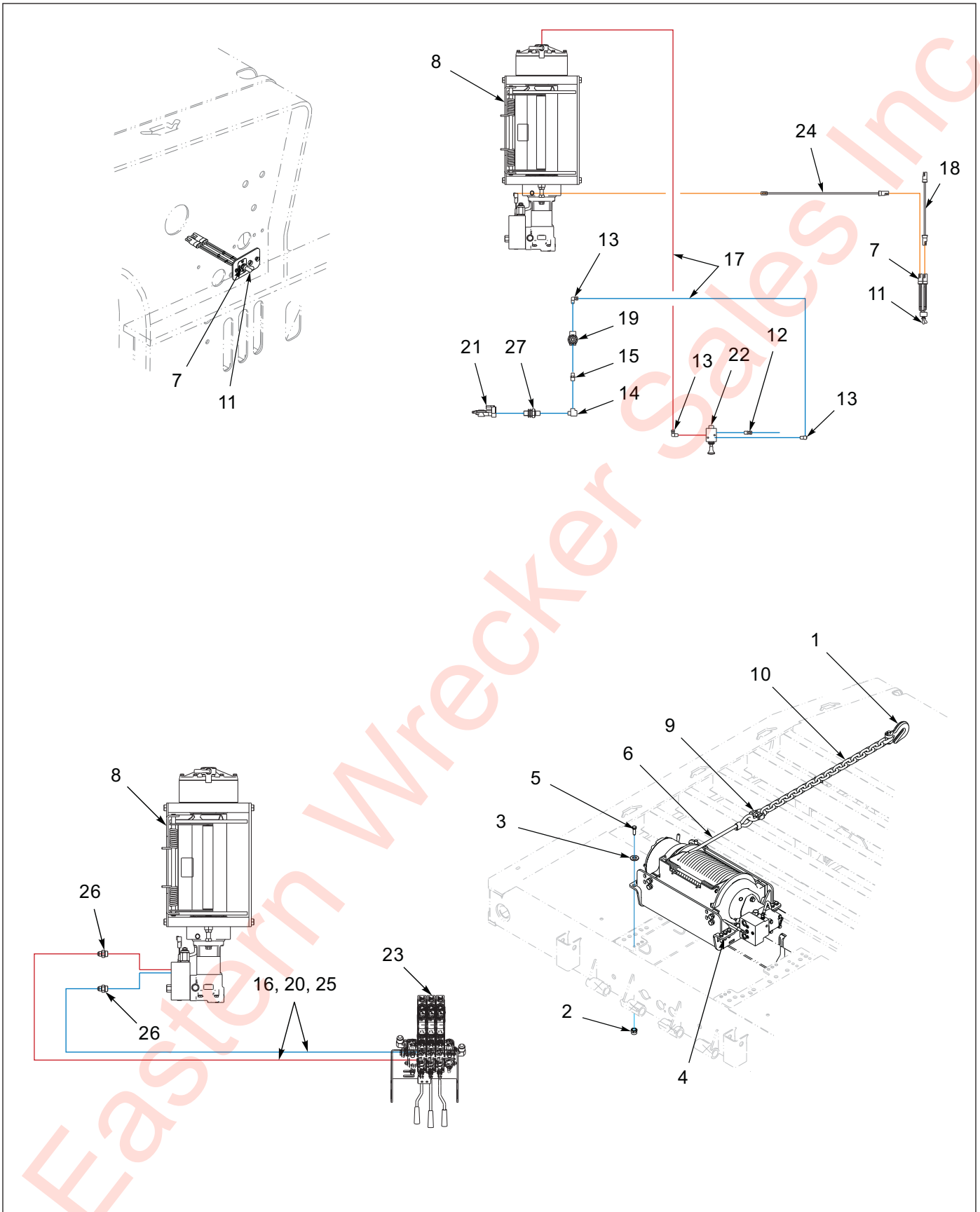


Figure 1-66: Winch Installation - 30K 2 Speed (WARN)

## Winch Installation - 30K 2 Speed (WARN)

ITEM	PART NUMBER	DESCRIPTION	QTY.
	172878	WINCH INSTL 30K WARN 2 SPD AIR	
1	1-382-010035-06	HOOK,CLEVIS GRAB 5/8 GRD80	1
2	1-512-010002-09	NUT,HEX SLFLKG,1/2-13,GR C,ZP	12
3	1-861-010032-14	WASHER, FLAT 1/2" N ZP/CD	12
4	116378	SPACER, WINCH	8
5	122726	SCREW HX CP 1/2-13UNCX3-3/4G8	12
6	132833	CABLE ASSY 5/8X85FLEX-X9	REF
7	150117	SWITCH ASSY LIGHT GROTE	REF
8	174552	WINCH ASSY WARN 30K	1
9	3-174-010059	CHAIN LINK CONNECTING 5/8	1
10	3-174-010060036	CHAIN 5/8X36IN GRADE 80	1
11	81264	RUBBER BOOT FOR ELECT SWITCH	REF
12	1-297-010007-05	FITTING, AIR, 1/4TUBEX1/4NPT	1
13	1-297-010008-07	FITTING AIR 90 1/4TUBEX1/4NPT	3
14	1-297-010018-03	FITTING,3/8 BRASS PIPE,ST TEE	REF
15	1-297-010019-05	FITTING,BRS PIPE,HX 3/8X1/4	1
16	1-397-010302220	HOSE ASSY,1/2X220,SAE37,STR90	REF
17	1-833-010001	TUBING NYLON 1/4 OD	REF
18	3-368-010252	HARNESS ASSY BKHD LIGHT EXT	1
19	905-54-107	BRAKE PROTECTION VALVE	1
20	101014	HOSE ASSY,1/2X248,SAE37,STR90	REF
21	108801	GLAD HAND-RED-AIR	1
22	134657	VALVE AIR 3WAY/2POS 1/4NPT	REF
23	139525	VALVE ASSY 3-SPOOL 400	1
24	164053	HARNESS,102"BRANCH,WORK LIGHT	1
25	174188	HOSE ASSY 1/2X182 SAE37 STR90	REF
26	202702-10-8S	ADAPTER, #10 O-RING #8 TUBE	2
27	55B61	FRAME UNION	REF

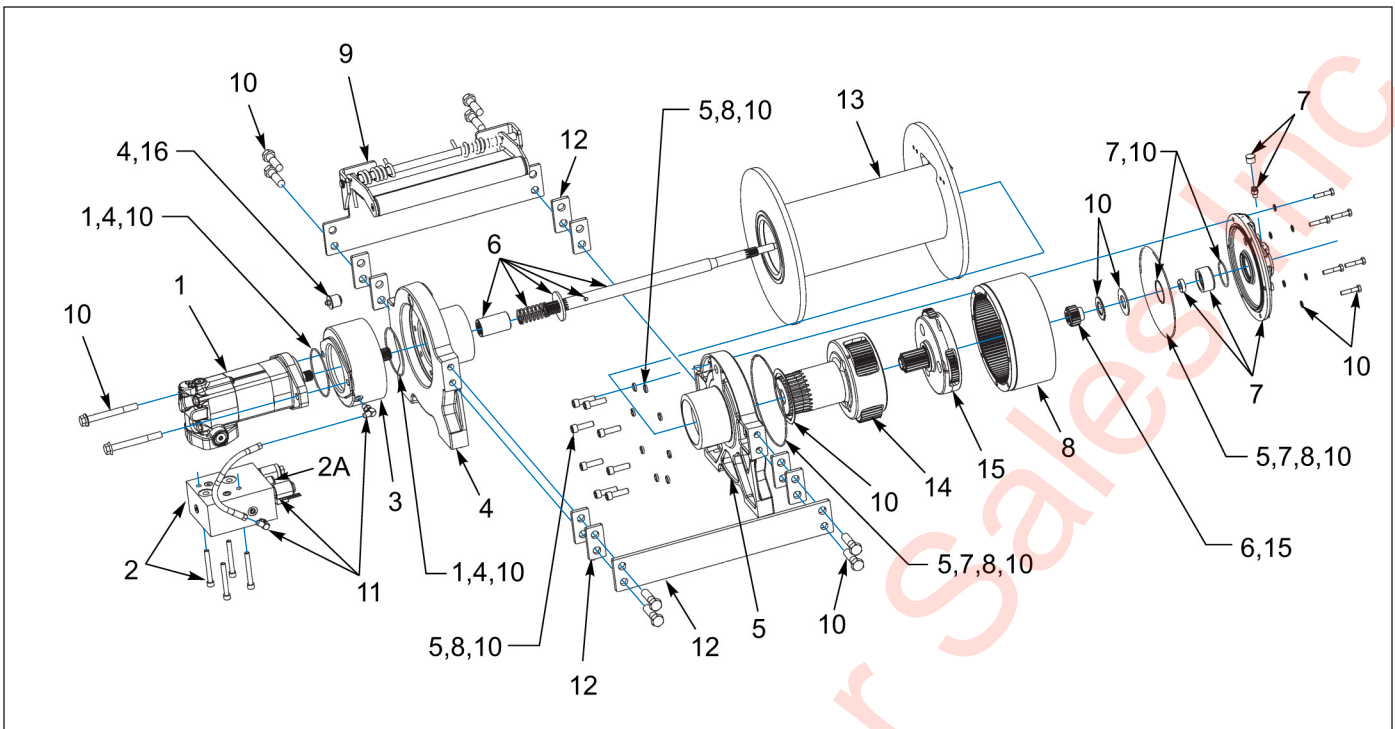


Figure 1-67: Winch Items - 30K 2 Speed (WARN)

## Winch Items - 30K 2 Speed (WARN)

ITEM	PART NUMBER	DESCRIPTION	QTY.
	172877	WINCH, 30K WARN AIR KICKOUT	
1	178714	SERVICE KIT - MOTOR HYDRAULIC 14.9CI	1
2	178715	SERVICE KIT - MANIFOLD HYDRAULIC	1
3	162207	SERVICE KIT - BRAKE ASSEMBLY	1
4	178716	SERVICE KIT - DRUM SUPPORT, MOTOR END RETARDER	1
5	162210	SERVICE KIT - DRUM SUPPORT, GEAR END	1
6	162211	SERVICE KIT - DRIVE SHAFT, LONG	1
7	162941	SERVICE KIT - END HSG ASSY AIR	1
8	162215	SERVICE KIT - RING GEAR	1
9	162216	SERVICE KIT - TENSIONER LONG	1
10	162217	SERVICE KIT - HARDWARE SEAL	1
11	162218	SERVICE KIT - HOSE HYDRAULIC	1
12	162219	SERVICE KIT - TIE PLATE LONG	1
13	162942	SERVICE KIT - DRUM ASSEMBLY 30K LONG	1
14	162943	SERVICE KIT - CARRIER, STAGE 2 6.0-6.0	1
15	162944	SERVICE KIT - CARRIER, STAGE 1 6.0-6.0	1
16	178717	SERVICE KIT - EXPANSION PLUG 1" RUBBER	1
17	162945	WIRE ROPE ASSEMBLY 5/8 EIPS X 245 FT (NOT SHOWN)	1
18	199104	SOLENOID FOR 2SP WARN, 20K-30K	1
19	201642	SOLENOID COIL	1
20	201643	OVERCENTER VALVE	1
21	201644	O-RING	2
22	201645	O-RING	2
23	201650	SET SCREW	2



# Landing Gear

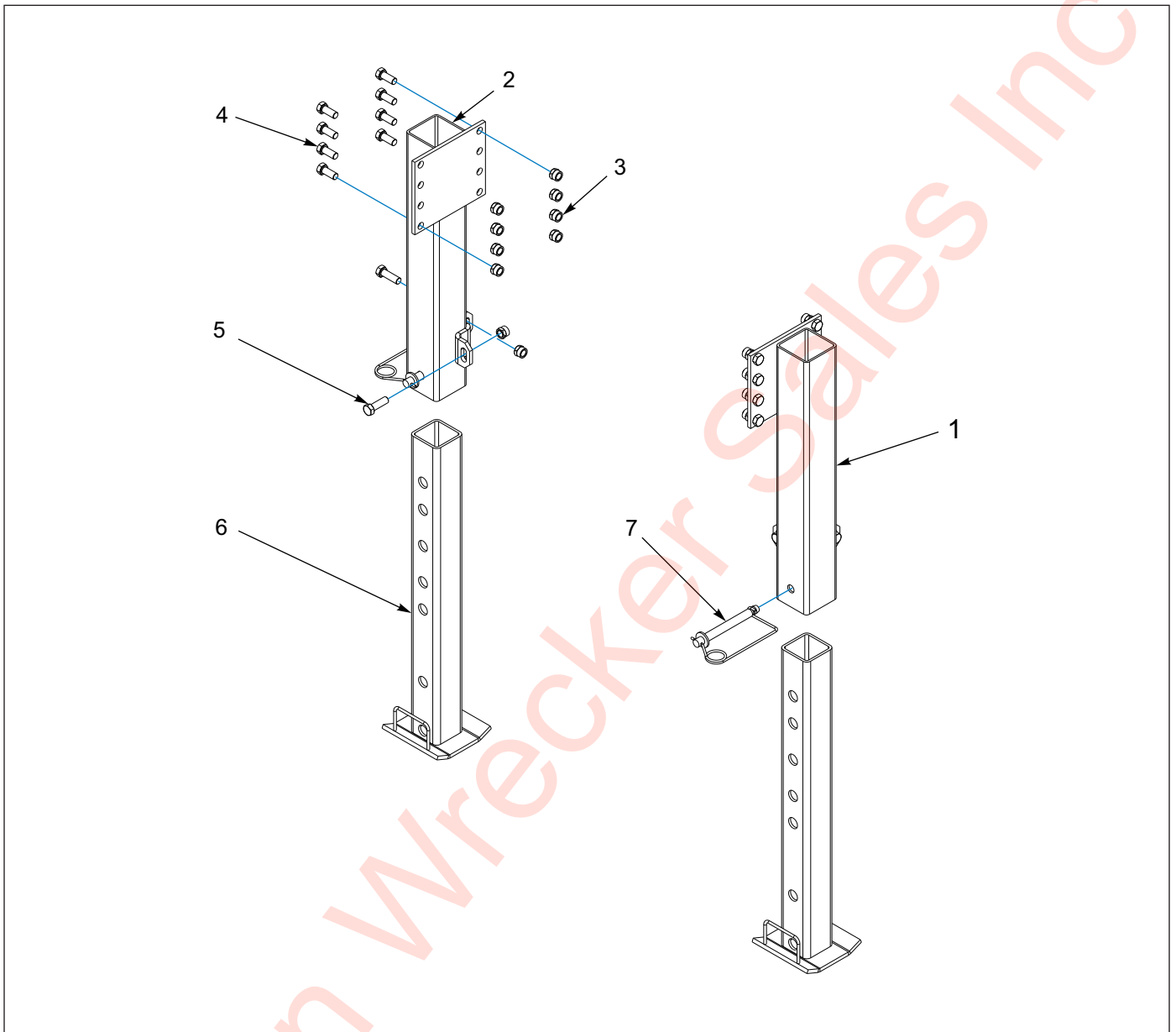


Figure 1-68: "Bolt On" Park Stand

## "Bolt On" Park Stand

ITEM	PART NUMBER	DESCRIPTION	QTY.
	104243	PARK STAND INSTALLATION, BOLT-ON	
1	112678	PARK STAND WELDMENT, LH FRONT PIN	1
2	112679	PARK STAND WELDMENT, RH FRONT PIN	1
3	1-512-010005-13	NUT, HEX LOCK 5/8-11 GRB	20
4	1-654-010059-03	SCREW, HEX HEAD CAP 5/8-11 X 1-1/2 GR5	16
5	1-654-010059-05	SCREW, HEX HEAD CAP 5/8-11 X 2 GR5	4
6	3-725-010058	STAND, PARK INSIDE WELDMENT	2
7	346SL	LOCK HITCH PIN	2

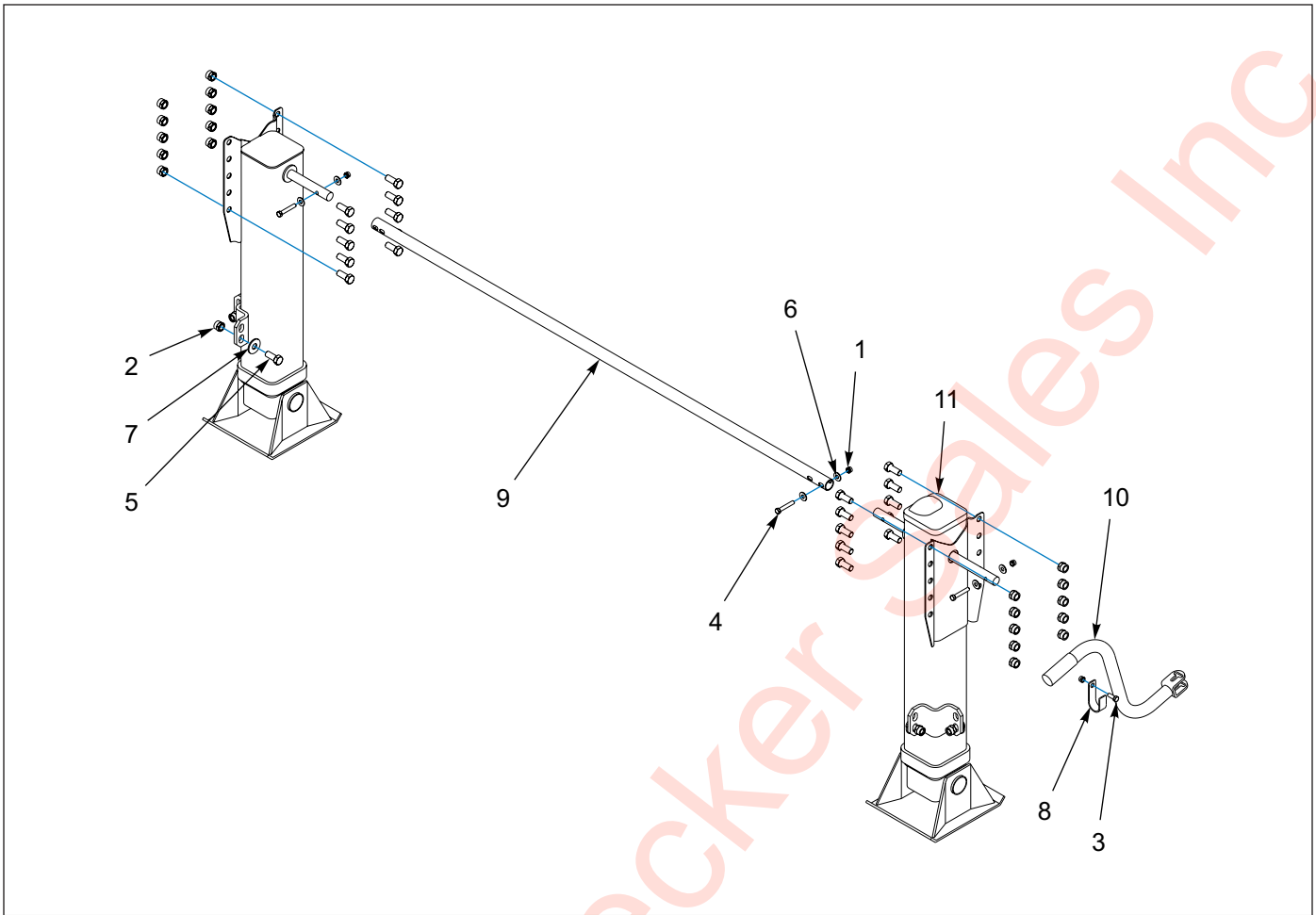


Figure 1-69: Jost 410

## Jost 410

ITEM	PART NUMBER	DESCRIPTION	QTY.
	117558	LANDING GEAR INSTALLATION	
1	1-512-010005-05	NUT, HEX LOCK 3/8-16 GRB	4
2	1-512-010005-13	NUT, HEX LOCK 5/8-11 GRB	24
3	1-654-010051-05	SCREW, HEX HEAD CAP 3/8-16 X 1 GR5	1
4	1-654-010051-10	SCREW, HEX HEAD CAP 3/8-16 X 2-1/4 GR5	3
5	1-654-010059-03	SCREW, HEX HEAD CAP 5/8-11 X 1-1/2 GR5	24
6	1-861-010032-11	WASHER, FLAT 3/8W	6
7	1-861-010032-19	WASHER, FLAT 5/8W	4
8	117559	CLIP, LANDING GEAR HANDLE	1
9	117561	CROSS-SHAFT LANDING GEAR	1
10	119949	HANDLE, CRANK 2 SPEED LANDING GEAR	1
11	139256	LANDING GEAR WELDMENT 2 SPEED	1



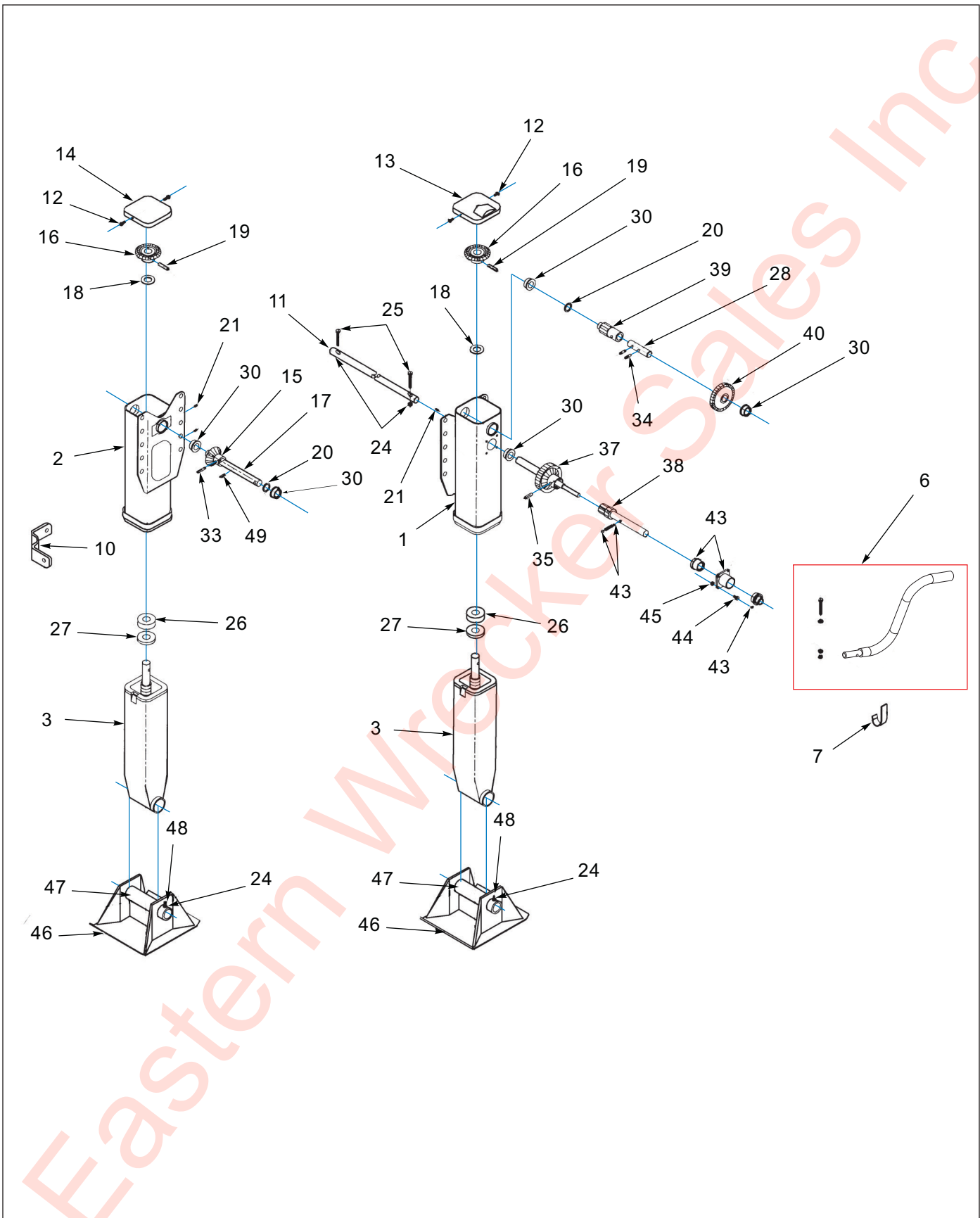


Figure 1-70: Jost #A401T19

## Jost #A401T19

ITEM	PART NUMBER	DESCRIPTION	QTY.
	116800	LANDING GEAR JOST #A401T19	
1	----	OUTER HOUSING - 2 SPEED	1
2	----	OUTER HOUSING - 1 SPEED	1
3	----	INNER LEG ASSEMBLY - STANDARD	2
6	109161	CRANK 930 MODIFICATION	1
7	109711	CRANK HANGER	1
10	109712	BRACE LUG - W	2
11	----	INTERMEDIATE CROSS SHAFT	1
12	----	COVER SCREW	4
13	----	COVER - 2 SPEED	1
14	----	COVER - 1 SPEED	1
15	----	PINION GEAR	1
16	----	BEVEL GEAR	2
17	----	PINION SHAFT - 1 SPEED	1
18	----	THRUST WASHER	2
19	----	GROOVED PIN	2
20	----	SPACER WASHER	2
21	----	GREASE FITTING	4
23	----	STRUT BRACE <b>(NOT SHOWN)</b>	4
24	A10038.7	SELF LOCKING NUT	2
25	----	CROSS SHAFT BOLT - 3/8 X 2 GR5	2
26	----	THRUST BEARING	2
27	----	COLLAR	2
28	----	OUTPUT SHAFT	1
30	----	BUSHING	5
33	----	ROLL PIN 3/8 X 1-1/2	1
34	----	SPIRAL PIN	2
35	----	ROLL PIN - 3/8 X 1-3/4	1
36	----	OUTPUT CLUSTER SHAFT	1
37	----	OUTPUT CLUSTER GEAR	1
38	----	INPUT GEAR SHAFT	1
39	----	OUTPUT SPUR GEAR	1
40	----	INPUT SPUR GEAR	1
43	163502	SHIFT HOUSING SERVICE KIT	1
44	----	SHIFT HOUSING BOLT	4
45	----	SELF LOCKING NUT	4
46	C10256	SHOE - 10 X 10 X 4-1/2	2
47	114983	SHOE AXLE	2
48	A10037.3	HEX HEAD BOLT	2
49	----	ROLL PIN - 1/4 X 1-1/4	1
50	137974	RH LANDING LEG ASSEMBLY <b>(NOT SHOWN)</b>	REF
50	225284	LH LANDING LEG ASSEMBLY <b>(NOT SHOWN) (NON GEAR)</b>	REF

# Scales - Options

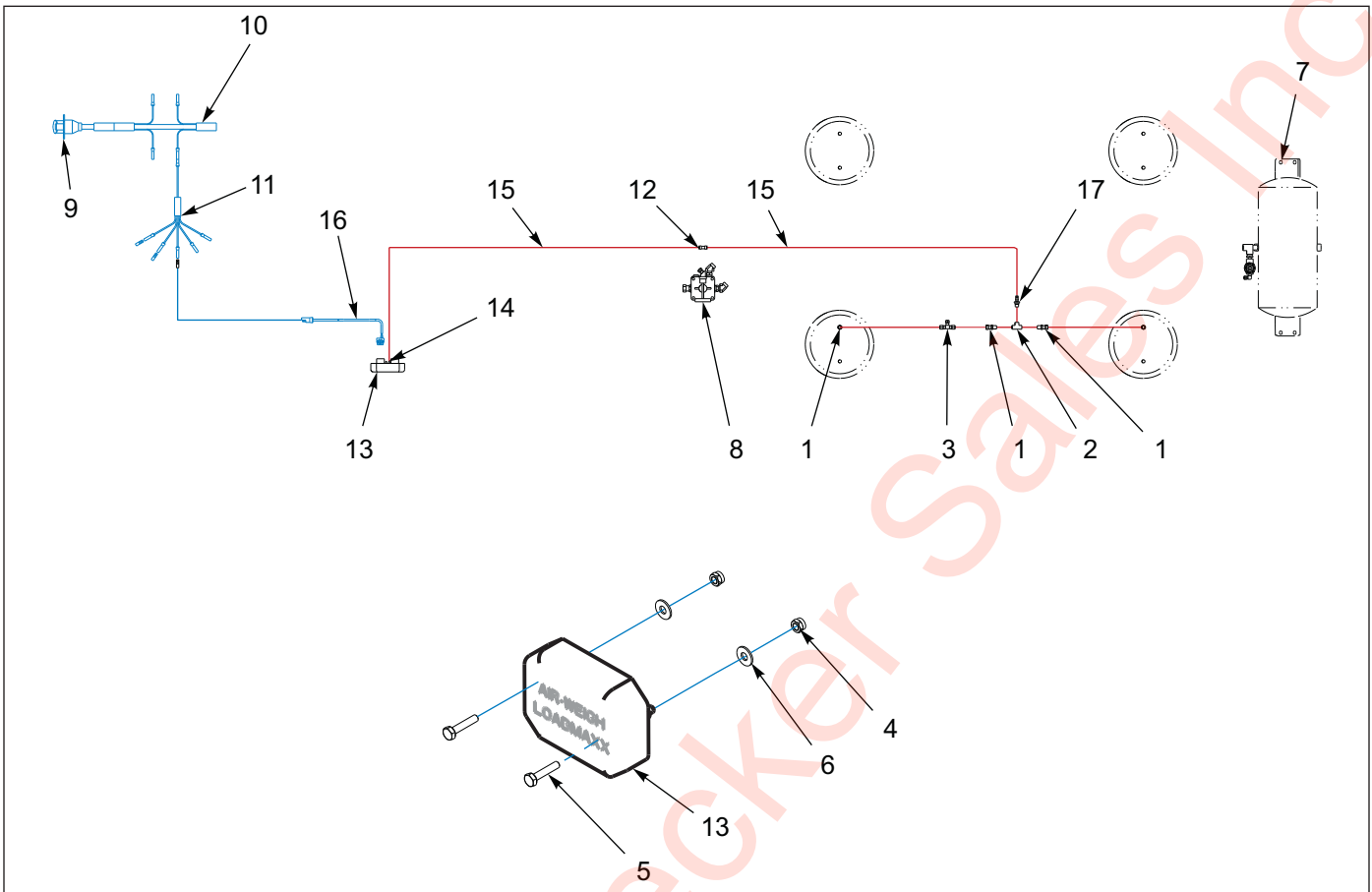


Figure 1-71: Loadmax System

## Loadmax System

ITEM	PART NUMBER	DESCRIPTION	QTY.
	175358	SCALE INSTALLATION, QUICKLOAD SYSTEM	
1	1-297-010007-11	FITTING AIR	2
2	1-297-010009-02	FITTING, AIR PIPE TEE	1
3	1-297-010010-04	FITTING AIR UNION TEE	REF
4	1-512-010005-01	NUT HEX LOCK 1/4-20 GRB	REF
5	1-654-010047-07	SCREW, HEX HEAD CAP 1/4-20 X 1-1/4 GR5	REF
6	1-861-010032-07	WASHER, FLAT 1/4	REF
7	-----	SUSPENSION, AIR RLU A/R	REF
8	141607	AIR BOOSTER VALVE ASSEMBLY (SEE PAGE 1-38)	REF
9	143100	HARNES, 7 WAY RECEPTACLE	REF
10	143101	HARNES, FRONT MAIN	REF
11	150093	HARNES, 5 AUXILIARY BRANCHES	REF
12	175359	UNION, AIR HOSE	1
13	175360	SCALE, AIR QL ,TRAVEL AXLE MODIFIED (ITEMS 14-17)	1
14	175363	SPRING HOSE CLAMP	1
15	175365	AIR LINE	1
16	184392	CABLE, TRAILER, POWER, BLUNT CUT, 15'	1
17	180221	HOSE BARB FITTING, BRASS	1

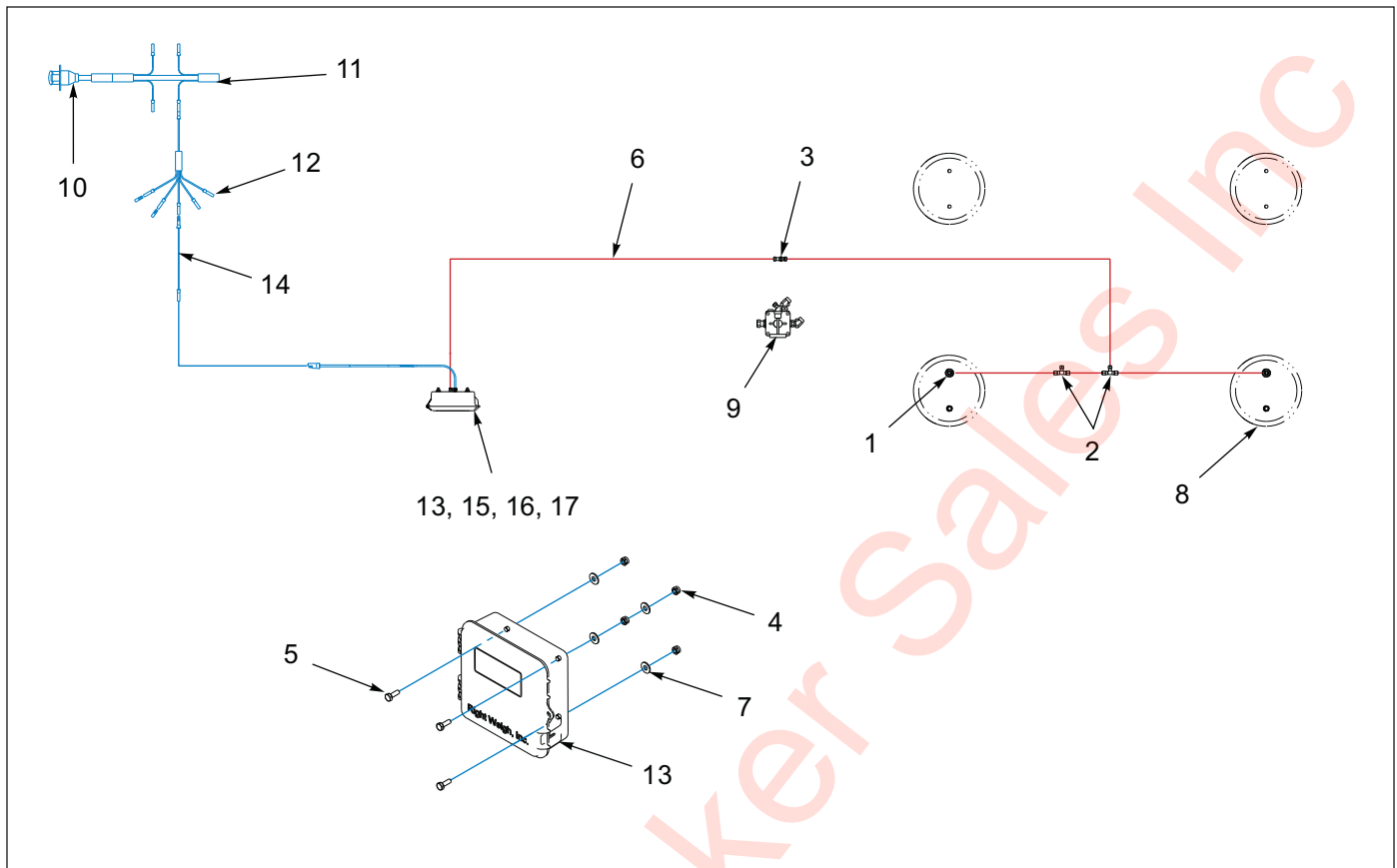


Figure 1-72: Right Weigh System

## Right Weigh System

ITEM	PART NUMBER	DESCRIPTION	QTY.
	170470	SCALE INSTALLATION, RIGHT WEIGH SYSTEM	
	205742	SCALE INSTALLATION, RIGHT WEIGH SYSTEM W/ BLUETOOTH	
1	1-297-010007-11	FITTING AIR	2
2	1-297-010010-04	FITTING AIR UNION TEE	REF
3	1-297-010014-02	FITTING, AIR	1
4	1-512-010005-01	NUT HEX LOCK 1/4-20 GRB	REF
5	1-654-010047-04	SCREW, HEX HEAD CAP 1/4-20 X 3/4 GR5	24
6	1-833-010001	TUBING NYLON 1/4 OD	AR
7	1-861-010032-07	WASHER, FLAT 1/4	REF
8	----	SUSPENSION, AIR RLU A/R	REF
9	141607	AIR BOOSTER VALVE ASSEMBLY (SEE PAGE 1-38)	REF
10	143100	HARNESS, 7 WAY RECEPTACLE	REF
11	143101	HARNESS, FRONT MAIN	REF
12	150093	HARNESS, 5 AUXILIARY BRANCHES	REF
13	170471	HARNESS ASSEMBLY, RIGHT WEIGH (USED W/ 170470)	1
13	205744	HARNESS ASSEMBLY, RIGHT WEIGH (USED W/ 205742)	1
14	3-368-010252	HARNESS ASSEMBLY, BULKHEAD LIGHT EXT	1
15	171159	DIGITAL SCALE (USED W/ 170470)	1
15	205747	DIGITAL SCALE W/ BLUETOOTH (USED W/ 205742)	1
16	171160	DIGITAL INSTALLATION KIT	1
17	171161	MOUNTING BOX, BRACKET, AND HARDWARE	1

# Bulkheads - Options

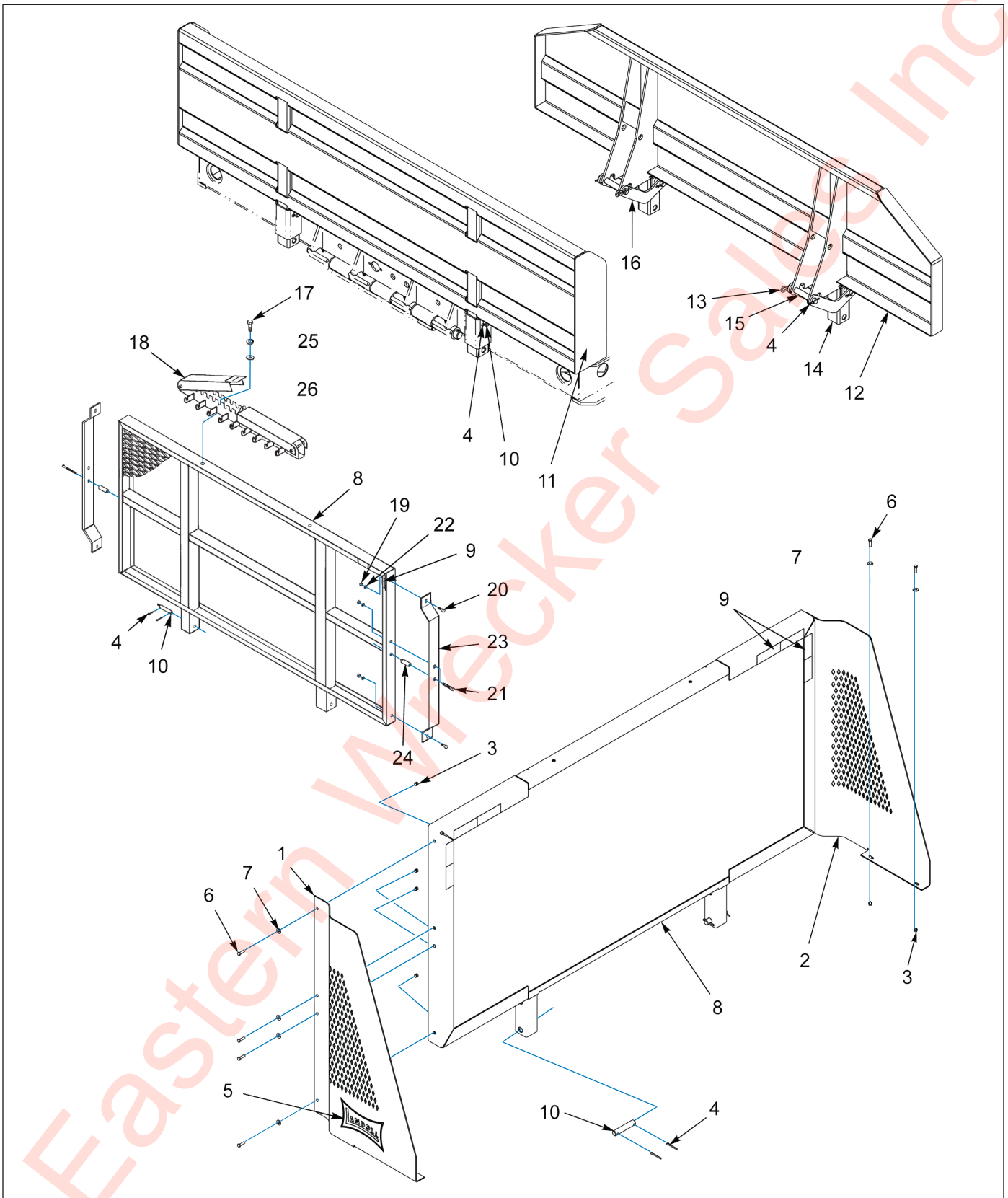


Figure 1-73: Bulkhead Assembly



## Bulkhead Assembly

ITEM	PART NUMBER	DESCRIPTION	QTY.	
	128414	BULKHEAD INSTALLATION, 400 (ITEMS 1-10)	*	
	134616	BULKHEAD INSTALLATION 26 X 102 (ITEMS 4, 9-11)	*	
	136848	EXTENSION INSTALLATION 16/24 (ITEMS 4 & 12-16)	*	
	B7-141-003	BULKHEAD CHAIN RACK INSTALLATION (ITEMS 6-7 & 17-18)	*	
	3-141-010121-21	BULKHEAD INSTALLATION (ITEMS 4, 8-10 & 19-24, REF. ONLY)	*	
	130895	BULKHEAD INSTALLATION, SPECIAL (ITEMS 1-10)	*	
	216921	ACCESSORY RACK INSTALLATION 48 X 51-1/2		*
1	128137	EXTENSION, BULKHEAD ALUM LH	1	--
1	128153	EXTENSION, BULKHEAD LH	1	--
2	128138	EXTENSION, BULKHEAD ALUM RH	1	--
2	128152	EXTENSION, BULKHEAD RH	1	--
3	1-512-010005-05	NUT, HEX LOCK 3/8-16	12	--
4	1-557-010362-63	COTTER PIN 1/4 X 2	4	4
5	153754	DECAL, BOW TIE BLACK (SEE PAGE 1-3)	2	--
5	153755	DECAL, BOW TIE WHITE (SEE PAGE 1-3)	2	--
6	1-654-010051-06	SCREW, HEX HEAD CAP 3/8-16 X 1-1/4 GR5	12	--
7	1-861-010032-11	WASHER, FLAT 3/8	12	--
8	3-141-010155	BULKHEAD WELDMENT 48 X 96	1	--
8	130896	BULKHEAD WELDMENT, SPECIAL (USED W/ 130895)	1	--
9	3-573-010378	DECAL, 2" REFLEXITE TAPE, WHITE	AR	49 IN
10	6-557-010163	PIN HITCH LEVEL LINK	2	3
11	134608	BULKHEAD WELDMENT 26 X 102	1	--
12	136849	BULKHEAD WELDMENT 16/24 X 102 2 POS	1	--
13	1-557-010014	PIN, HAIR 1/4	2	--
14	3-482-010249	MOUNT WELDMENT BULKHEAD	2	--
15	3-557-010380	PIN	6	--
16	3-755-010080	SUPPORT WELDMENT, BULKHEAD	2	--
17	1-861-010034-11	WASHER, SPLIT LOCK 3/8	2	--
18	3-141-010008	CHAIN HANGER, LOCKING CHANNEL ASSEMBLY	1	--
19	1-512-010005-09	NUT, HEX LOCK 1/2-13 GRB	6	--
20	1-654-010055-03	SCREW, HEX HEAD CAP 1/2-13 X 1-1/2 GR5	4	--
21	1-654-010055-13	SCREW, HEX HEAD CAP 1/2-13 X 4 GR5	2	--
22	1-861-010032-15	WASHER, FLAT 1/2W	6	--
23	3-054-010101	BAR, SIDE 48" BULKHEAD 102"	2	--
24	3-711-010025	SPACER, 48" BULKHEAD	2	--
25	216920	ACC. RACK WLDMT 48 X 51-1/2	--	1

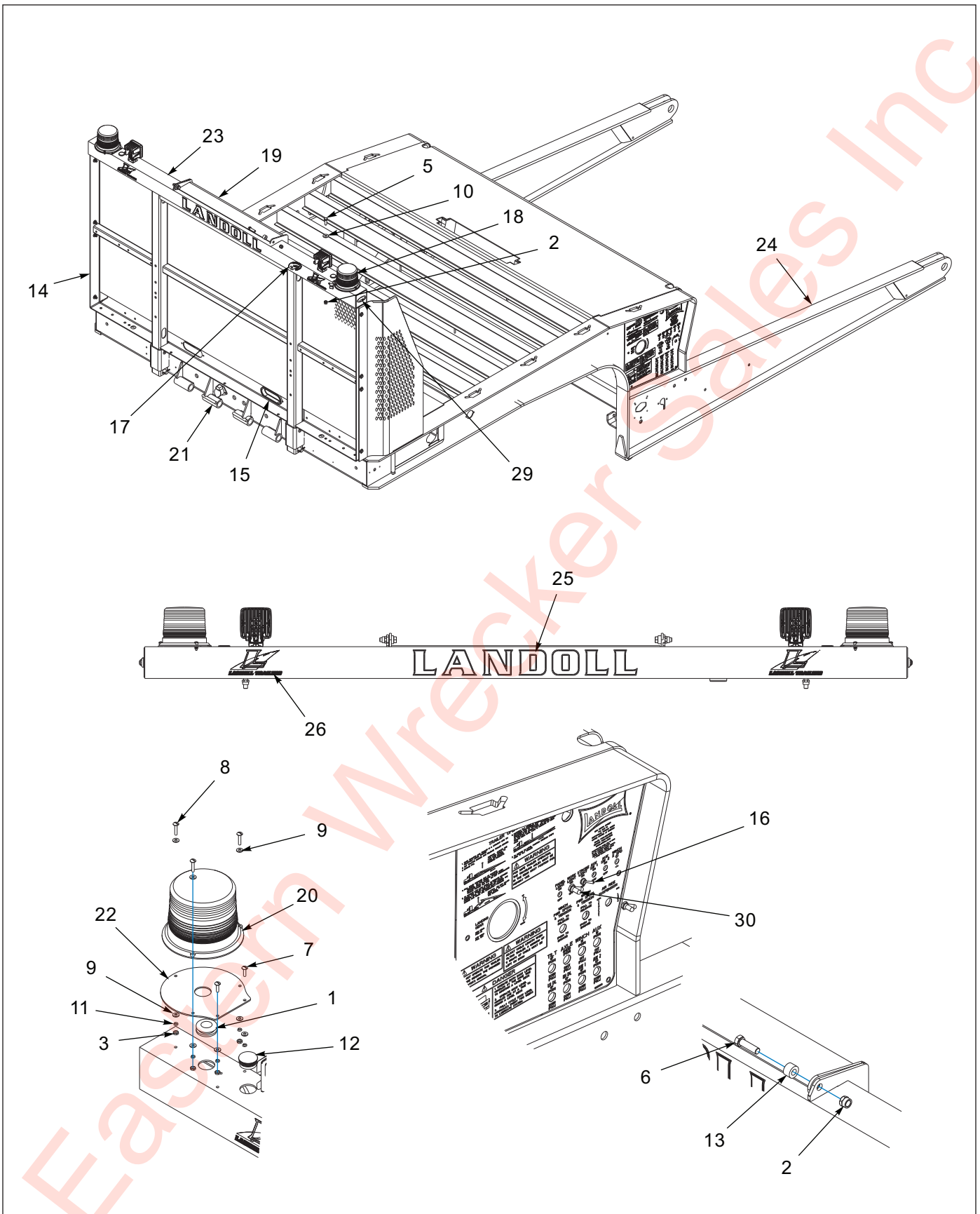


Figure 1-74: Chain Rack Lights General Assembly

## Chain Rack Lights General Assembly

ITEM	PART NUMBER	DESCRIPTION	QTY
	214407	BLKHD CHN RK S/T/T WL	*
	214408	BLKHD CHN RK S/T/T WL HD	*
	214409	BLKHD CHN RK S/T/T W/BCN	*
	214410	BLKHD CHN RK S/T/T W/BCN HD	*
	214411	BLKHD CHN RK S/T/T ONLY	*
	214412	BLKHD CHN RK S/T/T W/BCN ELE	*
	218129	BLKHD CHN RK S/T/T/BCN	
1	1-343-010006	GROMMET	2
2	1-512-010005-09	NUT,HEX,SLFLKG, 1/2-13 GRB	4
3	1-512-010007-03	NUT, HEX 10-24 GR2 ZP	10
4	1-578-010015-04	PLUG, PLASTIC PANEL 7/8 <b>(NOT SHOWN)</b>	REF
5	1-654-010055-03	SCREW,HEX CAP,1/2-13UNCX1-1/2	2
6	1-654-010055-04	SCREW,HEX CAP,1/2-13UNCX1-3/4	2
7	1-656-010003051	SCREW,RH HD MACH 10-24X3/4	4
8	1-656-010003053	SCREW RD HD MACH 10-24X1	6
9	1-861-010032-03	WASHER, FLAT #10 ZP/CD	16
10	1-861-010032-15	WASHER, FLAT 1/2 W ZP/CD	2
11	1-861-010034-07	WASHER,LKG,HLCL SPR, NO 10	10
12	116324	PLUG,PLAST PANEL1-5/16&1-7/16	2
13	125799	SPACER, 1 OD X 1/2 ID X .632	2
14	-----	BULKHEAD INSTL 400	REF
15	143114	GROMMET OVAL GROTE	1
16	150117	SWITCH ASSY LIGHT GROTE	REF
17	153102	GROMMET MOUNT 2-5/16" GROTE	1
18	163996	LIGHT,12V SQUARE LED FLOOD	REF
19	167975	LID WLDMT CHAIN BINDER	1
20	184501	STROBE LIGHT DEUTSCH CONN	2
21	186901	GOOSENECK WLDMT, US 400	REF
22	191545	PLATE BEACON MOUNTING	2
23	191811	TUBE WLDMT BHD TOPPER 3/4DIA	1
24	191872	GOOSENECK WLDMT 400A HD	REF
25	193456	DECAL LANDOLL 28-5/16 X 3-7/32	1
26	196165	DECAL HIGHWAY L	2
27	213295	LIGHT CLEAR LENS S/T/T <b>(NOT SHOWN)</b>	6
28	213296	FLANGE CHROME FLAT OBLONG <b>(NOT SHOWN)</b>	6
29	213297	LIGHT YEL CLEAR LENS MKR	2
30	81264	RUBBER BOOT FOR ELECT SWITCH	2

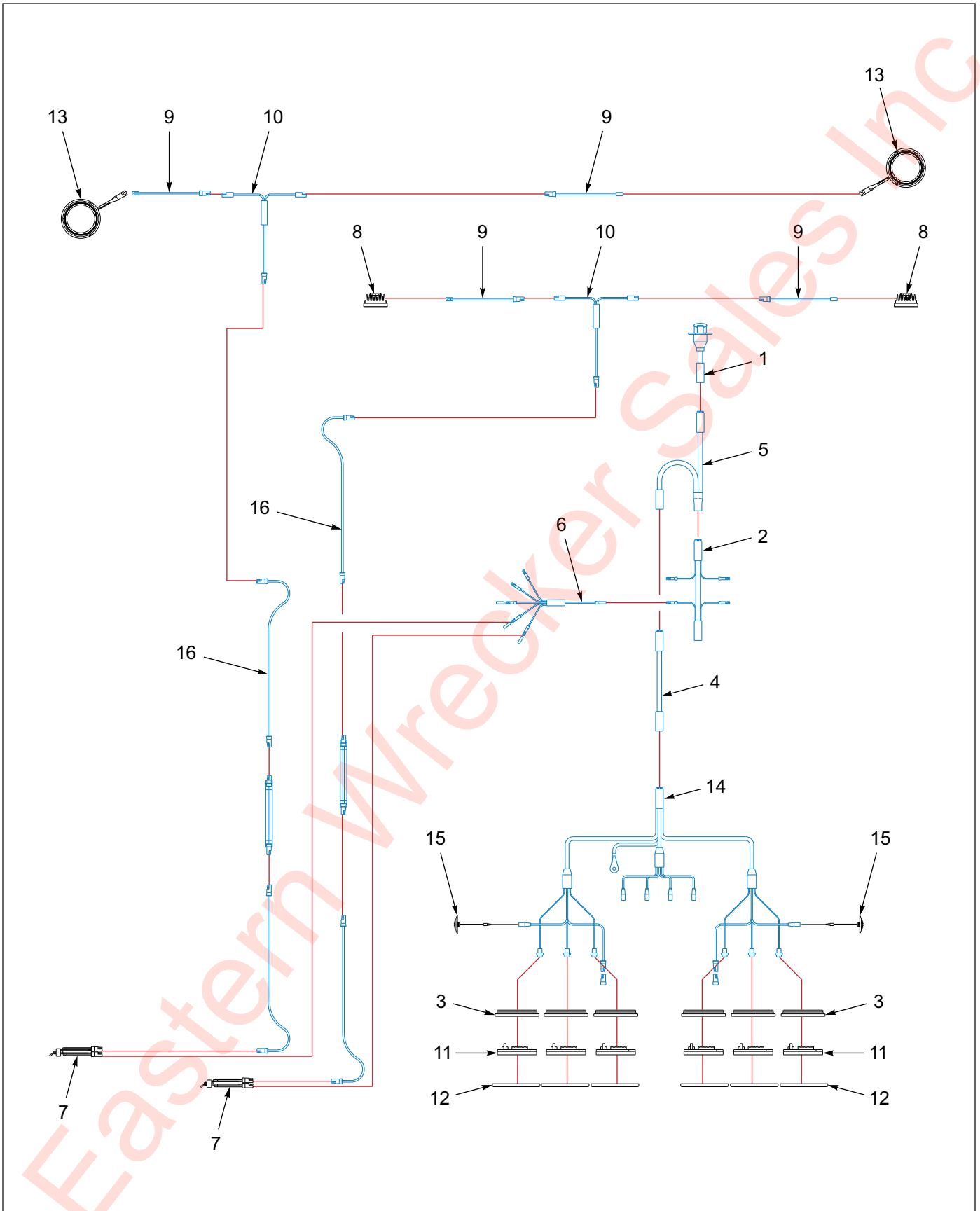


Figure 1-75: Chain Rack Lights Electrical System

## Chain Rack Lights Electrical System

ITEM	PART NUMBER	DESCRIPTION	QTY.	
	191808	BULKHEAD CHAIN RACK S/T/T WL	*	
	191809	BULKHEAD CHAINRACK S/T/T WL BC		*
1	143100	HARNESS 7WAY RECP GROTE	REF	REF
2	143101	HARNESS FRONT MAIN GROTE	REF	REF
3	143114	GROMMET OVAL GROTE	6	6
4	143167	HARNESS EXT 84 IN GROTE	1	1
5	146929	HARNESS Y SPLITTER GROTE	1	1
6	150093	HARNESS 5 AUX BRANCHES GROTE	REF	REF
7	150117	SWITCH ASSY LIGHT GROTE	1	2
8	163996	LIGHT,12V SQUARE LED FLOOD	2	2
9	164052	HARNESS,60"BRANCH,WORK LIGHT	2	4
10	169853	HARNESS T PWR BRANCH	1	2
11	179902	LIGHT S/T/T RED CLEAR LENS GRT	6	6
12	180570	COVER CHROME OBLONG GROMMET	6	6
13	184501	STROBE LIGHT DEUTSCH CONN	--	2
14	187859	HARNESS BUMPER MICRONOVA GROTE	1	1
15	187863	LIGHT YEL LED.75CL/MK CLEAR CB	2	2
16	3-368-010252	HARNESS ASSY BKHD LIGHT EXT	2	4

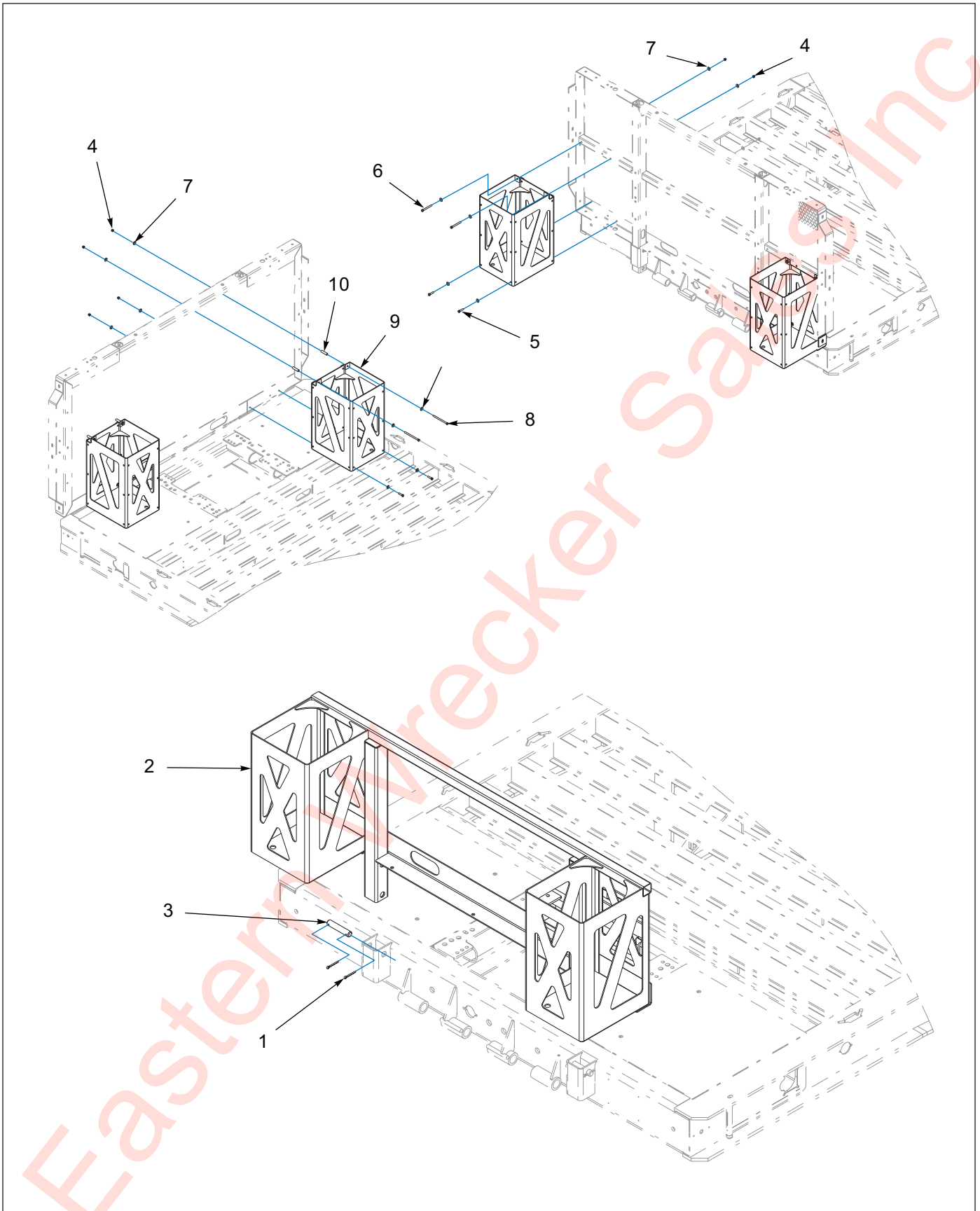


Figure 1-76: Propane Rack Mount Installation

## Propane Rack Mount Installation

ITEM	PART NUMBER	DESCRIPTION	QTY.		
	204075	PROPANE TANK BRACKET BOLT-ON	*		
	204095	PROPANE TANK BRACKET, FRONT MNT	*		
	204096	PROPANE TANK BRACKET, REAR MNT			*
1	1-557-010362-63	PIN COTTER, 1/4 X 2	4	--	--
2	204076	PROPANE TANK HOLDER WELDMENT	1	--	--
3	6-557-010163	PIN HITCH LEVELING LINK	2	--	--
4	1-512-010005-05	NUT, HEX, SLFLKG, 3/9-16 UNC, GRB	--	4	4
5	1-654-010051-07	SCREW, HEX, 3/8-16UNCX1-1/2, GR5	--	2	2
6	1-654-010051-15	SCREW, HEX, 3/8-16UNCX3-1/2, GR5	--	2	--
7	1-861-010032-11	WASHER, FLAT, ZP/CD, 3/8W	--	8	8
8	139603	SCREW, HEX CAP, 3/8-16 X 5-1/2 GR5	--	--	2
9	204089	PROPANE TANK HLDR WLDMT BLT-ON	--	1	1
10	204094	TUBE, ROUND, .5625 OD X .397 ID X 2.25	--	--	2

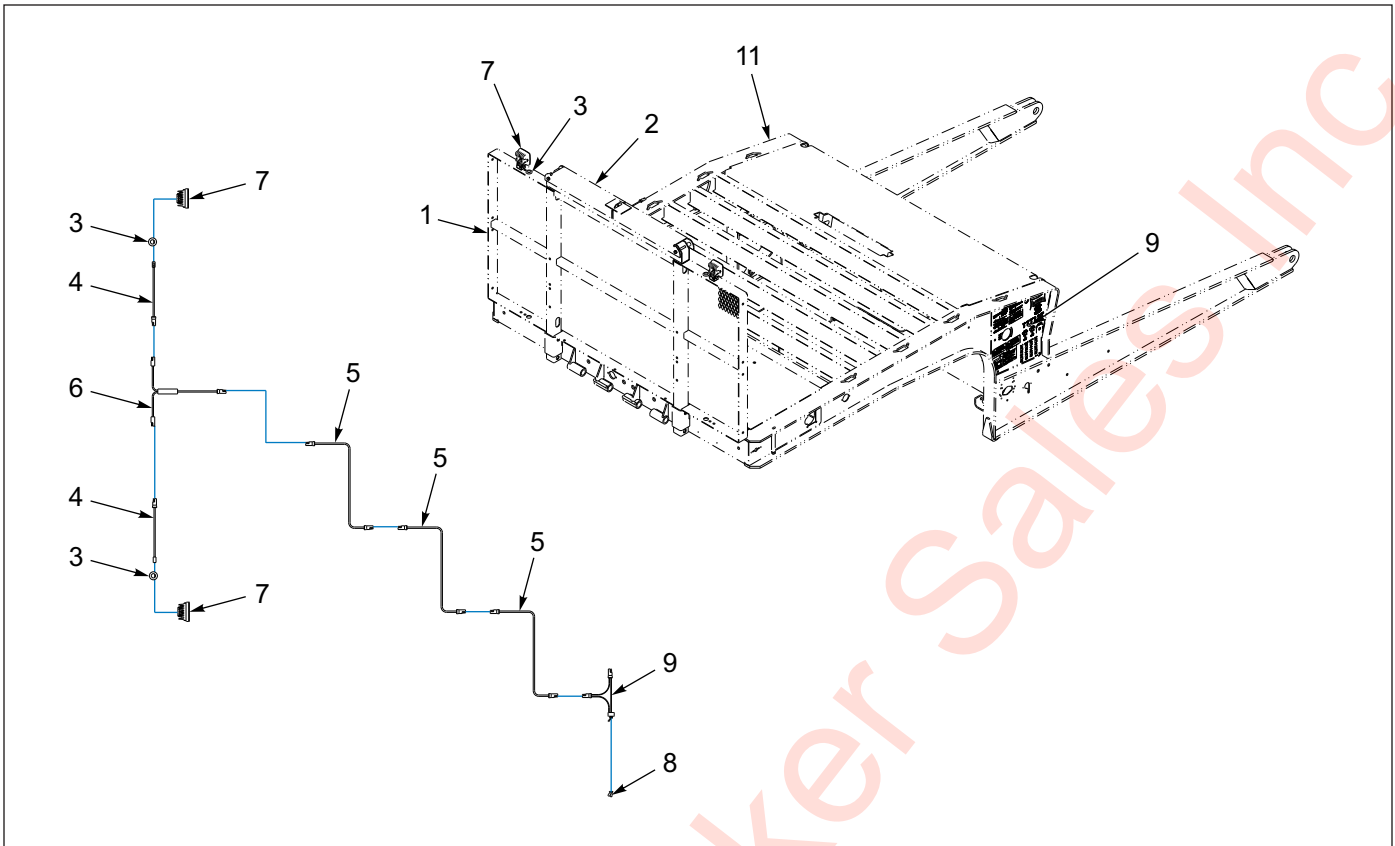


Figure 1-77: Work Light Installation

## Work Light Installation

ITEM	PART NUMBER	DESCRIPTION	QTY.	
	191813	WORK LIGHT INSTL, BULKHEAD	*	
	191814	WORK LIGHT HD INSTL, BULKHEAD	*	
1	3-141-010155	BULKHEAD WELDMENT	REF	REF
2	B7-141-003	CHAIN RACK INSTALLATION	REF	REF
3	1-343-010006	GROMMET	2	2
4	164052	HARNESS, 60" BRANCH WORK LIGHT	2	2
5	3-368-010252	HARNESS ASSEMBLY, BULKHEAD LIGHT EXTENSION	2	3
6	169853	HARNESS, JUMPER T-POWER	1	1
7	163996	LIGHT LED WHITE FLOOD LAMP	2	2
8	81264	RUBBER BOOT FOR ELECT SWITCH	1	1
9	150117	TOGGLE SWITCH SEALED SPST	1	1
10	1-822-010002	TRIM LOCK 3/16 (NOT SHOWN)	4	4





# Bumpers - Options

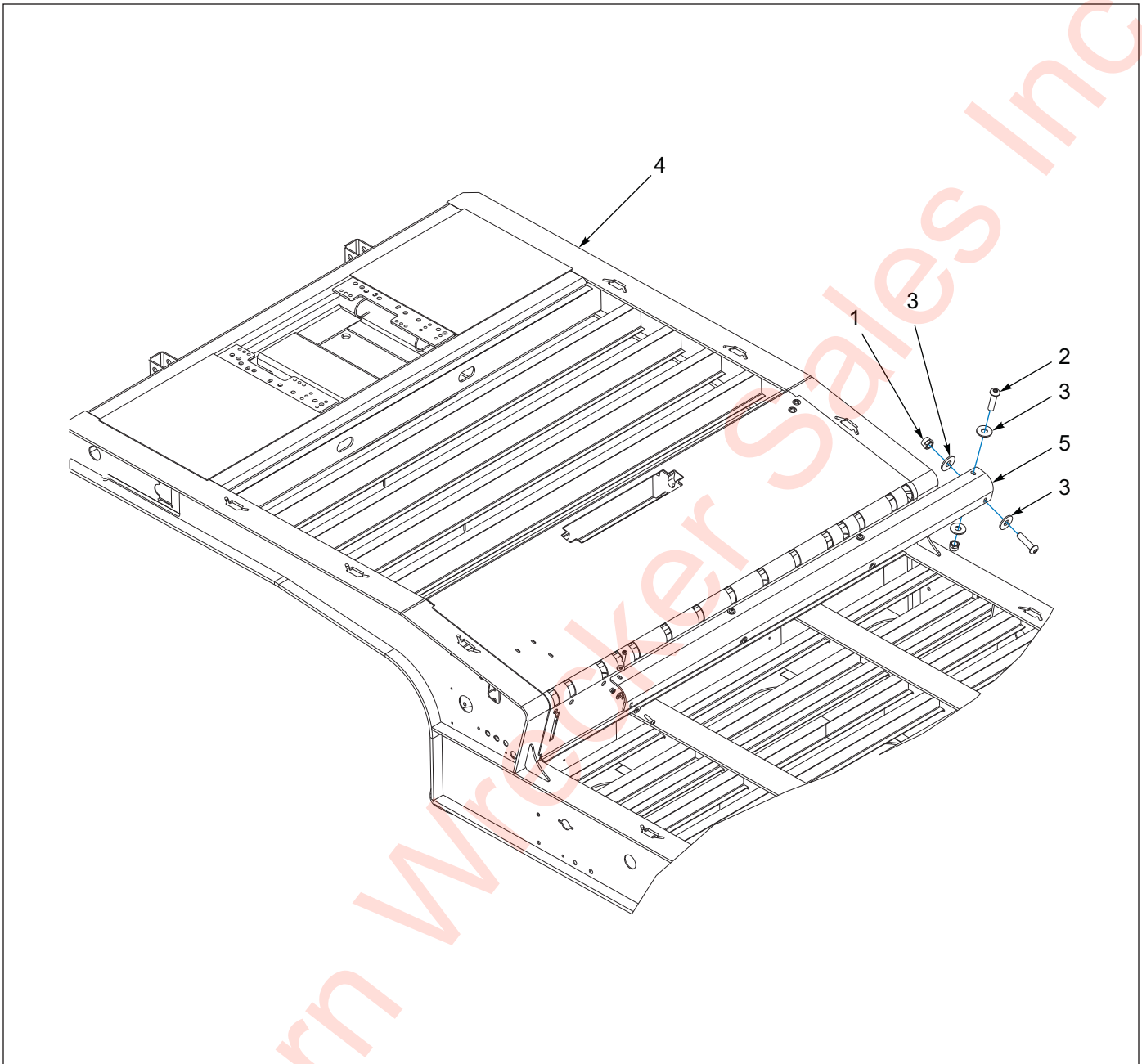


Figure 1-78: Fork Lift Plate Installation

## Fork Lift Plate Installation

ITEM	PART NUMBER	DESCRIPTION	QTY.
	141710	FORKLIFT BUMPER PLATE INSTALLATION	
1	1-512-010005-09	NUT, HEX, SLFLKG, 1/2-13 UNC, GRB	8
2	1-654-010089-13	SCREW, SKT BTN, CP 1/2-13 UNC X 2	8
3	1-861-010032-15	WASHER, FLAT, ZP/CD, 1/2W	16
4	139540	FRAME WELDMENT, 950B-45	REF
5	141689	PLATE, FORKLIFT BUMPER, 930B	8

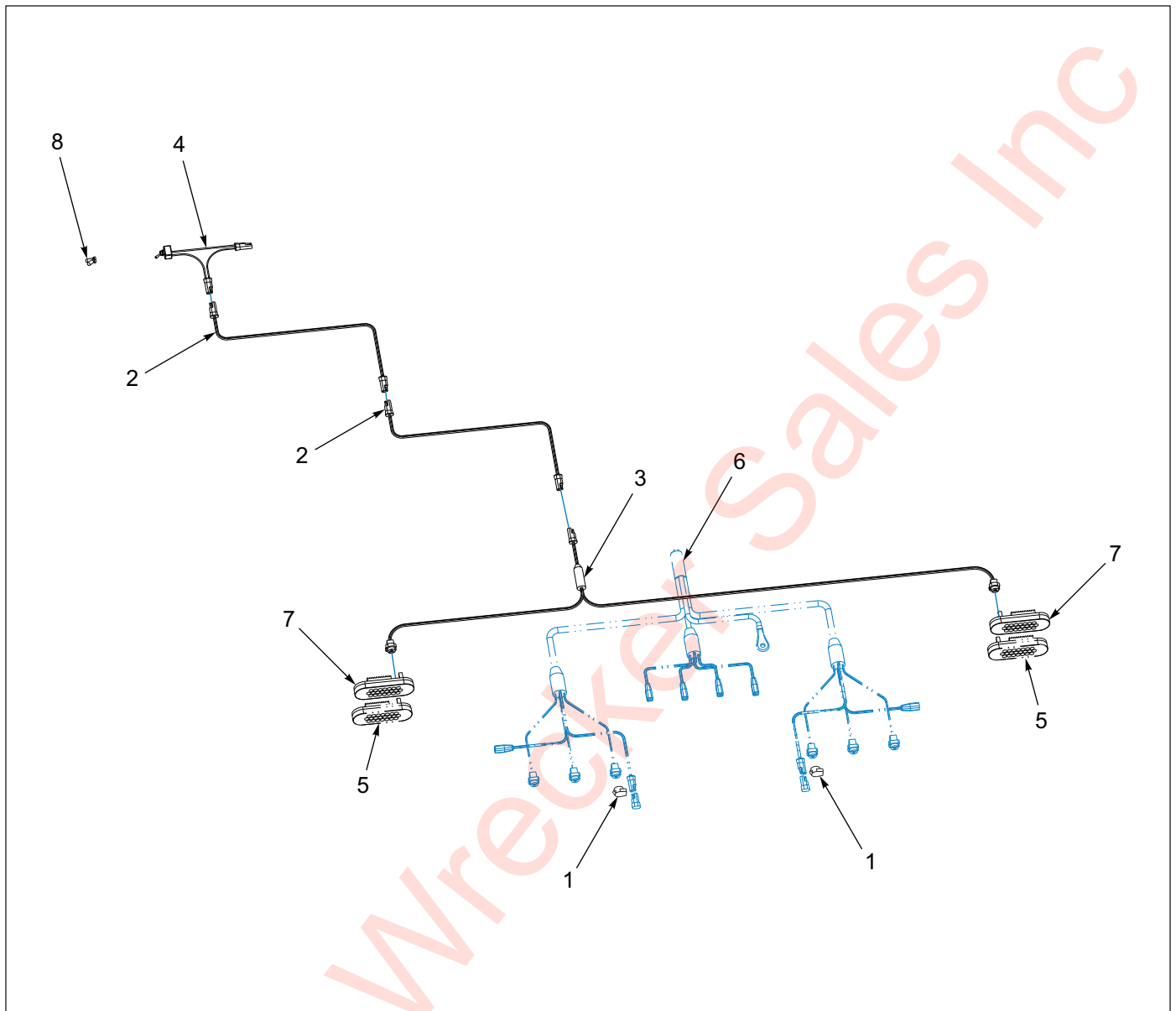


Figure 1-79: Strobe Installation

## Strobe Installation

ITEM	PART NUMBER	DESCRIPTION	QTY.
	191834	STROBE INSTL BUMPER GROTE	
1	144608	DUMMY PLUG FOR FEMALE PLUG	2
2	150111	HARNESS 300 IN MALE.FEMALE	2
3	150114	HARNESS BUMPER STROBE GROTE	1
4	150117	SWITCH ASSY LIGHT GROTE	1
5	179902	LIGHT S/T/T RED CLEAR LENS GRT	2
6	187859	HARNESS BUMPER MICRONOVA GROTE	REF
7	187869	LIGHT STROBE YEL CLEAR LENS GR	2
8	81264	RUBBER BOOT FOR ELECT SWITCH	1
9	191835	FIELD INSTALLATION KIT - STROBE INSTALL BUMPER GROTE	

## Deck & Slope - Options

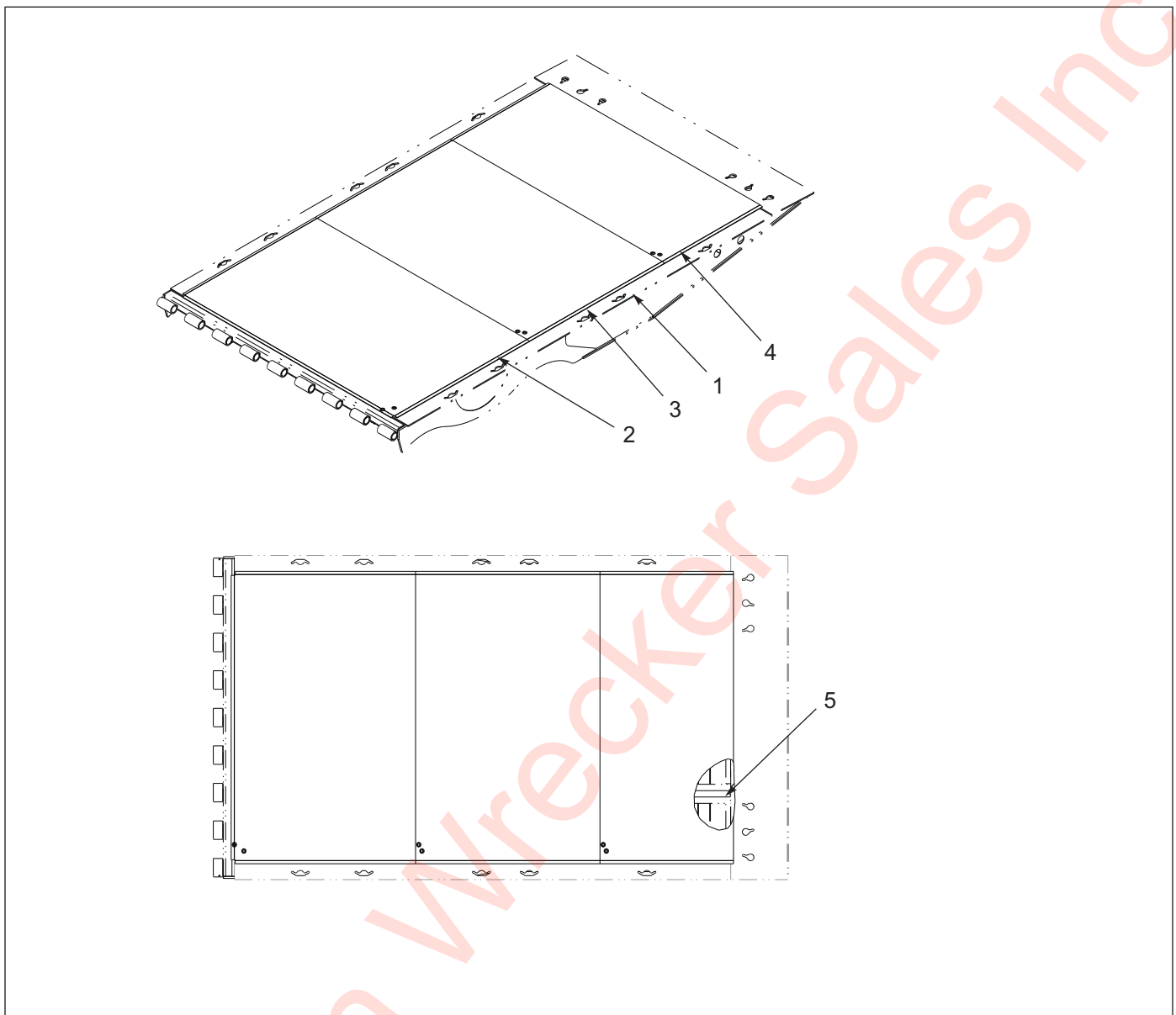


Figure 1-80: Deck Tread Grip/ Over Wood - 15' Tail

### Deck Tread Grip/Over Wood - 15' Tail

ITEM	PART NUMBER	DESCRIPTION	QTY.
	117503	DECK TREAD GRIP/ OVER WOOD 15' TAIL	
1	113427	TAIL WELDMENT, 15' WOOD DECK	REF
2	117504	PLATE, TREAD GRIP 58 X 94-1/2 FRONT	1
3	117505	PLATE, TREAD GRIP 58 X 94-1/2	1
4	117506	PLATE, TREAD GRIP 42 X 94-1/2	1
5	117507	BAR, FLAT 1/4 X 2 X 156	2
6	130266	FIELD INSTALLATION KIT - DECK GRIP OVER WOOD 15' TAIL	REF
7	134739	FIELD INSTALLATION KIT - DECK GRIP OVER WOOD 12' TAIL	REF



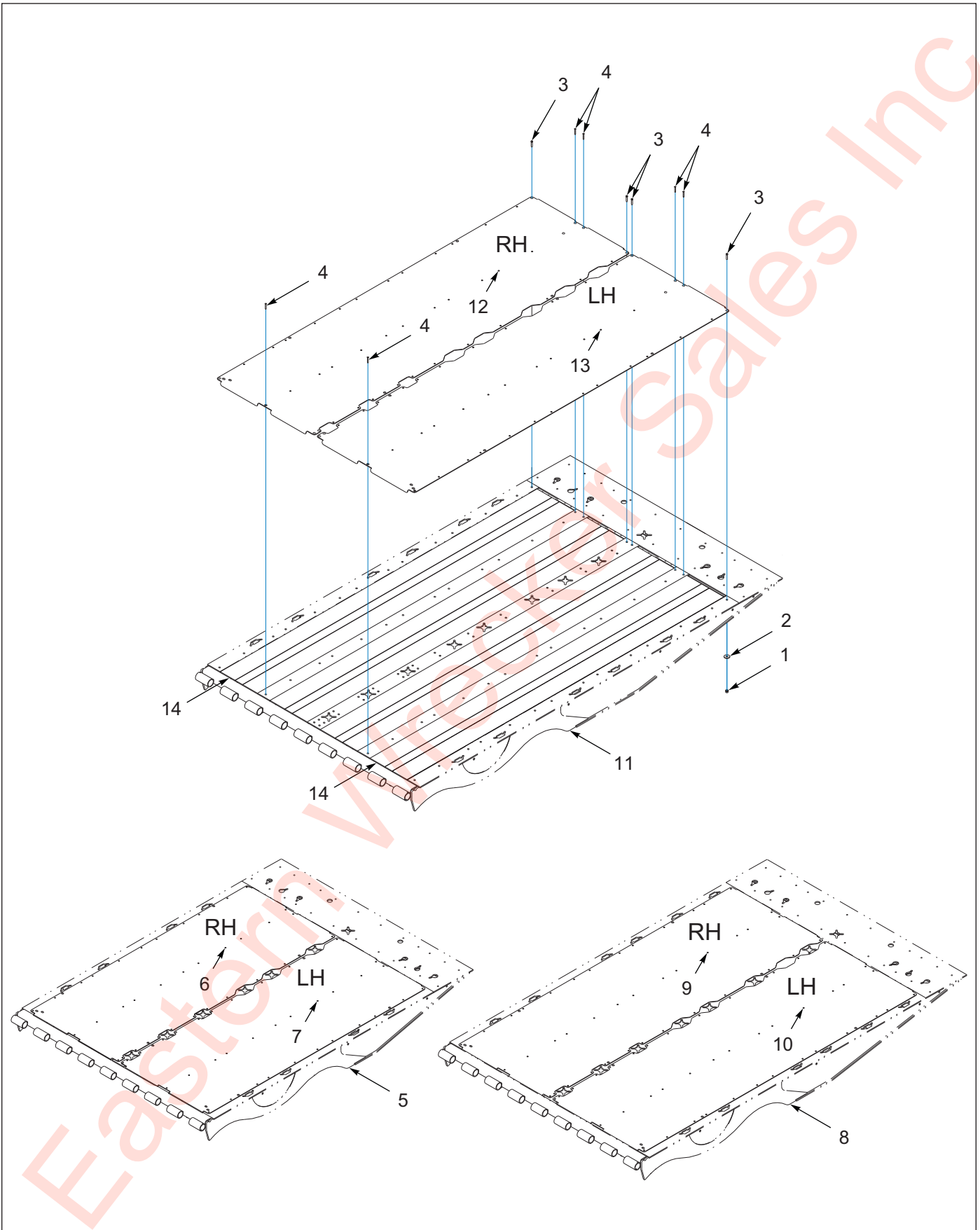


Figure 1-81: Tail Tread Grip-222967

## Tail Tread Grip-222967

ITEM	PART NUMBER	DESCRIPTION	QTY.
--	222968	TREAD GRIP,BO,900-12 TL,TLRCLR	--
--	222968FI	FI TRD GRP,BO 12'TAIL TRL COLR	--
--	222969	TREAD GRIP,BO,900-12TAIL,GALV	--
--	222969FI	FI TRD GRP,BO 12'TAIL GALV	--
--	222970	TREAD GRIP,BO,900-14,TRLCLR	--
--	222970FI	FI TRD GRP,BO 14'TAIL TRLCLR	--
--	222971	TREAD GRIP,BO,900-14 TAIL,GALV	--
--	222971FI	FI TRD GRP,BO 14'TAIL GALV	--
--	222972	TREAD GRIP,BO,900-15TL,TRL CLR	--
--	222972FI	FI TRD GRP,BO 15'TAIL TRLCLR	--
--	222973	TREAD GRIP,BO,900-15TAIL,GALV	--
--	222973FI	FI TRD GRP,BO 15'TAIL GALV	--
1	1-512-010005-05	NUT, HEX, SLFLKG GRB 3/8-16 <b>(FOR 222968, 222968FI, 222969, 222969FI)</b>	68
1	1-512-010005-05	NUT, HEX, SLFLKG GRB 3/8-16 <b>(FOR 222970, 222970FI, 222971, 222971FI)</b>	80
1	1-512-010005-05	NUT, HEX, SLFLKG GRB 3/8-16 <b>(FOR 222972, 222972FI, 222973, 222973FI)</b>	86
2	1-861-010032-11	WASHER, FLAT 3/8 W ZP/CD <b>(FOR 222968, 222968FI, 222969, 222969FI)</b>	68
2	1-861-010032-11	WASHER, FLAT 3/8 W ZP/CD <b>(FOR 222970, 222970FI, 222971, 222971FI)</b>	80
2	1-861-010032-11	WASHER, FLAT 3/8 W ZP/CD <b>(FOR 222972, 222972FI, 222973, 222973FI)</b>	86
3	103988	SCREW,RDHD,SQ NK3/8-16X1-3/4 <b>(FOR 222968, 222968FI, 222969, 222969FI)</b>	62
3	103988	SCREW,RDHD,SQ NK3/8-16X1-3/4 <b>(FOR 222970, 222970FI, 222971, 222971FI)</b>	74
3	103988	SCREW,RDHD,SQ NK3/8-16X1-3/4 <b>(FOR 222972, 222972FI, 222973, 222973FI)</b>	80
4	195009	SCREW,RD HD 3/8-16X1-1/2 GR5	6
5	219310	TAIL WLDMT 900-12FT 235	--
5	219311	GALV OF 219310 (12' TAIL)	--
6	219332	PAINT 219328 TRL CLR RH TG 12'	1
6	219333	GALV OF 219328 RH TRD GRIP 12'	1
7	219330	PAINT 219329 TRL CLR LH TG 12'	1
7	219331	GALV OF 219329 LH TRD GRIP 12'	1
8	220408	TAIL WLDMT 900-15FT 235	--
8	220442	GALV OF 220408 15'TAIL 235	--
9	220444	PAINT 220412 TRL CLR,RHTRDGRIP	1
9	220446	GALV OF 220412,RH TRD GRIP	1
10	220445	PAINT 220413 TRL CLR,LHTRDGRIP	1
10	220447	GALV OF 220413,LH TRD GRIP	1
11	221022	TAIL WLDMT 900-14FT 235	--
11	221023	GALV OF 221022 (14' TAIL)	--G26

---

## Tail Tread Grip-222967

---

ITEM	PART NUMBER	DESCRIPTION	QTY.
12	221036	PAINT 221034 TRL CLR RH TG 14'	1
12	221038	GALV OF 221034 RH TRD GRIP 14'	1
13	221037	PAINT 221035 TRL CLR LH TG 14'	1
13	221039	GALV OF 221035 LH TRD GRIP 14'	1
14	RWD39021	APITONG, 1 X 7.08 (FOR 222968, 222969)	116
14	RWD39021	APITONG, 1 X 7.08 (FOR 222970, 222971)	140
14	RWD39021	APITONG, 1 X 7.08 (FOR 222972, 222973)	142
14	RWD39021	APITONG, 1 X 7.08 (FOR 222968FI, 222968FI)	140
14	RWD39021	APITONG, 1 X 7.08 (FOR 222970FI, 222971FI)	168
14	RWD39021	APITONG, 1 X 7.08 (FOR 222972FI, 222973FI)	171





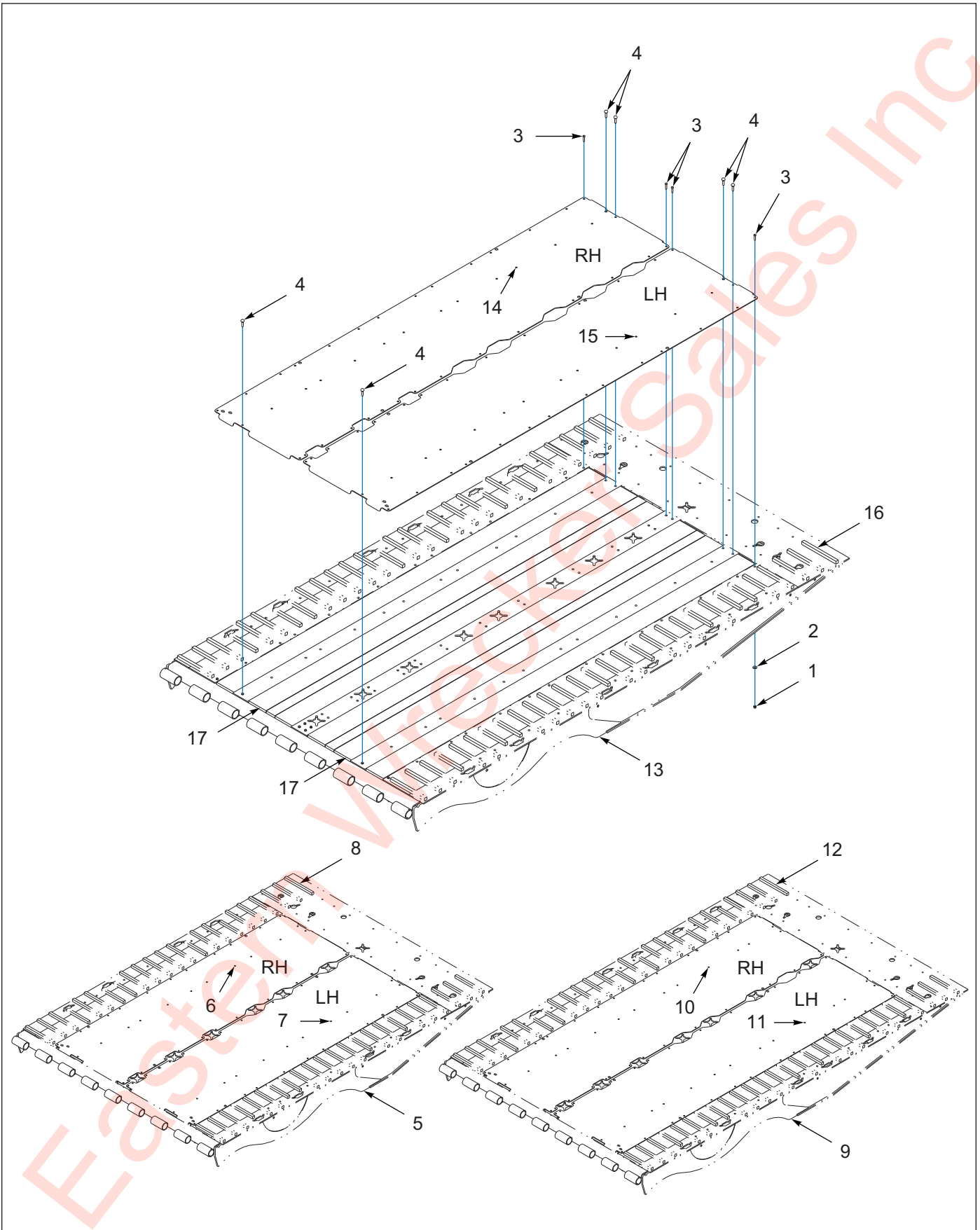


Figure 1-82: Tail Tread Grip-223036

## Tail Tread Grip-223036

ITEM	PART NUMBER	DESCRIPTION	QTY.
--	223037	TG BO 900-12 TAIL, TRLCLR TB	--
--	223038	T-GRIP BO 900 12 TAIL GALV TB	--
--	223039	TG BO 900-14 TAIL, TRLCLR TB	--
--	223040	T-GRIP BO 900 14 TAIL GALV TB	--
--	223041	TREAD GRIP,BO,900-15TL,TRL CLR	--
--	223042	TREAD GRIP,BO,900-15TL,GALV	--
1	1-512-010005-05	NUT, HEX, SLFLKG GRB 3/8-16 (FOR 223037, 223038)	68
1	1-512-010005-05	NUT, HEX, SLFLKG GRB 3/8-16 (FOR 223039, 223040)	80
1	1-512-010005-05	NUT, HEX, SLFLKG GRB 3/8-16 (FOR 223041, 223042)	86
2	1-861-010032-11	WASHER, FLAT 3/8 W ZP/CD (FOR 223037, 223038)	68
2	1-861-010032-11	WASHER, FLAT 3/8 W ZP/CD (FOR 223039, 223040)	80
2	1-861-010032-11	WASHER, FLAT 3/8 W ZP/CD (FOR 223041, 223042)	86
3	223124	SCREW,BHCS 3/8-16UNCX1-3/4 (BEFORE 11/13/2019) (12 FT)	68
3	223124	SCREW,BHCS 3/8-16UNCX1-3/4 (BEFORE 11/13/2019) (14 FT)	80
3	223124	SCREW,BHCS 3/8-16UNCX1-3/4 (BEFORE 11/13/2019) (15 FT)	86
3	103988	SCREW,RDHD,SQ NK3/8-16X1-3/4 (AFTER 11/13/2019) (12 FT)	62
3	103988	SCREW,RDHD,SQ NK3/8-16X1-3/4 (AFTER 11/13/2019) (14 FT)	74
3	103988	SCREW,RDHD,SQ NK3/8-16X1-3/4 (AFTER 11/13/2019) (15 FT)	80
4	195009	SCREW,RD HD 3/8-16X1-1/2 GR5 (AFTER 11/13/2019)	6
5	219310	TAIL WLDMT 900-12FT 235	--
6	224910	PAINT 224908 TRL CLR RH TG 12	1
6	224912	GALV OF 224908 RH TG 12' TB	1
7	224909	PAINT 224907 TRL CLR LH TG 12	1
7	224911	GALV OF 224907 LH TG 12' TB	1
8	223024	TRACTION BAR INSTL 12FT	--
8	223025	GALV OF 223024 TRACT BARS 12FT	--
9	221024	TAIL WLDMT 900-14FT 255	--
10	219344	PAINT 219342 TRL CLR RH TG 14	1
10	219346	GALV OF 219342 RH TG 14' TB	1
11	219345	PAINT 219343 TRL CLR LH TG 14	1
11	219347	GALV OF 219343 LH TG 14' TB	1
12	223027	TRACTION BAR INSTL 14FT	--
12	223028	GALV OF 223027 TRACT BARS 14FT	--
13	220408	TAIL WLDMT 900-15FT 235	--
14	223004	PAINTED 223002 TRL CLR RH TRD	1
14	223006	GALV OF 223002 TRL CLR RH TRD	1
15	223005	PAINTED 223003 TRL CLR LH TRD	1
15	223007	GALV OF 223003 TRL CLR LH TRD	1
16	220448	TRACTION BAR INSTL,15FT	--
16	220449	GALV OF 220448 TRACT BARS 15FT	--
17	RWD39021	APITONG, 1 X 7.08 2.65 (FOR 219310)	68
17	RWD39021	APITONG, 1 X 7.08 2.65 (FOR 221024)	82
17	RWD39021	APITONG, 1 X 7.08 2.65 (FOR 220408)	89

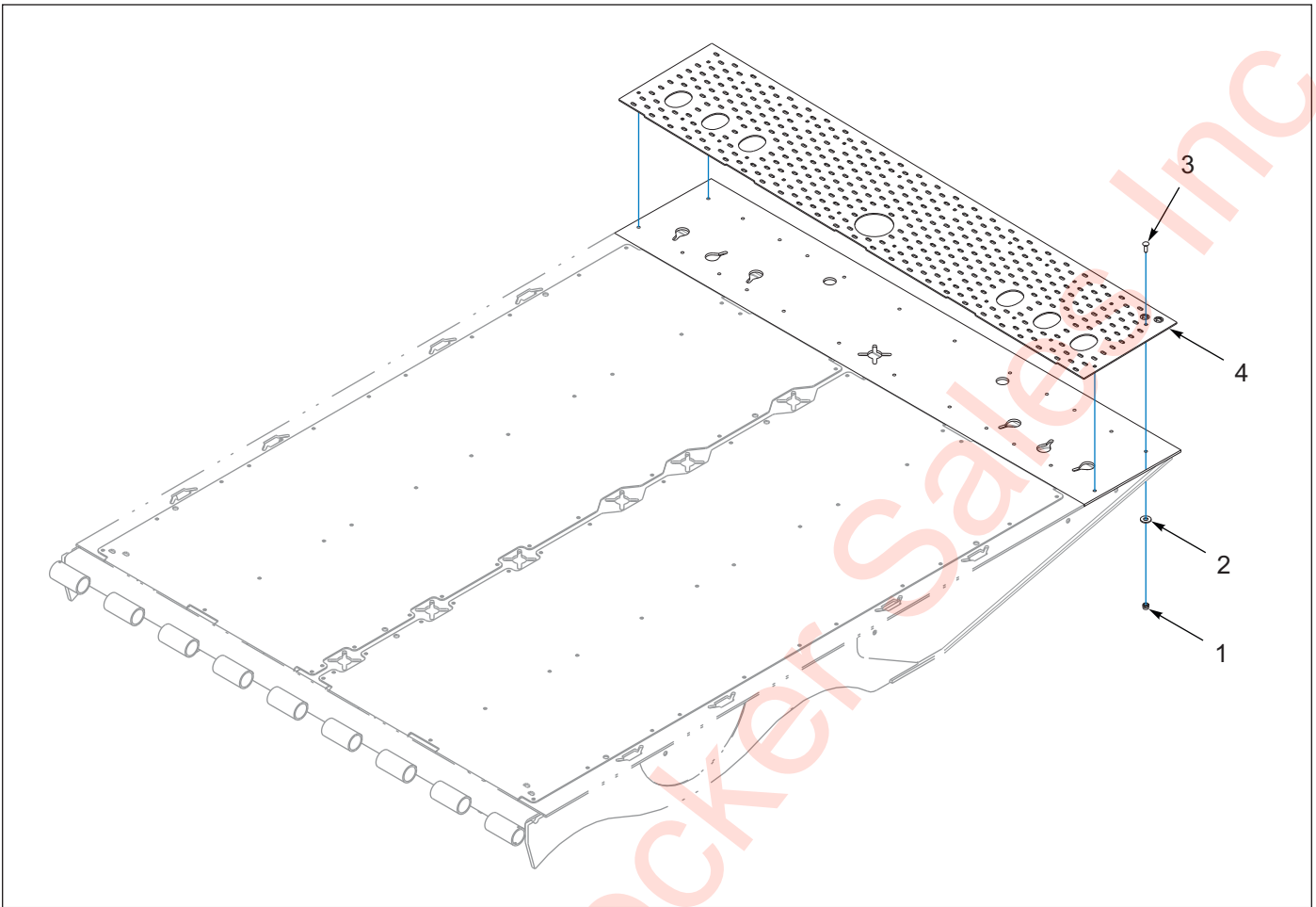


Figure 1-83: Tail Tread Grip End Plate-222964

## Tail Tread Grip End Plate-222964

ITEM	PART NUMBER	DESCRIPTION	QTY.
---	222965	TREAD GRIP,BO,900 APPR,TRL CLR	---
---	222966	TREAD GRIP,BO,900 APPR,GALV	---
1	1-512-010005-05	NUT, HEX, SLFLKG GRB 3/8-16	24
2	1-861-010032-11	WASHER, FLAT 3/8 W ZP/CD	24
3	101864	SCREW,RD HD 3/8-16X1-1/4 GR5	24
4	220431	TRD GRIP 220430 PTD TRLR COLOR (FOR 222965)	1
4	220432	GALV OF 220430 TRD GRIP (FOR 222966)	1



Figure 1-84:

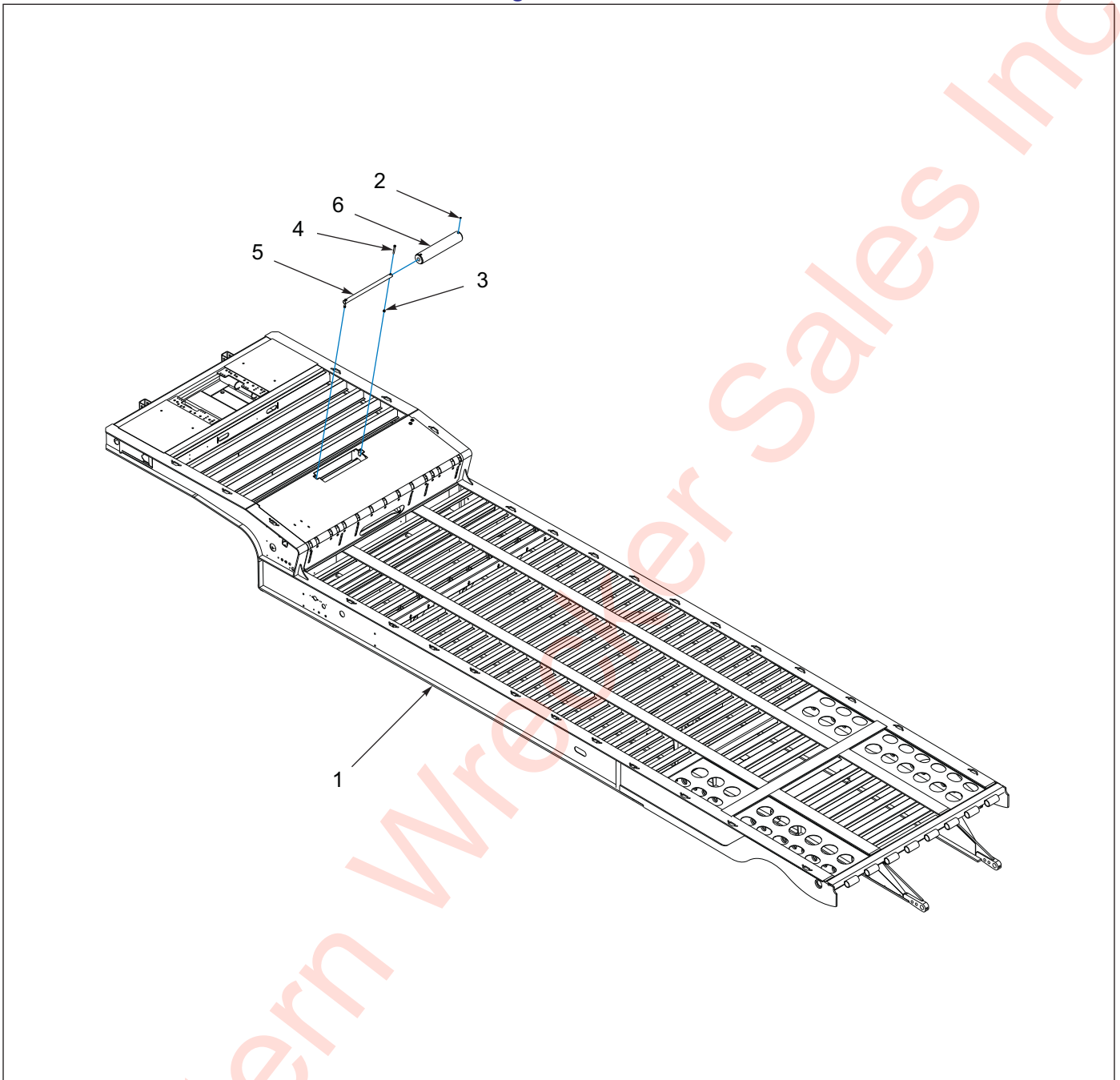


Figure 1-85: Dual Slope Roller Installation

---

## Dual Slope Roller Installation

---

ITEM	PART NUMBER	DESCRIPTION	QTY.
	160084	DUAL SLOPE ROLLER INSTALLATION	
1	----	FRAME, MOD DUAL SLOPE ROLL	1
2	1-298-010001-1	FITTING, GREASE STR SHORT 1/4-28	6
3	1-512-010005-09	NUT, HEX LOCK 1/2-13 GRB	11
4	1-654-010055-13	SCREW, HEX HEAD CAP 1/2-13 X 1-1/2 GR5	11
5	3-642-010134	ROLLER ROD	2
6	3-645-010059	ROLLER WELDMENT, CABLE - UPPER DECK	2

Eastern Wrecker Sales Inc

## Electrical Installation - Options

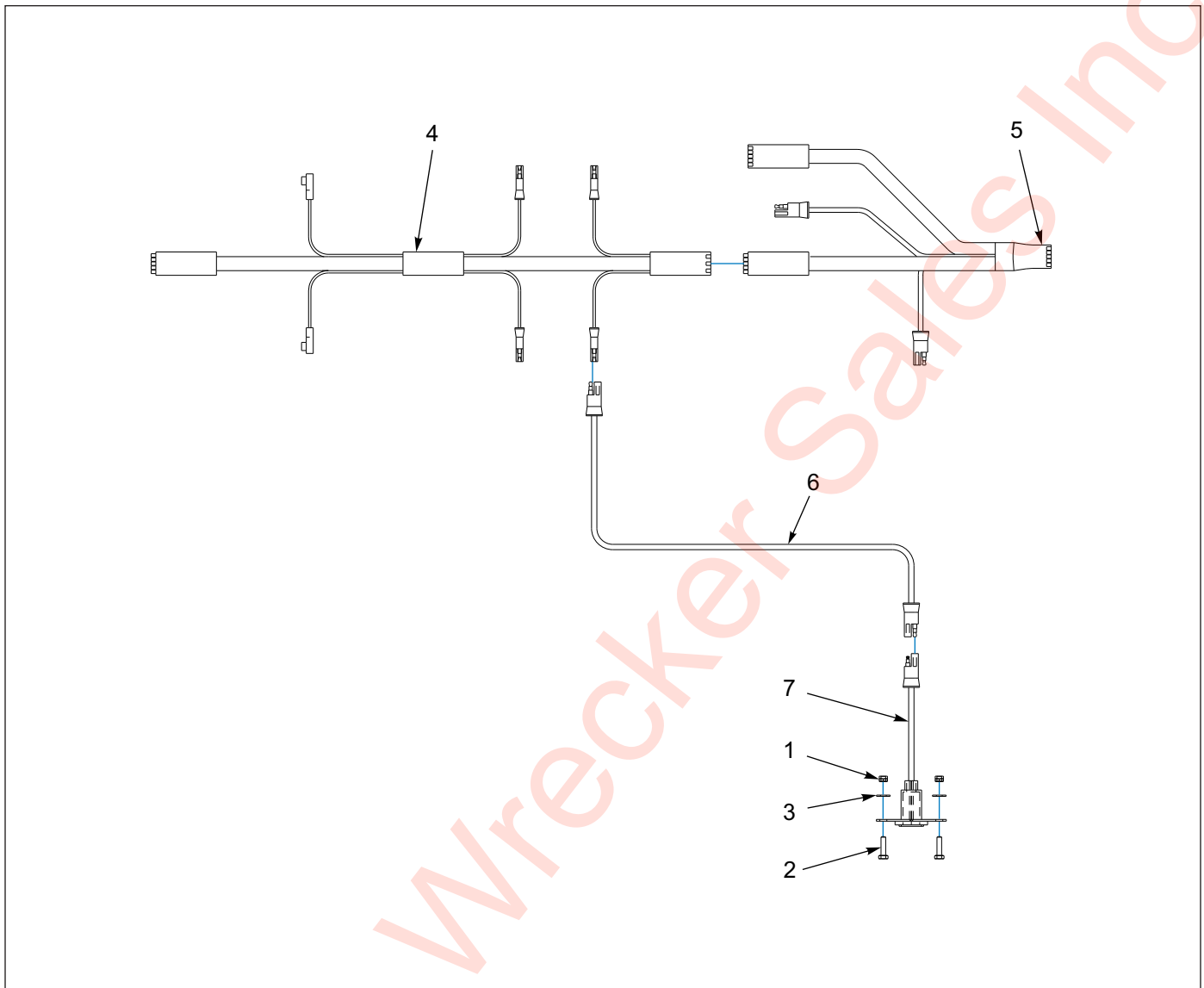


Figure 1-86: Rear Side Electrical Outlet Installation

### Rear Side Electrical Outlet Installation

ITEM	PART NUMBER	DESCRIPTION	QTY.
	145538	ELECTRICAL OUTLET, REAR SIDE	
1	1-512-010005-01	NUT, HEX LOCK 1/4-20 GRB	2
2	1-654-010047-06	SCREW, HEX HEAD CAP 1/4-20 X 1 GR5	2
3	1-861-010032-07	WASHER, FLAT 1/4W	2
4	143102	HARNESS, BED MAIN GROTE	REF
5	143103	HARNESS, E-CHAIN GROTE	REF
6	150111	HARNESS 300"	1
7	150116	HARNESS/RECEPTACLE ASSEMBLY	1



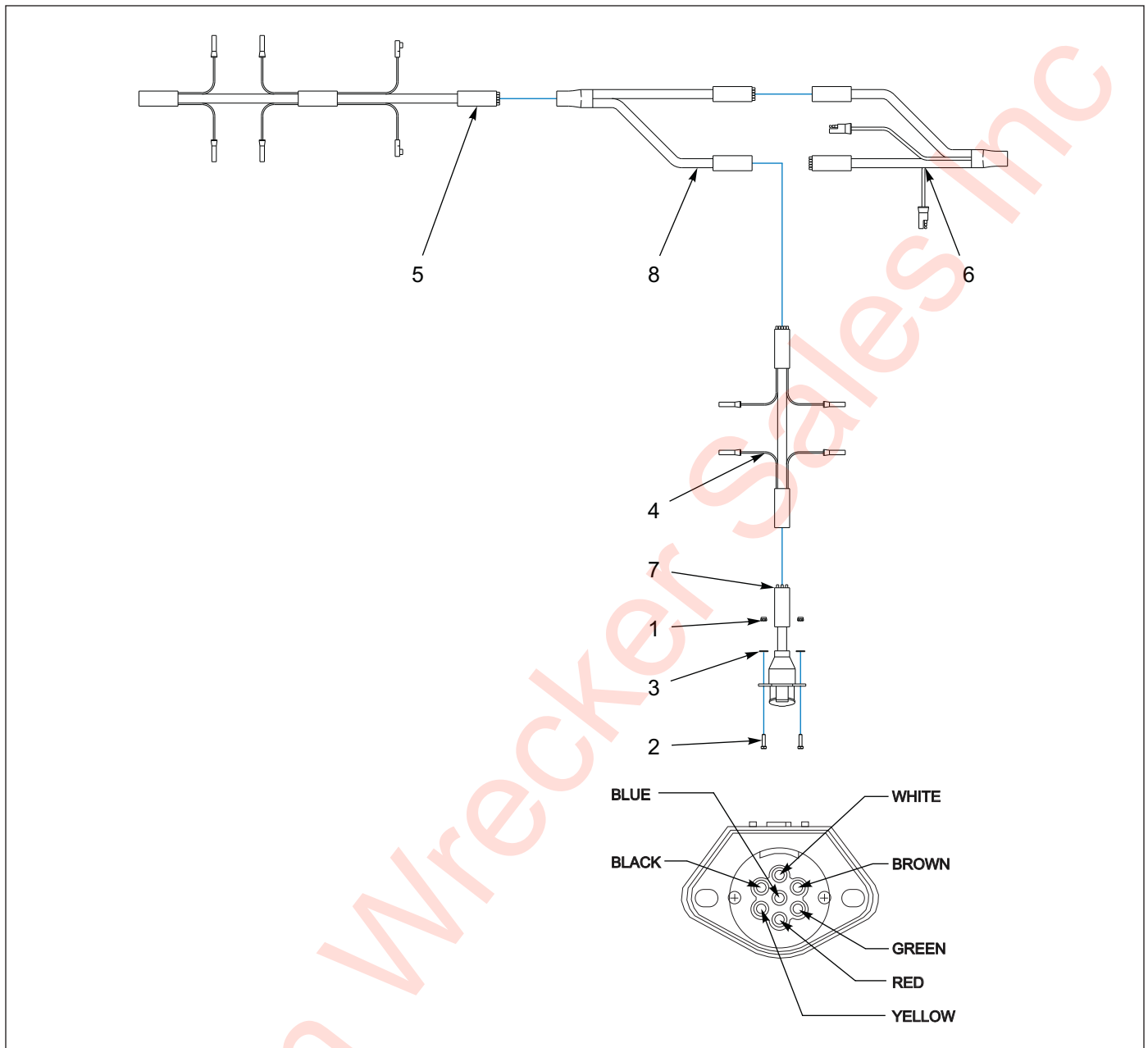


Figure 1-87: 7-Way Electrical Installation

## 7-Way Electrical Installation

ITEM	PART NUMBER	DESCRIPTION	QTY.
	148585	7-WAY ELECTRICAL INSTALLATION	
1	1-512-010005-01	NUT, HEX LOCK 1/4-20 GRB	2
2	1-654-010047-06	SCREW, HEX HEAD CAP 1/4-20 X 1 GR5	2
3	1-861-010032-07	WASHER, FLAT 1/4W	2
4	143101	HARNESS, FRONT MAIN	1
5	143102	HARNESS, BED MAIN	REF
6	143103	HARNESS, E-CHAIN	REF
7	146897	HARNESS, 7-WAY RECEPTACLE MAIN	1
8	146929	HARNESS, Y SPLITTER	1

## Engines - Options

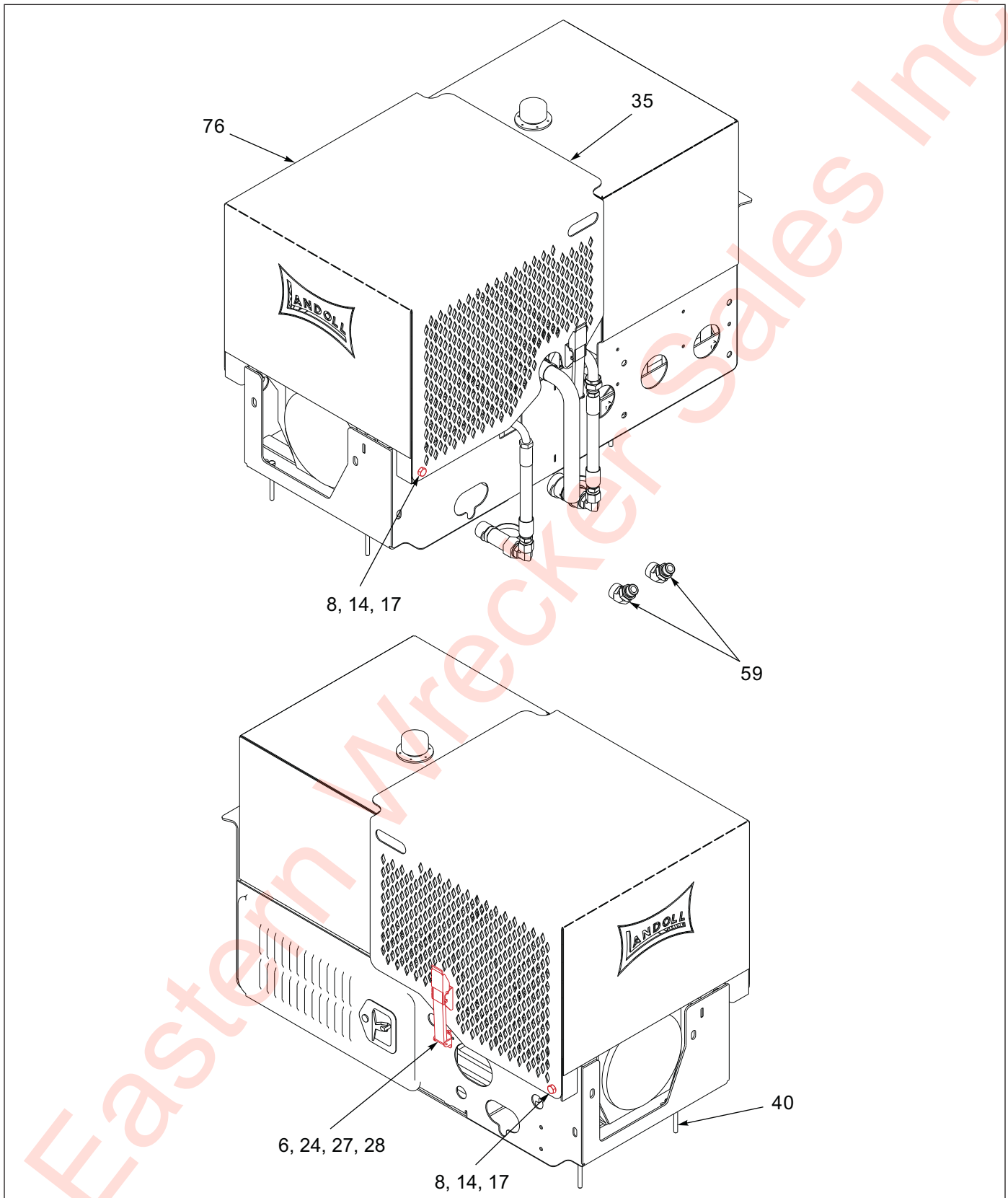


Figure 1-88: 25 HP Upper Deck Package (1 of 4)

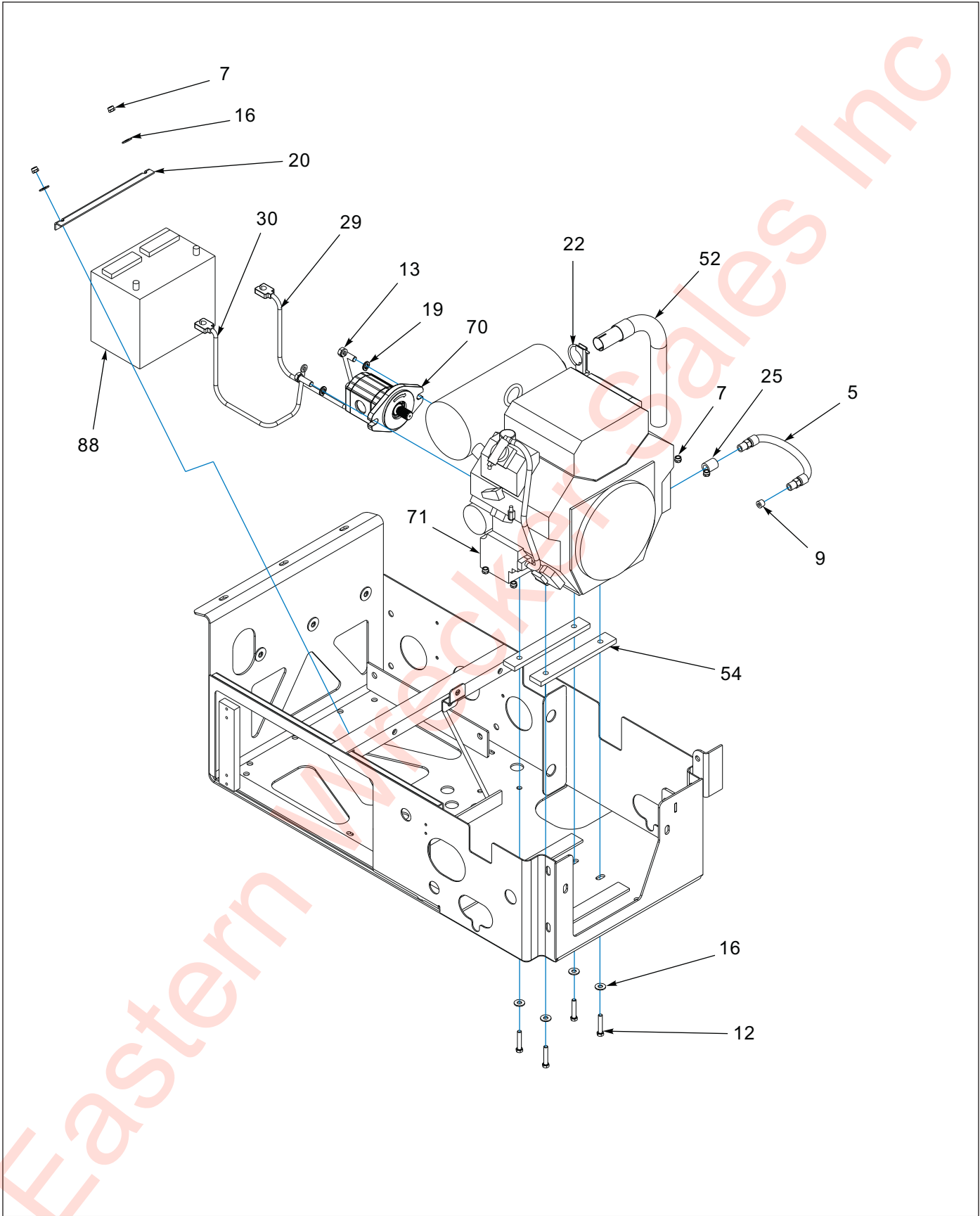


Figure 1-89: 25 HP Upper Deck Package (2 of 4)

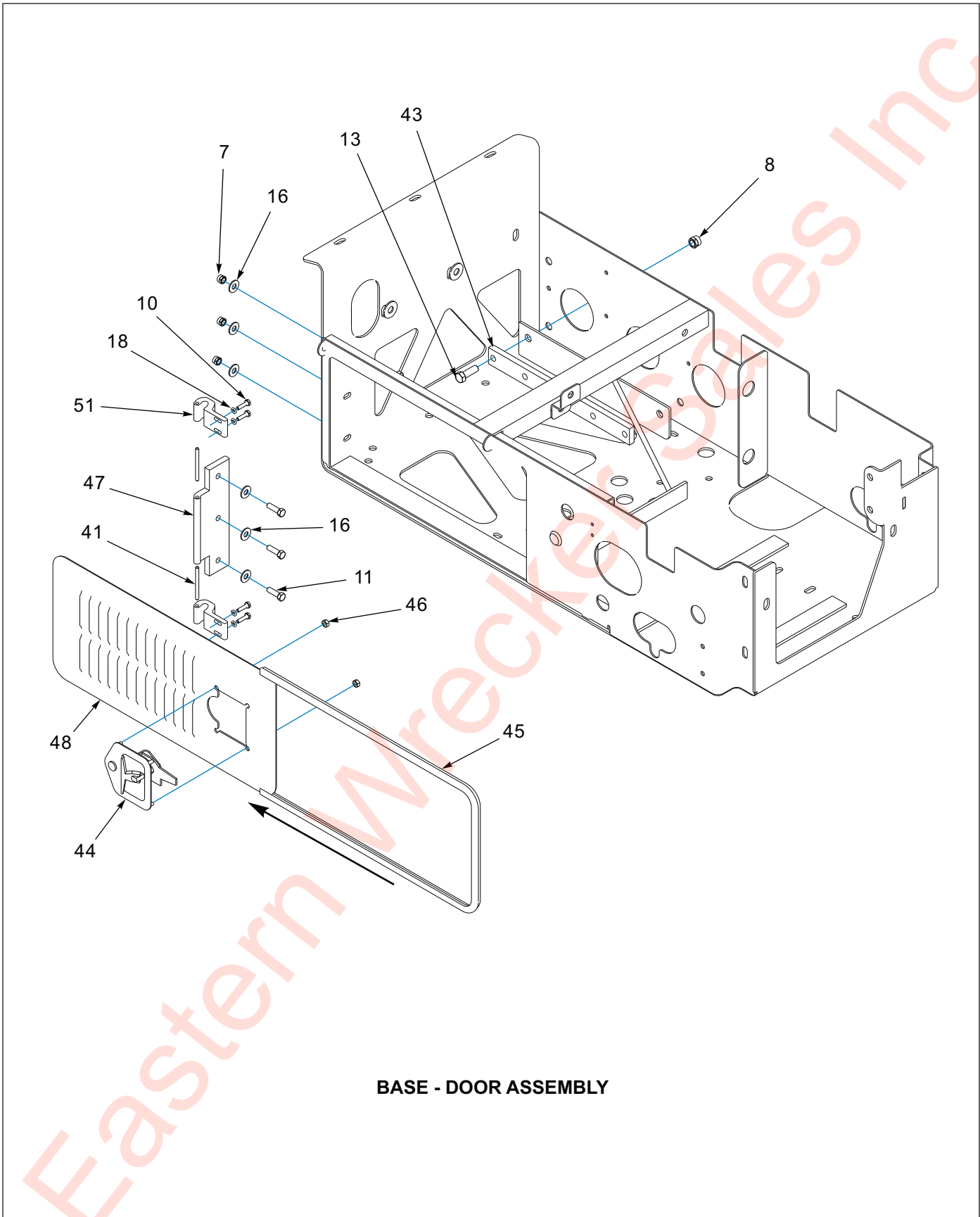
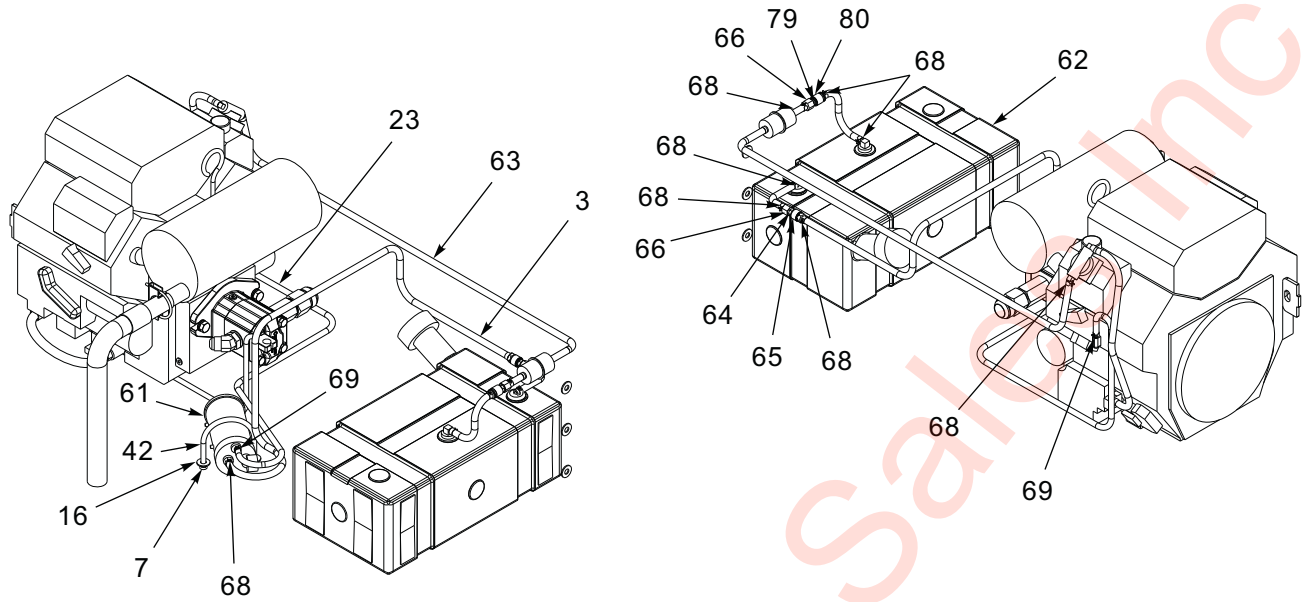
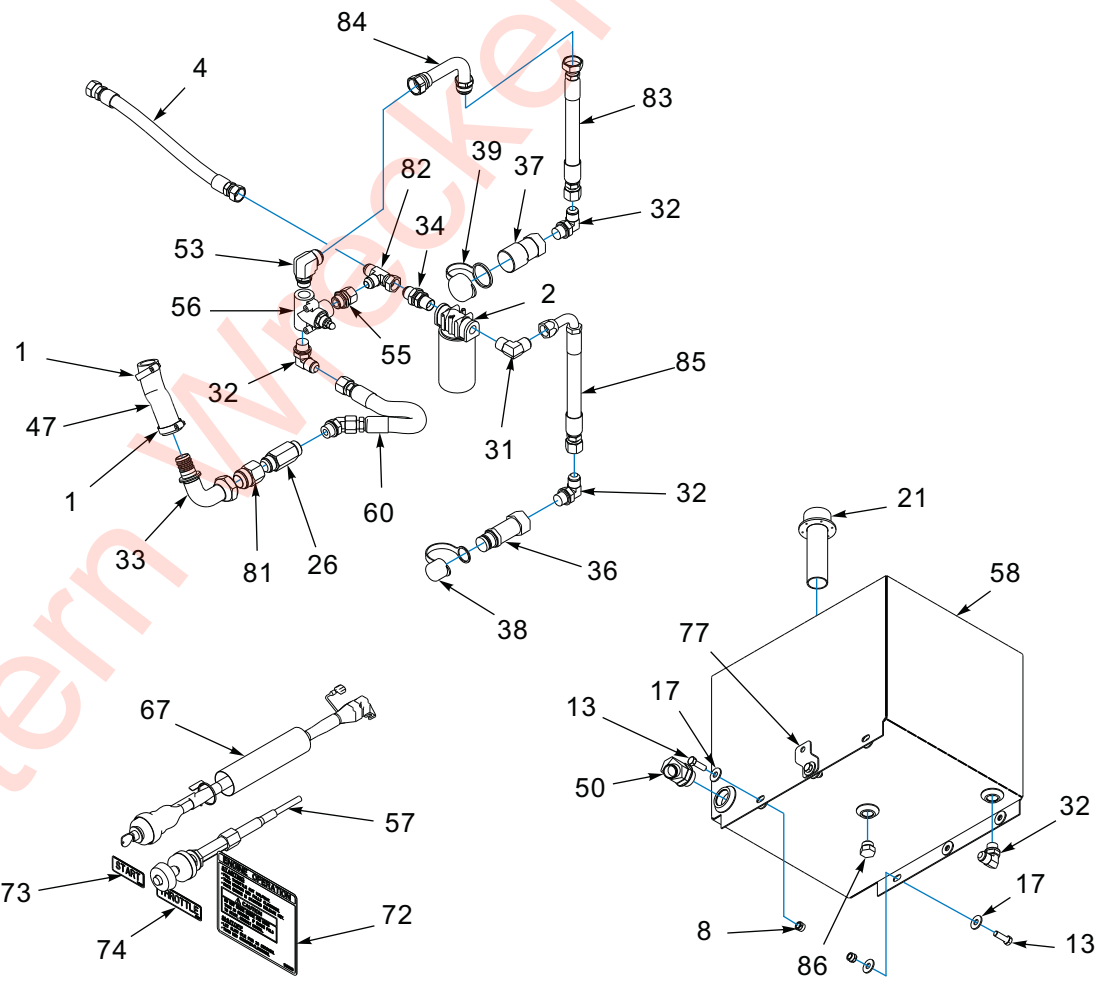


Figure 1-90: 25 HP Upper Deck Package (3 of 4)



**FUEL SYSTEM INSTALLATION**



**Figure 1-91: 25 HP Upper Deck Package (4 of 4)**

## 25 HP Upper Deck Package

ITEM	PART NUMBER	DESCRIPTION	QTY.
	189360	ENGINE PACKAGE, 25HP EFI, U/D	
	189360FI	FIELD INSTL ENG PKG, 25 HP EFI, U/D	
1	1-181-010046-7	CLAMP,HOSE 1-1/16 TO 2DIA #24	2
2	1-295-010001	FILTER, RETURN LINE	1
3	1-316-010013	HOSE,1/4 LOW PRESSURE FUEL	5
4	1-397-010304018	HOSE ASSY,3/4X18,SAE37,STR-ST	1
5	1-397-010312032	HOSE ASSY,3/8X32,3/8 MPT ENDS	1
6	1-512-010004-03	NUT,HEX,SLFLK 10-24UNC, GRA	8
7	1-512-010005-05	NUT, HEX, SLFLKG GRB 3/8-16	15
8	1-512-010005-09	NUT,HEX,SLFLKG, 1/2-13 GRB	10
9	1-560-010002-03	PLUG, PIPE, 3/8NPTF	1
10	1-654-010047-06	SCREW,HX CP 1/4-20UNCX1 GR5	4
11	1-654-010051-06	SCREW,HEX CAP 3/8-16UNCX1-1/4	3
12	1-654-010051-09	SCREW,HEX CAP,3/8-16UNCX2 GR5	6
13	1-654-010055-03	SCREW,HEX CAP,1/2-13UNCX1-1/2	10
14	1-654-010055-13	SCREW,HEX CAP,1/2-13UNCX4 GR5	2
15	1-822-010002	TRIM-LOK 3/16 <b>(NOT SHOWN)</b>	6
16	1-861-010032-11	WASHER, FLAT 3/8 W ZP/CD	22
17	1-861-010032-15	WASHER, FLAT 1/2 W ZP/CD	20
18	1-861-010034-09	WASHER, LKG HLCL SPR, 1/4	4
19	1-861-010034-13	WASHER, LKG HLCL SPR, 1/2	2
20	3-120-010124	BATTERY CLAMP BRKT	1
21	3-162-010001	FILLER BREATHER STRAINER ASSY	1
22	3-182-010028	CLAMP MUFFLER	1
23	3-316-010008	3/16 ID FUEL HOSE	3
24	3-443-010018	LATCH,FLEX DRAW,LEVER ASSIST	2
25	3/8P COUPL	3/8 BLK PIPE COUPLING	1
26	40-0667-02	ELBOW,45,,ST-37 12-12	1
27	110-0116	SCREW RD HD CAP 10-24X3/4	8
28	110-0253	WASHER,FLAT 3/16 STD	8
29	514-9045-30	CABLE ASSY BATTERY	1
30	514-9073-30	CABLE ASSY BATTERY	1
31	2024-12-12S	ADAPTER 90 3/4MPT X3/4M JIC	1
32	2062-12-12S	ADAPTER,90,#12 O-RINGX#12TUBE	5
33	2215-16-20S	ADAPTER-16JIC-20JIC STR	1
34	2240-12-12S	ADAPTER,BLKHD,3/4NPT-3/4TBE	1
35	10030	SEAL,BAR STOCK-NEOPRENE SPNG	2
36	105479	COUPLER FLAT FACE MALE NOSE	1
37	105480	COUPLER FLAT FACE FEMALE BODY	1
38	105481	COUPLER DUST CAP MALE	1
39	105482	COUPLER DUST CAP FEMALE	1
40	108295	SCREW,HX CP 3/8-16UNCX4 GR5	2
41	108601	PIN, DOOR HINGE	2
42	110578	U-BOLT, 3/8-16 x 3-1/8 x 4-1/8	1
43	113856	MOUNT,ENG ISOLATOR,KOHLERCH25	1
44	114814	LATCH FOLDING T LOCKABLE	1
45	114815	SEAL, SPONGE RUBBER TRIM	5
46	115877	NUT HVY HEX 1/4-20 GR5	4

## 25 HP Upper Deck Package

ITEM	PART NUMBER	DESCRIPTION	QTY.
47	116326	HINGE,BASE MNT, COM ENG PKG	1
48	116328	MOUNT,DOOR WLDMT,COM ENG PKG	1
49	116330	FITTING 1.25F 37-1.25 BARB 90	1
50	117873	FITTING,1.63-12 SAE-1 25H/B45	1
51	119206	HINGE, DOOR ENG DRV, 25HP	2
52	119445	EXHAUST EXT WLDMT 25HP E/P	1
53	120384	ADAPTER,#16JICX#12ORB,90ELB <b>(ONLY BEFORE 11/2018)</b>	1
54	120659	ISOLATOR, KOHLER 25HP MOUNT	2
55	120660	ADAPTER #12-O/RFEM-12#FL M	1
56	120661	VALVE,HYD PRES,#12SAE,2500P	1
57	128774	CABLE, THROTTLE 40'	1
58	129264	HYD TANK WLDMT, 30G E/P	1
59	138209	ADAPTER HYD 45#12 MALE-FEMORB	2
60	143850	HOSE ASSY 3/4X35OAL #12F JIC	1
61	166766	CARBON CANISTER,FUEL TANK,GAS	1
62	169531	TANK,FUEL PLSTC,6 GAL,LOW PERM	1
63	169532	HOSE, FUEL,1/4 LOW PERM, CARB	5
64	170109	FITTING,1/4MPT TO MALE QD,FORC	1
65	170110	FITTING,5/16BARB TO FE QD,FORC	1
66	173860	FITTING,1/4 HOSE BARBX1/4 FNPT	2
67	178428	SWITCH/HARNESS ASSY KOHLER UD	1
68	178638	SPRING CLAMP, 1/2"OD FUEL HOSE	8
69	179090	SPRING CLAMP,7/16"OD FUEL HOSE	2
70	186811	PUMP HYDRAULIC GEAR 0.77CID	1
71	189308	ENGINE,KOHLER,25HP,EFI,PUMP	1
72	189309	DECAL,EFI ENG PKG INSTR	1
73	189310	DECAL, START, ENG PKG	1
74	189311	DECAL, THROTTLE, ENG PKG	1
75	189361	WLDMT,ENG PKG MT, 25HP EFI <b>(NOT SHOWN)</b>	1
76	189364	WLDMT,HOOD,ENG PKG,25HP EFI	1
77	189369	PLATE,FUEL HOSE CLAMP	1
78	193904	HOSE, 1-1/4 X 7-1/2, SUCTION	1
79	202225	FITTING 1/4 MNPT/MALE QD	1
80	202226	FITTING5/16 HOSEBARB/FEMALE QD	1
81	202713-16-16S	ADAPTER-160-RING-16JIC STR	1
82	203102-12-12S	ADAPTER,TEE, #12, SAE37 SWIVL	1
83	1-397-010304060	HOSE ASSY 3/4 X 60, SAE37, STR-STB	1
84	205710	ADAPTER, 37-37 JIC, 90, 16S	1
85	205712	HOSE ASSY 3/4 X 60,#12 SAE 37	1
86	900598-12S	PLUG, O-RING BOSS #12	1
87	1410792	OIL, ENGINE 10W-30	0.5
88	2481X	BATTERY 12 VOLT <b>(USED W/ 189360)</b>	1
89	2481X DRY	BATTERY,248IX, NO ACID <b>(USED W/ 189360FI)</b>	1
90	199105	FUEL FILTER KOHLER, 25-050-42-S <b>(NOT SHOWN)</b>	1
91	210377	FUEL PUMP KOHLER <b>(NOT SHOWN)</b>	1
92	10109	DECAL, HYDRAULIC FLUID ONLY <b>(NOT SHOWN)</b>	REF
93	218046	DECAL, GASOLINE ONLY <b>(NOT SHOWN)</b>	REF

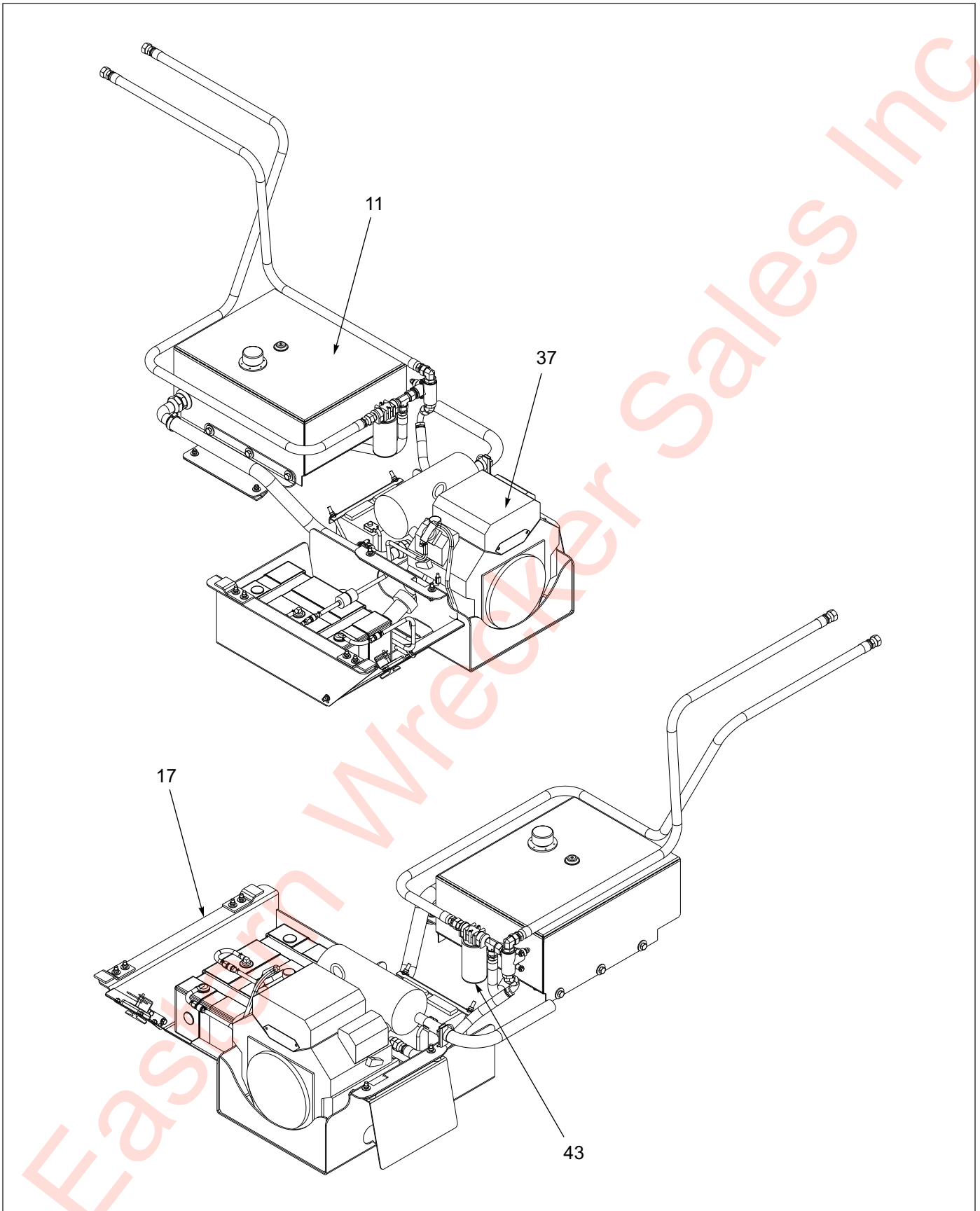
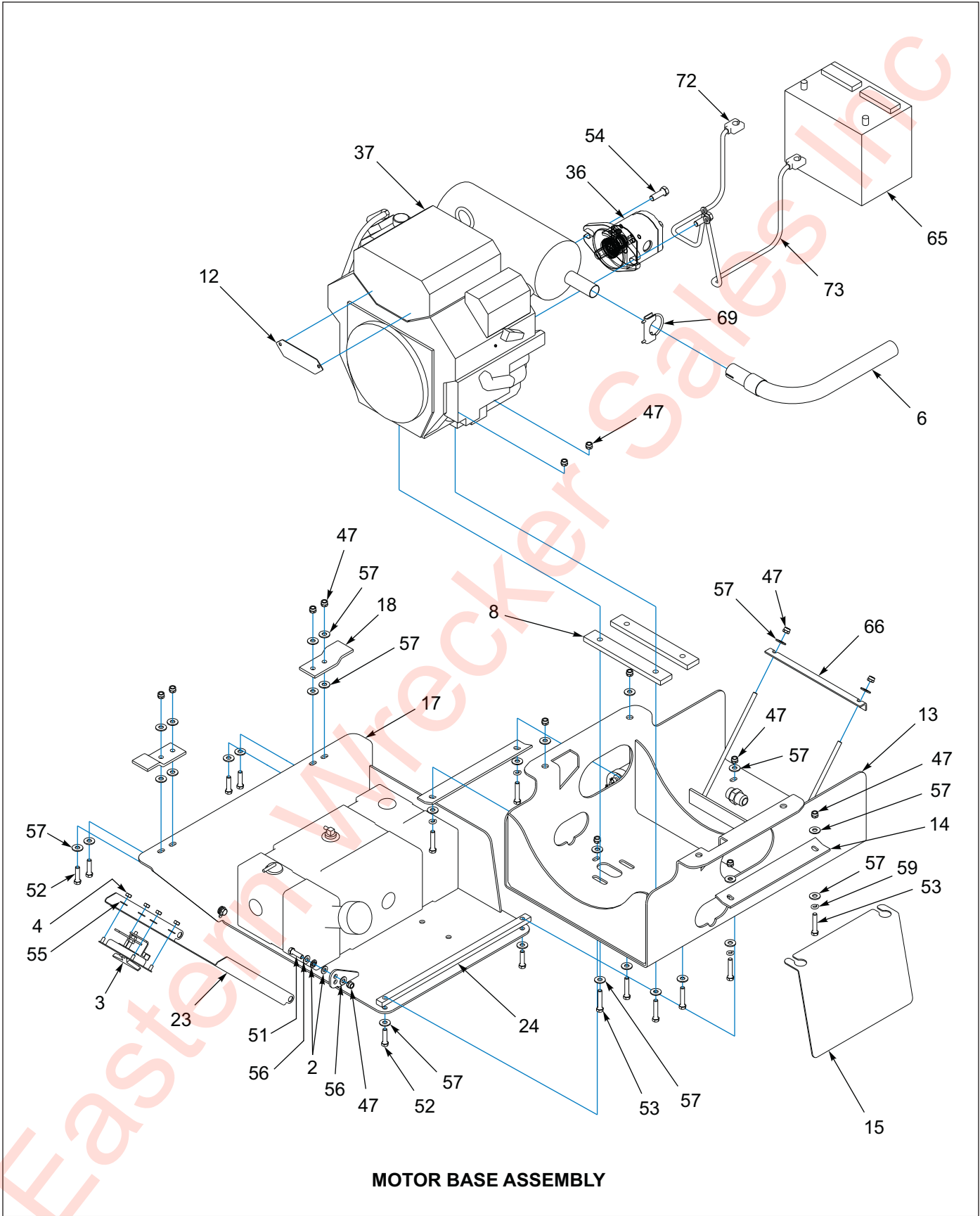


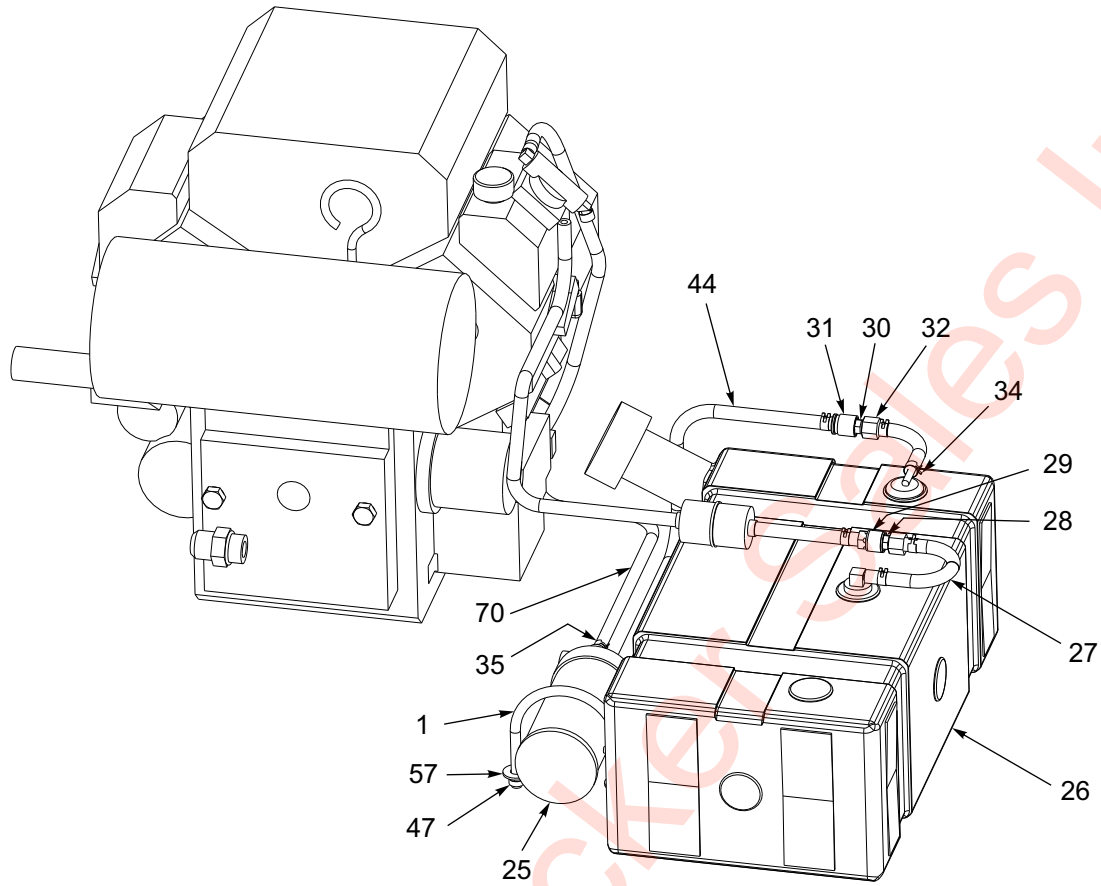
Figure 1-92: 25 HP Slope Package (1 of 4)



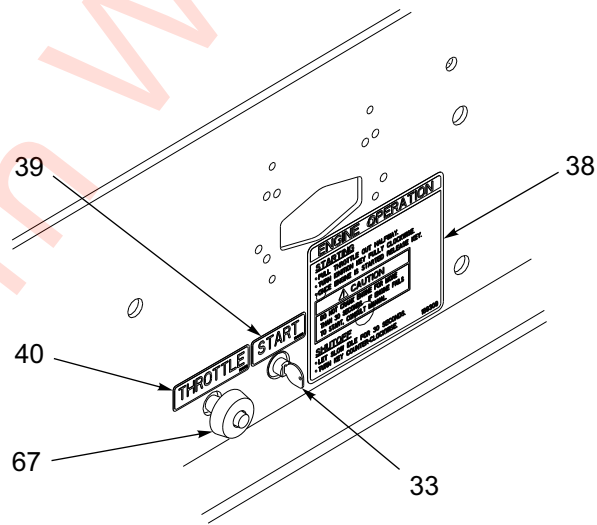


**MOTOR BASE ASSEMBLY**

**Figure 1-93: 25 HP Slope Package (2 of 4)**



**FUEL SYSTEM INSTALLATION**



**CONTROLS & DECALS**

**Figure 1-94: 25 HP Slope Package (3 of 4)**

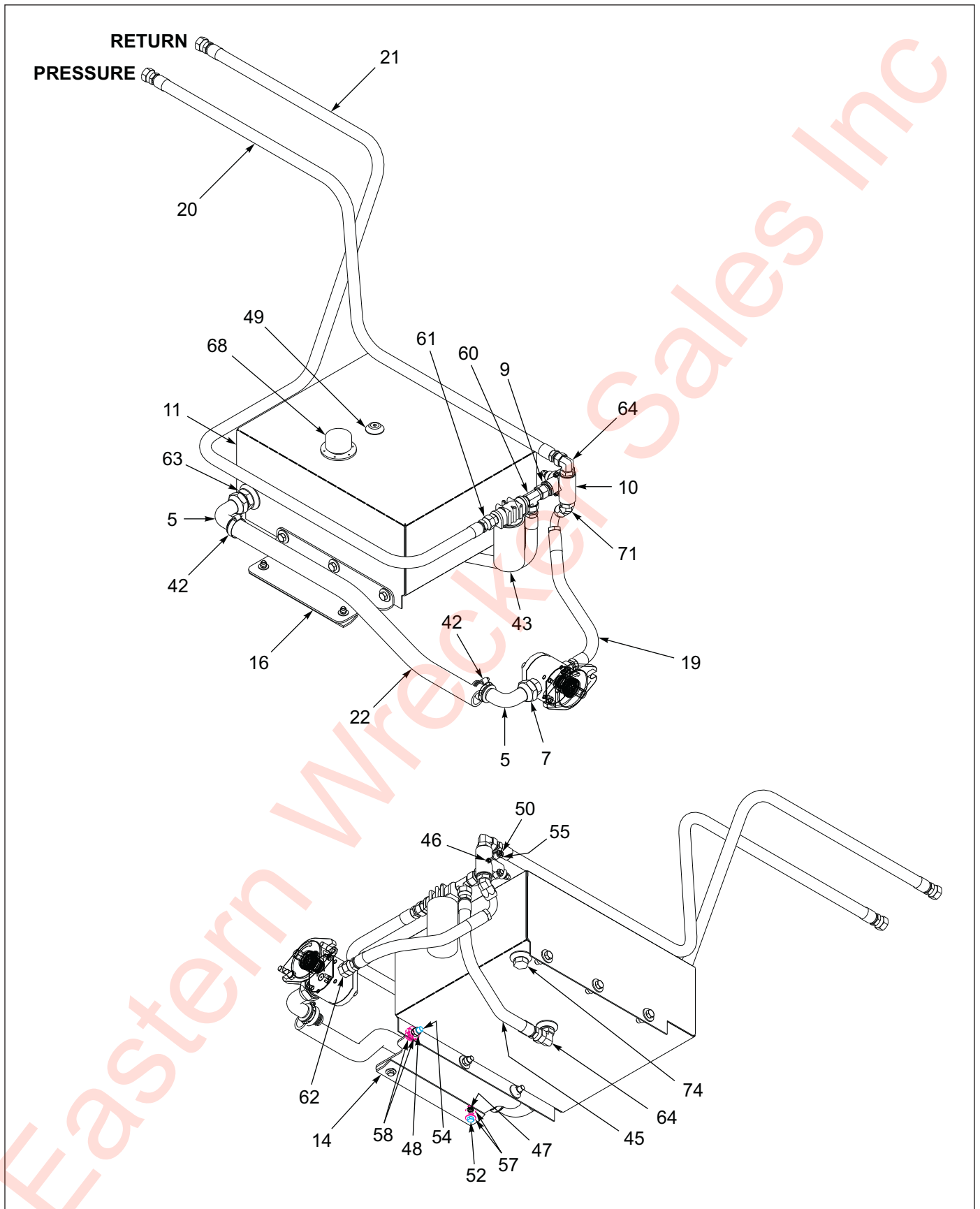


Figure 1-95: 25 HP Slope Package (4 of 4)

## 25 HP Slope Package

ITEM	PART NUMBER	DESCRIPTION	QTY.
	138160	ENG PKG 27HP 930B SLOPE	
1	110578	U-BOLT, 3/8-16 x 3-1/8 x 4-1/8	1
2	112248	NYLON SHOULDER WASHER	4
3	114814	LATCH FOLDING T LOCKABLE	1
4	115877	NUT HVY HEX 1/4-20 GR5	4
5	116330	FITTING 1.25F 37-1.25 BARB 90	2
6	119445	EXHAUST EXT WLDMT 25HP E/P	1
7	119553	CONNECTOR,O-RING/37FL,20-16	1
8	120659	ISOLATOR, KOHLER 25HP MOUNT	2
9	120660	ADAPTER #12-O/RFEM-12#FL M	1
10	120661	VALVE,HYD PRES,#12SAE,2500P	1
11	120662	HYD TANK WLDMT, 15G E/P	1
12	123014	PLATE, MOTOR FRONT, 25HP E/P	1
13	138114	BASE WLDMT ENG PKG 930B	1
14	138144	CLAMP ENG PKG 930B	3
15	138145	SHIELD ENG PKG 930B	1
16	138146	BRACKET TANK MOUNT 930B	1
17	138192	TRAY WLDMT GAS TANK 930 ENG	1
18	138206	MOUNT TRAY GAS TANK	2
19	138818	HOSE ASSY 3/4X24 SAE37 STR 90	1
20	139071	HOSE 3/4 X 72 SAE 37 STR-STR	1
21	139072	HOSE 3/4X105SAE 37 STR-STR	1
22	139073	HOSE 1-1/4ID X 33IN SUCTION	1
23	156171	DOOR GAS TANK TRAY	1
24	156173	SPACER 1/2" FUEL TANK TRAY	1
25	166766	CARBON CANISTER,FUEL TANK,GAS	1
26	169531	TANK,FUEL PLSTC,6 GAL,LOW PERM	1
27	169532	HOSE, FUEL,1/4 LOW PERM, CARB	3
28	170109	FITTING,1/4MPT TO MALE QD,FORC	1
29	170110	FITTING,5/16BARB TO FE QD,FORC	1
30	170111	FITTING,1/4MPT TO MALE QD,SUZU	1
31	170112	FITTING,5/16BARB TO FE QD,SUZU	1
32	173860	FITTING,1/4 HOSE BARBX1/4 FNPT	2
33	178428	SWITCH & HARNESS KIT KOHLER UD	1
34	178638	SPRING CLAMP, 1/2"OD FUEL HOSE	8
35	179090	SPRING CLAMP,7/16"OD FUEL HOSE	2
36	186811	PUMP HYDRAULIC GEAR 0.77CID	1
37	189308	ENGINE,KOHLER,25HP,EFI,PUMP	1
38	189309	DECAL,EFI ENG PKG INSTR	1
39	189310	DECAL, START, ENG PKG	1
40	189311	DECAL, THROTTLE, ENG PKG	1
41	1410792	OIL, ENGINE 10W-30 <b>(NOT SHOWN)</b>	.5
42	1-181-010046-7	CLAMP,HOSE 1-1/16 TO 2DIA #24	2
43	1-295-010001	FILTER, RETURN LINE	1
44	1-316-010013	HOSE,1/4 LOW PRESSURE FUEL	3
45	1-397-010304025	HOSE ASSY,3/4X25,SAE37,STR-ST	1
46	1-512-010005-01	NUT,HEX,SLFLKG GRB 1/4-20	2
47	1-512-010005-05	NUT, HEX, SLFLKG GRB 3/8-16	22

## 25 HP Slope Package

ITEM	PART NUMBER	DESCRIPTION	QTY.
48	1-512-010005-09	NUT,HEX,SLFLKG, 1/2-13 GRB	6
49	1-560-010002-04	PLUG, PIPE, 1/2NPT	1
50	1-654-010047-09	SCREW,HX CP,1/4-20UNCX1-3/4G5	2
51	1-654-010051-06	SCREW,HEX CAP 3/8-16UNCX1-1/4	2
52	1-654-010051-07	SCREW,HEX CAP,3/8-16UNCX1-1/2	8
53	1-654-010051-09	SCREW,HEX CAP,3/8-16UNCX2 GR5	8
54	1-654-010055-03	SCREW,HEX CAP,1/2-13UNCX1-1/2	8
55	1-861-010032-07	WASHER,FLAT 1/4 ZP	6
56	1-861-010032-10	WASHER, FLAT 3/8" N ZP/CD	4
57	1-861-010032-11	WASHER, FLAT 3/8 W ZP/CD	36
58	1-861-010032-15	WASHER, FLAT 1/2 W ZP/CD	12
59	1-861-010034-11	WASHER, LKG HLCL SPR, 3/8	4
60	102-0204	ADAPTER EXTERNALPIPE/37 FLARE	1
61	2021-12-12S	ADAPTER 3/4M PIPE X1-1/16MJIC	1
62	202702-12-12S	ADAPTER,#12 O-RING X #12 TUBE	1
63	202702-20-20S	ADAPTER #20 O-RING #20 TUBE	1
64	2062-12-12S	ADAPTER,90,#12 O-RINGX#12TUBE	2
65	2481X	BATTERY 12 VOLT	1
66	3-120-010124	BATTERY CLAMP BRKT	1
67	3-155-010012	CABLE THROTTLE	1
68	3-162-010001	FILLER BREATHER STRAINER ASSY	1
69	3-182-010028	CLAMP MUFFLER	1
70	3-316-010008	3/16 ID FUEL HOSE	3
71	40-0667-02	ELBOW,45,,ST-37 12-12	1
72	514-9045-26	CABLE ASSY BATTERY POSITIVE	1
73	514-9073-18	CABLE ASSY BATTERY NEG 18 LNG	1
74	900598-12S	PLUG, O-RING BOSS #12	1
75	210377	FUEL PUMP KOHLER <b>(NOT SHOWN)</b>	1
76	10109	DECAL, HYDRAULIC FLUID ONLY <b>(NOT SHOWN)</b>	REF
77	218046	DECAL, GASOLINE ONLY <b>(NOT SHOWN)</b>	REF

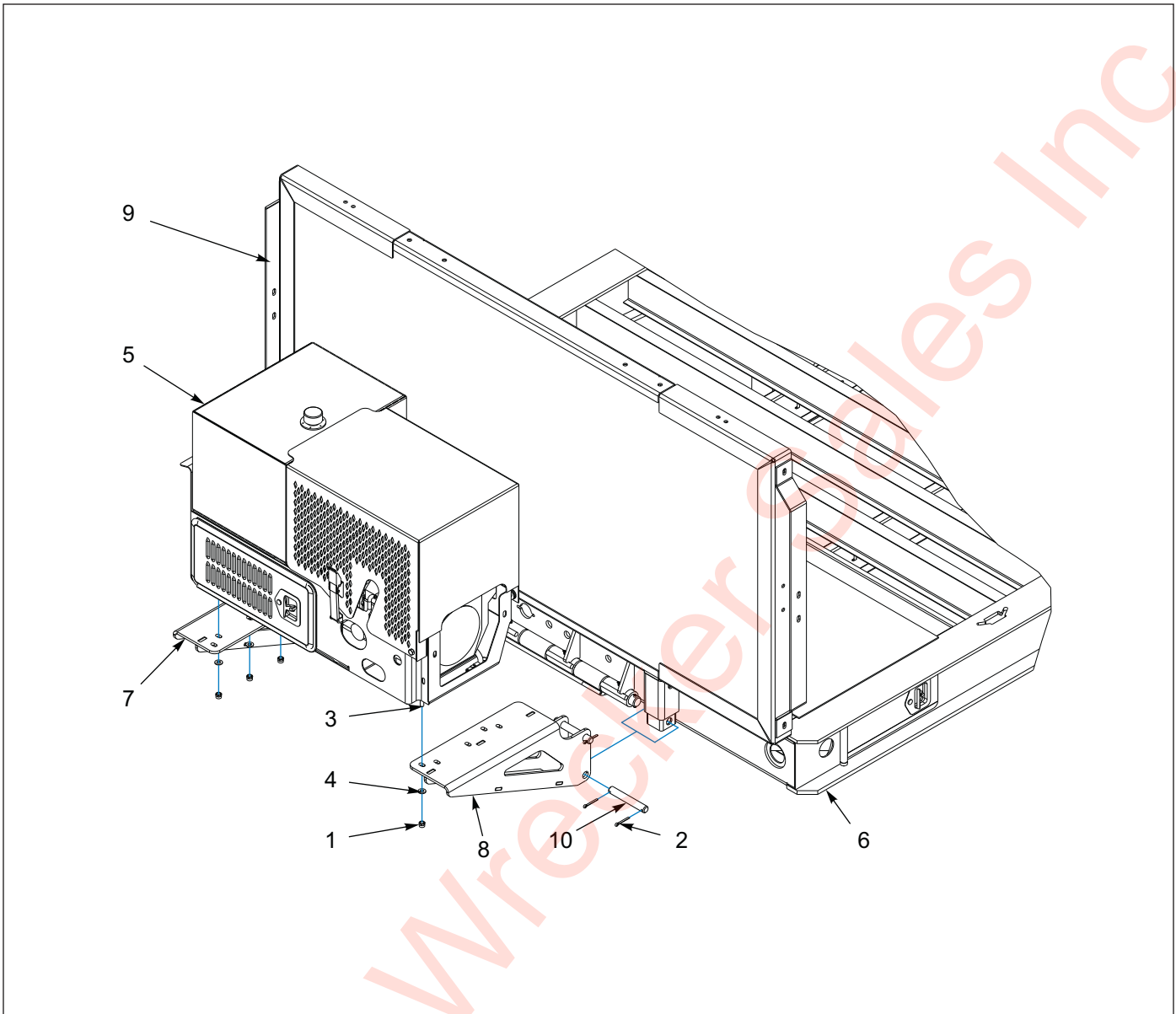


Figure 1-96: Front Mount Extension Package Installation

## Front Mount Extension Package Installation

ITEM	PART NUMBER	DESCRIPTION	QTY.
	147471	FRONT EXTENSION ENGINE PKG MOUNT INSTALLATION	
1	1-512-010005-09	NUT, HEX LOCK 1/2-13 GRB	5
2	1-557-010362-63	PIN, COTTER 1/4 X 2	8
3	1-654-010055-03	SCREW, HEX HEAD CAP 1/2-13 X 1-1/2 GR5	5
4	1-861-010032-14	WASHER, FLAT 1/2N	10
5	123166	ENGINE PKG 27 HP U/D (SEE PAGE 1-156)	REF
6	-----	FRAME ASSEMBLY, G/N	REF
7	147468	BRACKET WELDMENT, RH ENG MOUNT	1
8	147469	BRACKET WELDMENT, LH ENG MOUNT	1
9	3-141-010121-2	BULKHEAD INSTALLATION (SEE PAGE 1-130)	REF
10	3-557-010380	PIN, 1 X 6-7/8	4

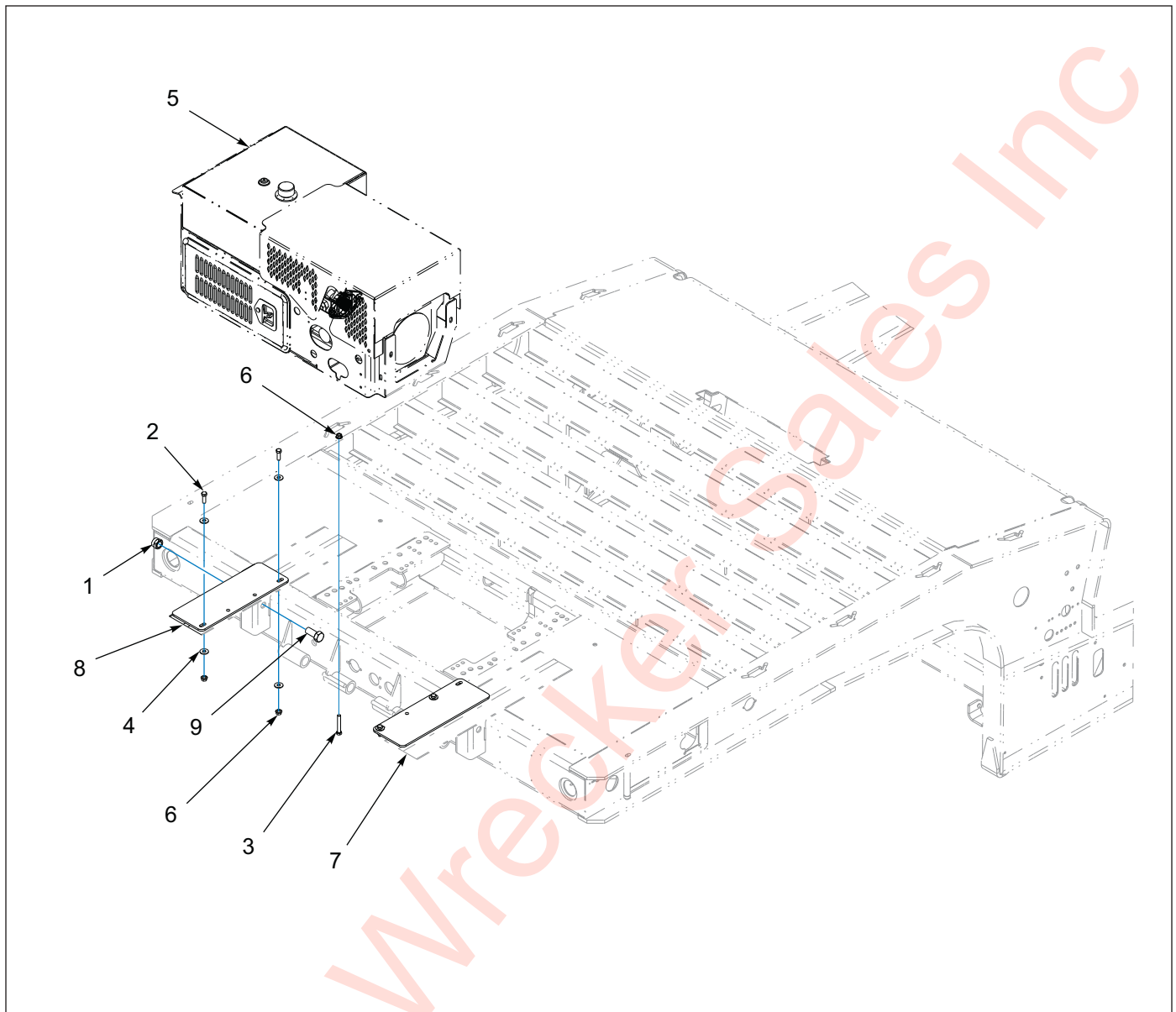


Figure 1-97: Front Mount Installation

## Front Mount Installation

ITEM	PART NUMBER	DESCRIPTION	QTY.
	136580	FRONT MOUNT ENGINE INSTALLATION	
1	1-512-010005-19	NUT, HEX LOCK 1-8 GRB	2
2	1-654-010055-02	SCREW, HEX HEAD CAP 1/2-13 X 1-1/4 GR5	4
3	1-654-010055-10	SCREW, HEX HEAD CAP 1/2-13 X 3-1/4 GR5	2
4	1-861-010032-15	WASHER, FLAT 1/2W	8
5	123166	ENGINE PACKAGE 27 HP U/D (SEE PAGE 1-156)	REF
6	124971	NUT, FLANGE HEAD SPIRALOCK 1/2-13	6
7	130662	GOOSENECK WELDMENT	REF
8	136581	MOUNT WELDMENT LH FRONT ENGINE PACKAGE	1
9	136582	MOUNT WELDMENT RH FRONT ENGINE PACKAGE	1
10	137943	SCREW, HEX HEAD CAP 1-8 X 2-1/4 GR5	2

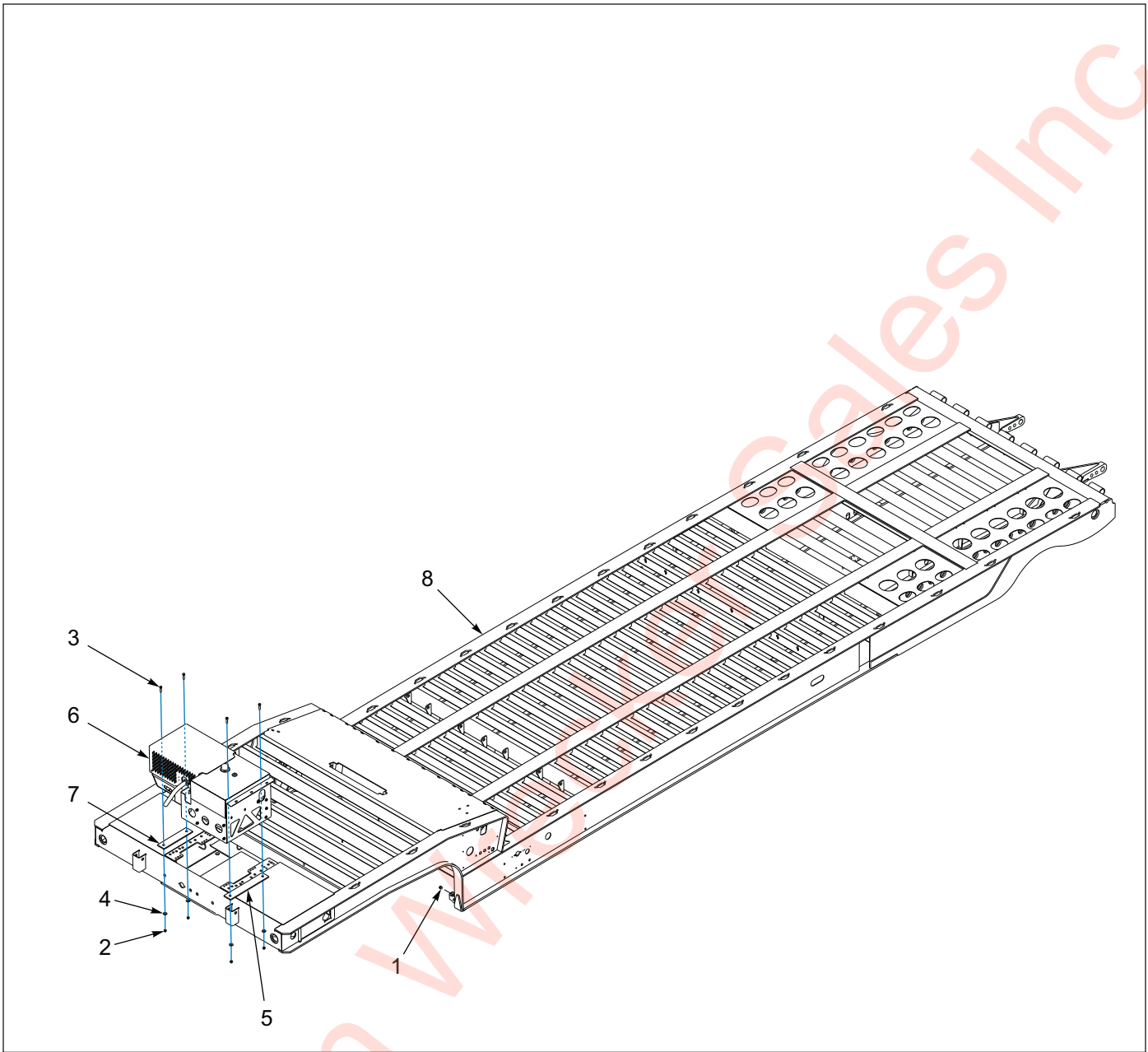


Figure 1-98: Mount Package W/O Winch

## Mount Package W/O Winch

ITEM	PART NUMBER	DESCRIPTION	QTY.
	148949	ENGINE MOUNT PACKAGE W/O WINCH	
1	1-007-010025	PLUG, 3/4-16	2
2	1-512-010005-09	NUT, HEX LOCK 1/2-13 GRB	4
3	1-654-010055-05	SCREW, HEX HEAD CAP 1/2-13 X 2 GR5	4
4	1-861-010032-15	WASHER, FLAT 1/2W	4
5	120478	PLATE, U/D ENGINEMOUNT	1
6	123166	ENGINE PACKAGE, 27 HP U/D (SEE PAGE 1-156)	REF
7	124555	PLATE, U/D ENGINE MOUNT	1
8	-----	FRAME WELDMENT	REF



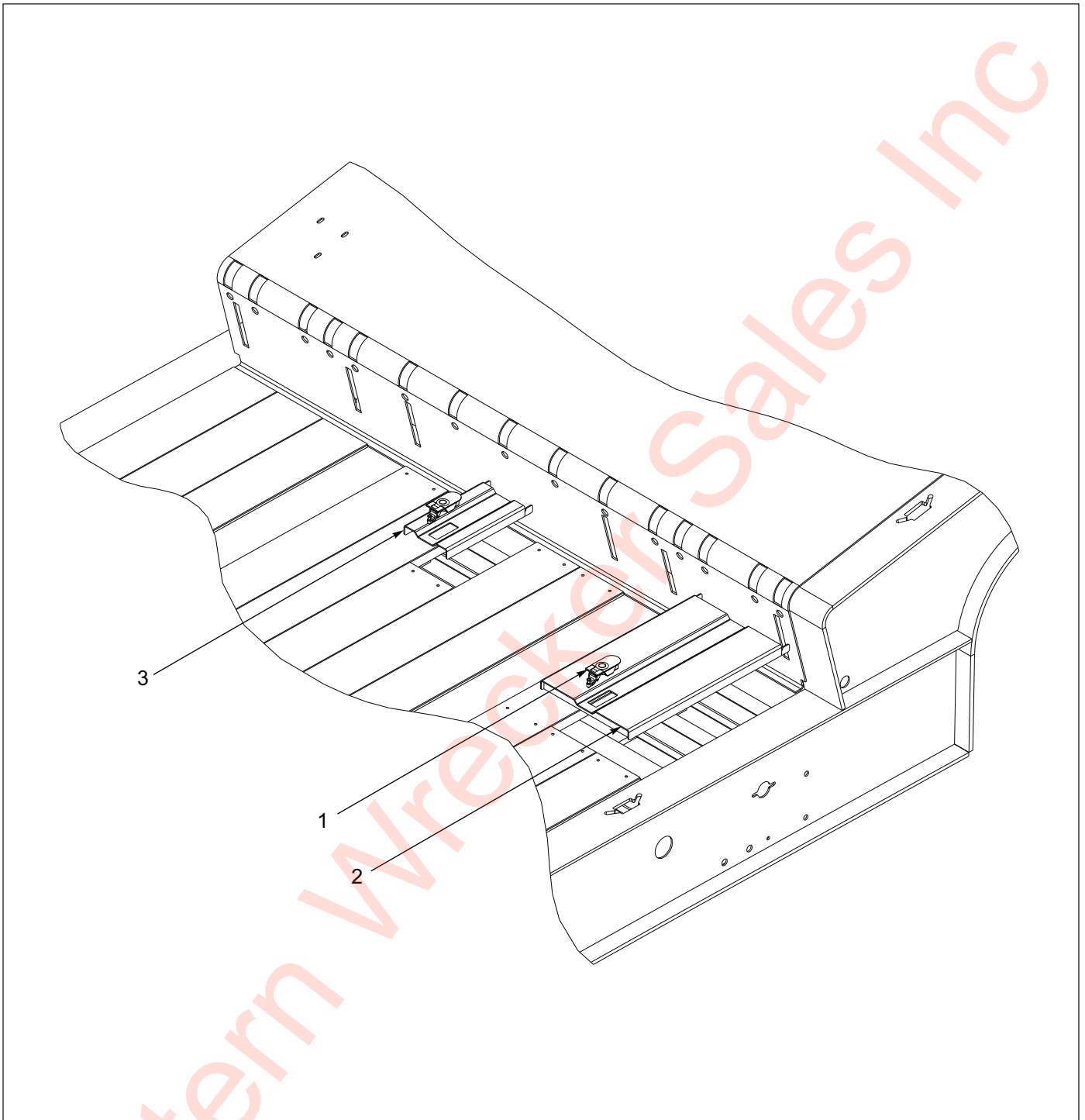


Figure 1-99: Slope Cover Installation (Used On Trailers W/O Ramp)

### Slope Cover Installation (Used On Trailers W/O Ramp)

ITEM	PART NUMBER	DESCRIPTION	QTY.
	140820	SLOPE ENGINE COVER INSTALLATION	
1	121526	LATCH, COMPRESSION	2
2	140821	COVER WELDMENT, ENGINE	1
3	140824	COVER, HYD TANK	1

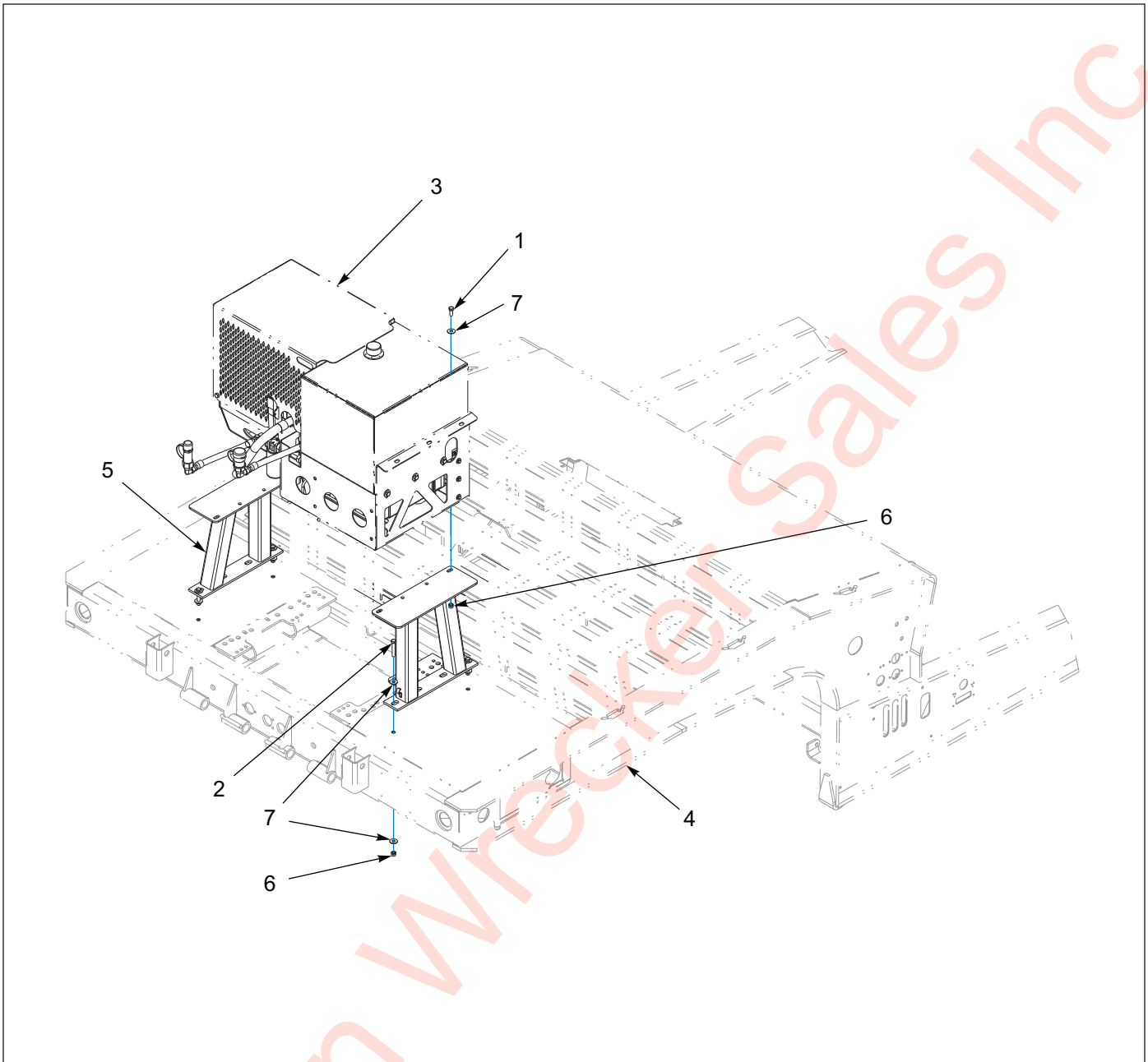


Figure 1-100: Upper Deck Stand Installation

## Upper Deck Stand Installation

ITEM	PART NUMBER	DESCRIPTION	QTY.
	136578	UPPER DECK STAND INSTALLATION	
1	1-654-010055-03	SCREW,HEX CAP,1/2-13UNCX1-1/2	4
2	1-654-010055-09	SCREW,HX CP,1/2-13UNCX3 GR5	4
3	123166	ENG PKG 27 HP U/D 317 (SEE PAGE 1-156)	REF
4	-----	UPPER DECK FRAME WELDMNT	REF
5	134857	MOUNT WLDMT ENG PKG 318-186	2
6	1-512-010005-09	NUT,HEX,SLFLKG, 1/2-13 GRB	8
7	1-861-010032-15	WASHER, FLAT 1/2 W ZP/CD	16

## Hydraulic Kits - Options

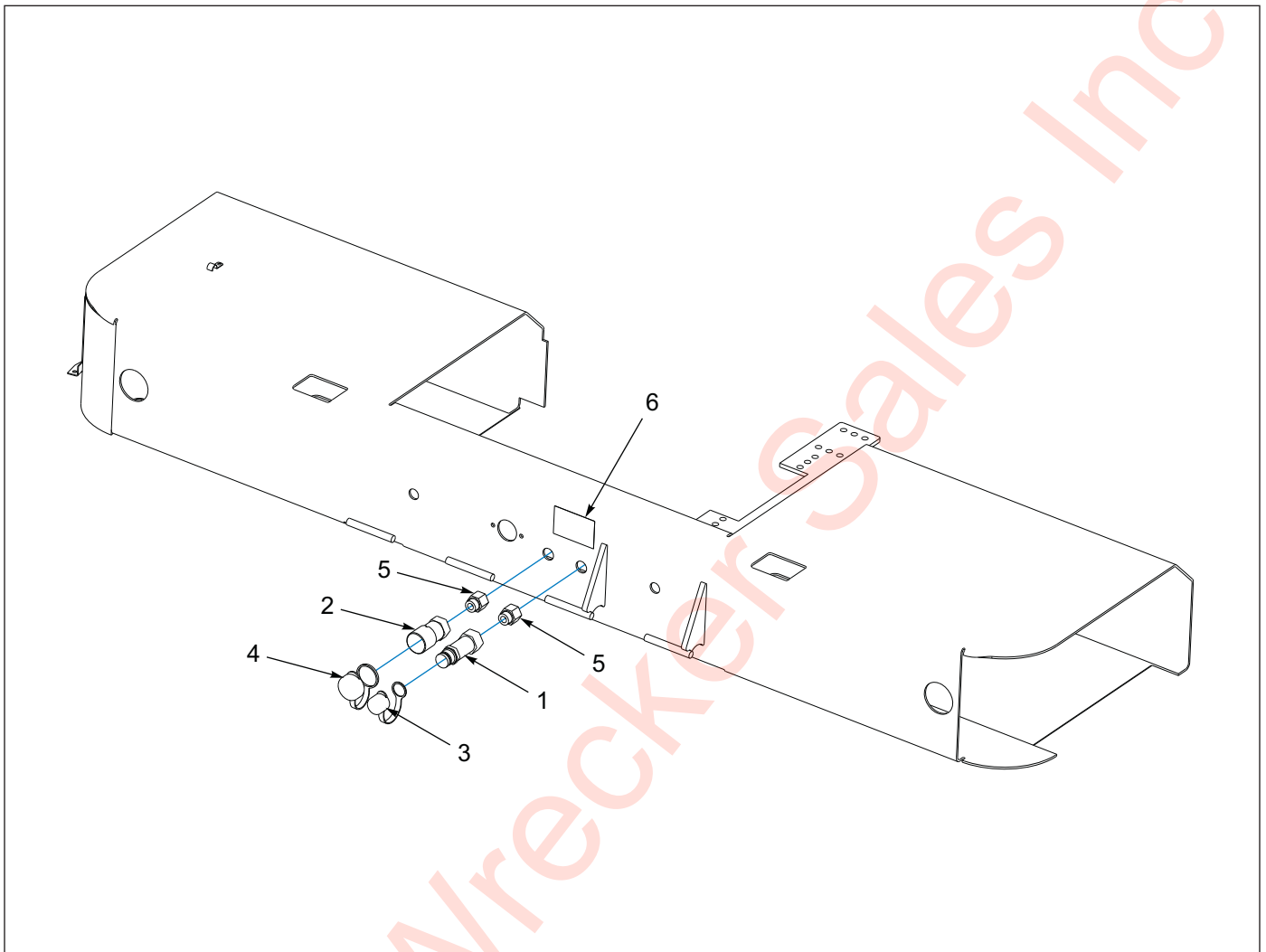


Figure 1-101: Hydraulic Conversion Kit - Ball to Flat

### Hydraulic Conversion Kit - Ball to Flat

ITEM	PART NUMBER	DESCRIPTION	QTY.
	105902	HYDRAULIC CONVERSION KIT, BALL TO FLAT	
1	105479	COUPLER, FLAT FACE MALE NOSE	1
2	105480	COUPLER, FLAT FACE FEMALE BODY	1
3	105481	COUPLER, DUST CAP MALE	1
4	105482	COUPLER, DUST CAP FEMALE	1
5	2216-12-12S	INTERNAL PIPE O-RING BOSS	2
6	105822	DECAL, HYD COUPLER	1

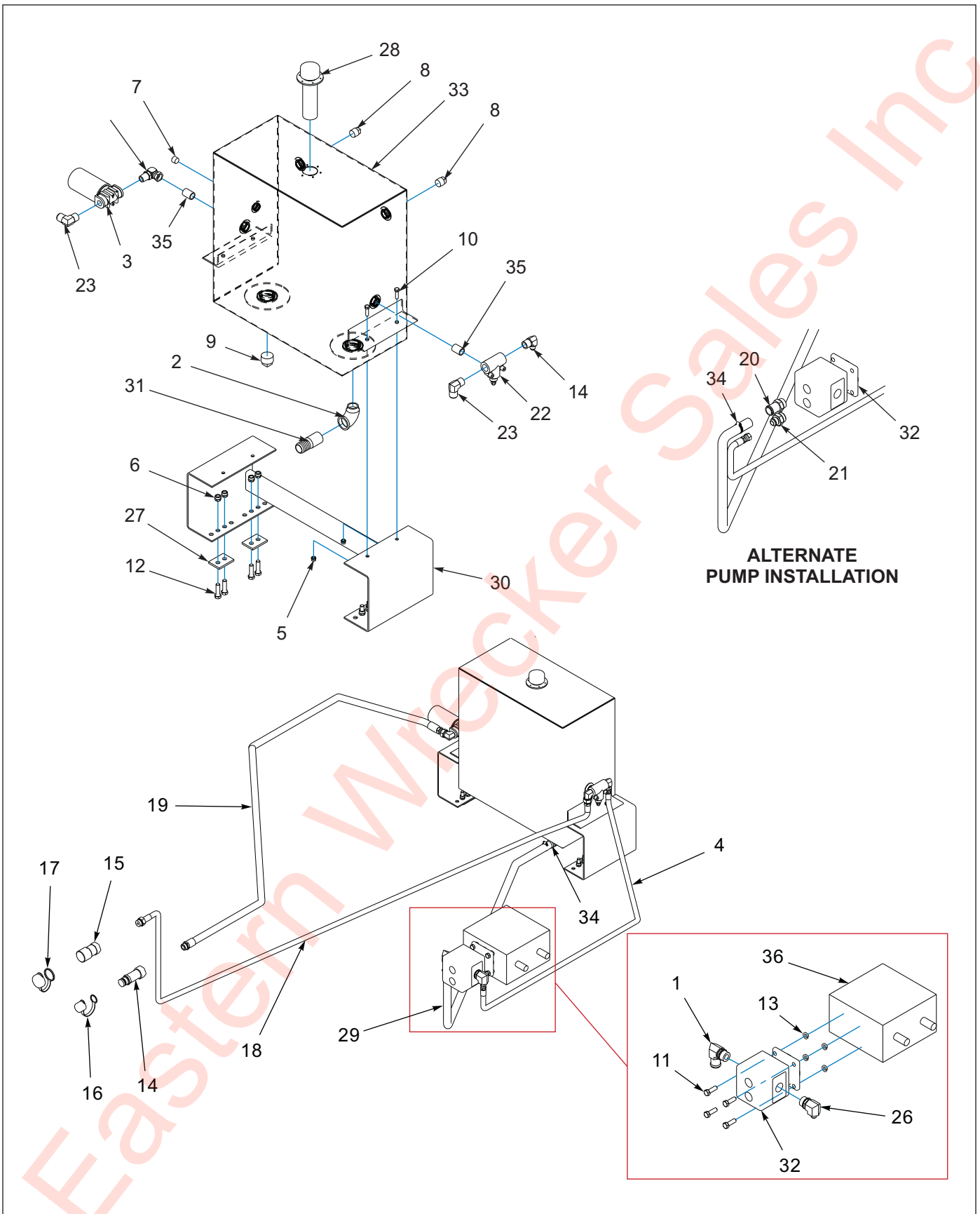


Figure 1-102: Hydraulic Wet Kit Items - 30 Gallon

## Hydraulic Wet Kit Items - 30 Gallon

ITEM	PART NUMBER	DESCRIPTION	QTY.
	107498	HYDRAULIC WET KIT W/ PTO INSTALLED	
	107499	HYDRAULIC WET KIT W/ PTO NOT INSTALLED	
	107500	HYDRAULIC WET KIT W/O PTO NOT INSTALLED	
1	1-007-010006	ELBOW 90, 1-5/16 O-RING 1-1/4 HOSE	1
2	1-1/4ST ELL	BLACK PIPE ELBOW 90 ST	1
3	1-295-010001	FILTER, RETURN	1
3	1-295-010002	FILTER ELEMENT	1
4	1-397-010301100	HOSE ASSEMBLY 1/2 X 100	1
5	1-512-010005-05	NUT, HEX LOCK 3/8-16 GRB	4
6	1-512-010005-09	NUT, HEX LOCK 1/2-13 GRB	8
7	1-560-010002-04	PIPE PLUG 1/2	1
8	1-560-010002-05	PIPE PLUG 3/4	2
9	1-560-010002-07	PLUG, BLACK PIPE 1-1/4 SQ HEAD	1
10	1-654-010051-06	SCREW, HEX HEAD CAP 3/8-16 X 1-1/4 GR5	4
11	1-654-010055-03	SCREW, HEX HEAD CAP 1/2-13 X 1-1/2 GR5	4
12	1-654-010055-04	SCREW, HEX HEAD CAP 1/2-13 X 1-3/4 GR5	8
13	1-861-010034-13	WASHER, SPLIT LOCK 1/2	4
14	105479	COUPLER, FLAT FACE MALE NOSE	1
15	105480	COUPLER, FLAT FACE FEMALE BODY	1
16	105481	COUPLER, DUST CAP MALE	1
17	105482	COUPLER, DUST CAP FEMALE	1
18	106759	HOSE ASSEMBLY 1/2 X 164	1
19	106760	HOSE ASSEMBLY 3/4 X 164	1
20	107513	ADAPTER	1
21	12-16 070120	ADAPTER	1
22	125130	RD12D HYD BY PASS SRDD	1
23	2024-12-12S	ADAPTER 90	2
24	2024-12-8S	ADAPTER, 90	1
25	2047-12-12S	ELBOW, 90 SWIVEL	1
26	2062-16-8S	ADAPTER, 90	1
27	3-120-010461	BRACKET, HYD TANK MOUNT SUPPORT	4
28	3-162-010001	FILLER-BREATH-ER-STRAINER ASSEMBLY	1
29	3-399-010001	HOSE, 1-1/4 SUCTION	8'
30	3-482-010503	TANK MOUNT	1
31	3-561-010001	HOSE BARB 1-1/4	1
32	3-591-010001	HYDRAULIC GEAR PUMP	1
33	3-786-010043	TANK, HYDRAULIC	1
34	6828	IDEAL HOSE CLAMP	2
35	C3069X12	NIPPLE, HEX	2
36	PTO	POWER TAKE OFF	REF

# Lights - Options

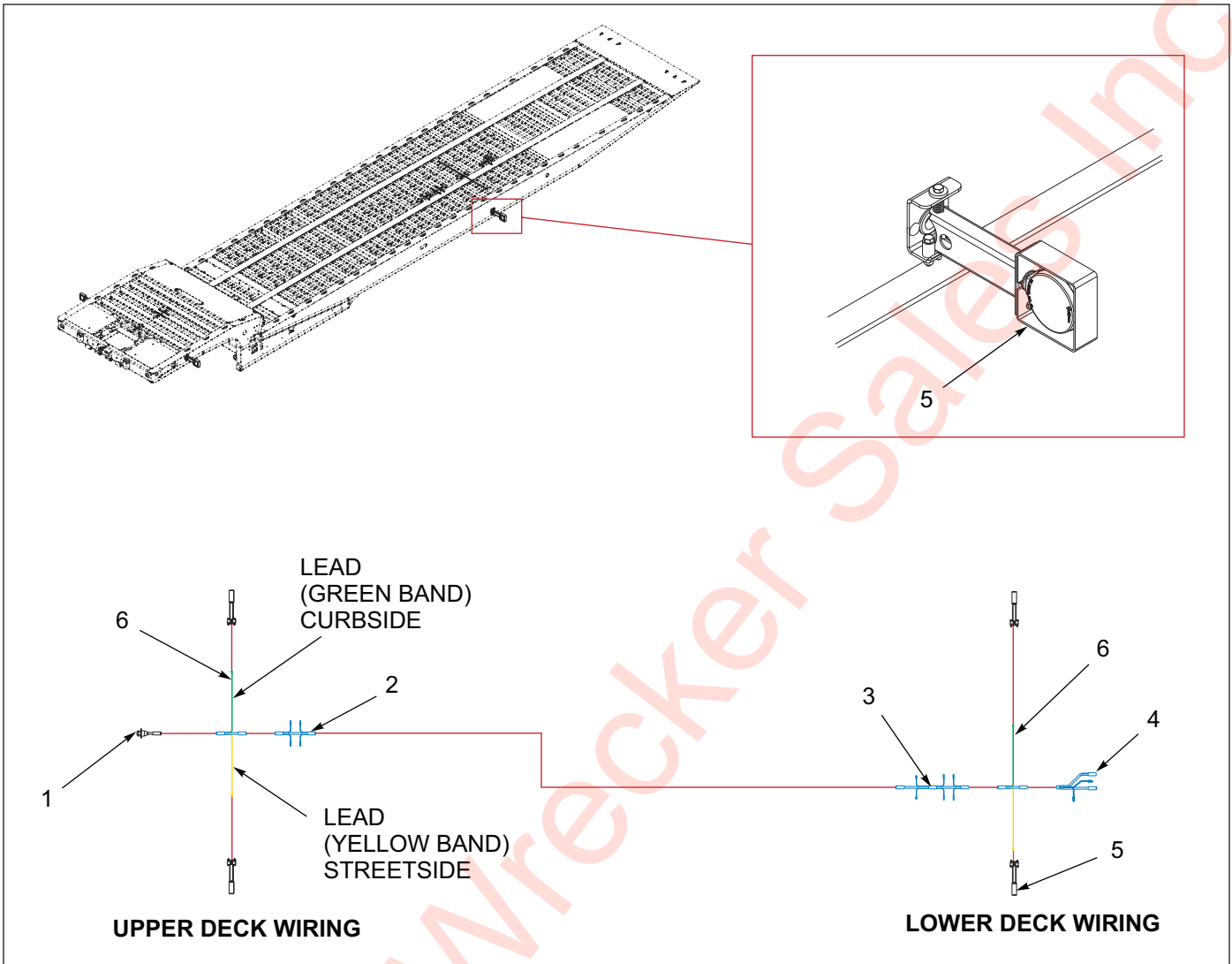


Figure 1-103: Swingout Light Installation

## Swingout Light Installation

ITEM	PART NUMBER	DESCRIPTION	QTY.		
	179085	INSTL, SWING-OUT LTS, UPR & LWR DK	*		
	179088	INSTL, SWING-OUT LTS, UPR DK		*	
	179089	INSTL, SWING-OUT LTS, LWR DK			*
1	143100	HARNESS 7WAY RECP GROTE	REF	REF	REF
2	143101	HARNESS FRONT MAIN GROTE	REF	REF	REF
3	143102	HARNESS BED MAIN GROTE	REF	REF	REF
4	143103	HARNESS ECHAIN GROTE	REF	REF	REF
5	176420	LIGHT ASSY SWING-ARM (SEE PAGE 1-177)	4	2	2
6	176432	HARNESS, JUMPER, EMERGENCY FLA	2	1	1
7	1-796-010003-02	TIE, STRAP, PLASTIC .18X14.0 (NOT SHOWN)	REF	REF	REF

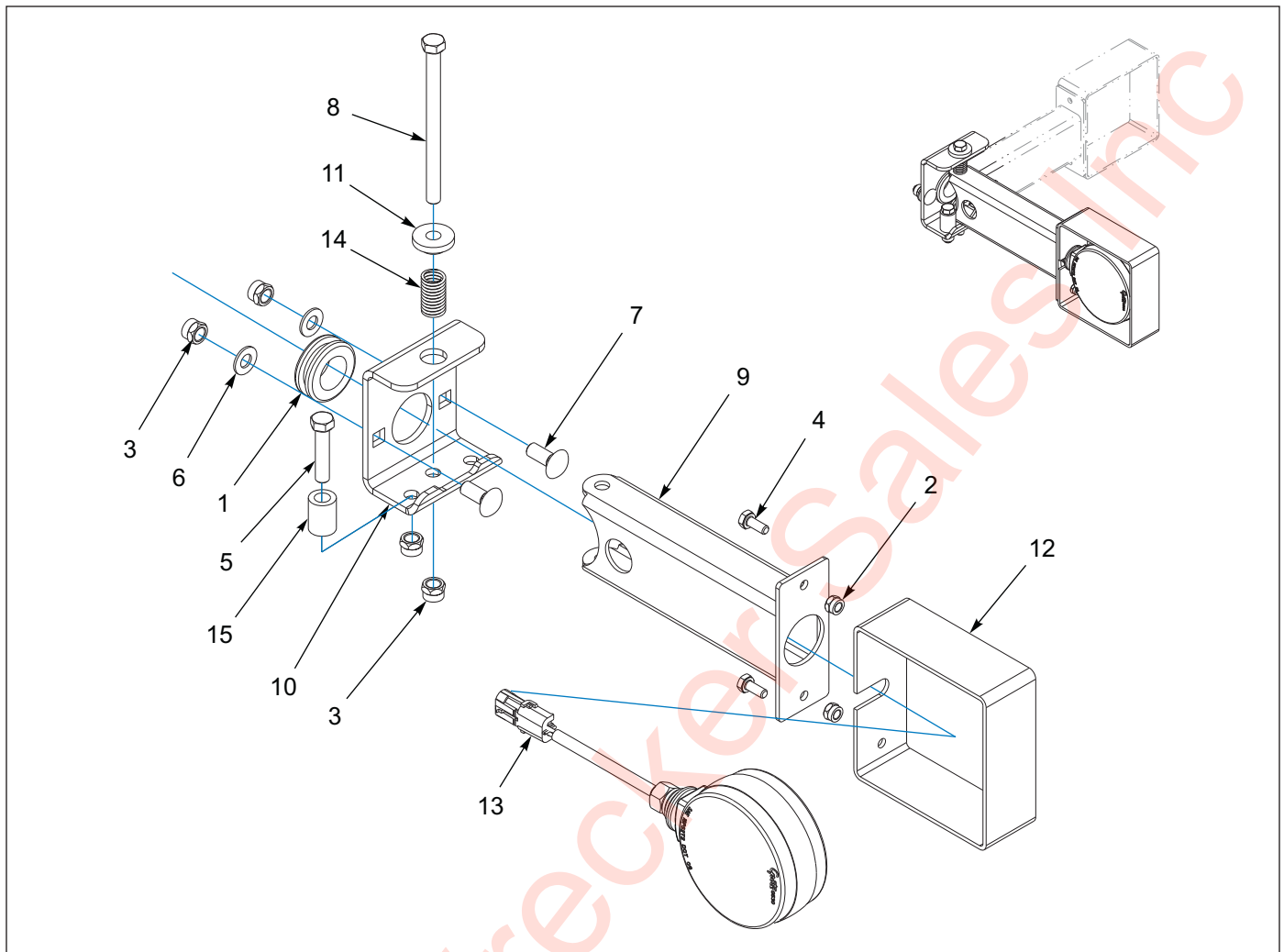


Figure 1-104: Swing-Arm Light Assembly - Turn Signal/Emergency Flasher

## Swing-Arm Light Assembly - Turn Signal/Emergency Flasher

ITEM	PART NUMBER	DESCRIPTION	QTY.
	176420	SWING ARM LIGHT ASSEMBLY	
1	1-343-010007	GROMMET	1
2	1-512-010005-01	NUT, HEX LOCK 1/4-20 GRB	2
3	1-512-010005-05	NUT, HEX LOCK 3/8-16 GRB	4
4	1-654-010047-03	SCREW, HEX HEAD CAP 1/4-20 X 5/8 GR5	2
5	1-654-010051-08	SCREW, HEX HEAD CAP 3/8-16 X 1-3/4 GR5	1
6	1-861-010032-10	WASHER, FLAT 3/8N	2
7	111276	SCREW, RD HEAD SQ NECK 3/8-16 X 1 GR5	2
8	172882	SCREW, HEX HEAD CAP 3/8-16 X 5 GR5	1
9	176421	LIGHT SWING-ARM WELDMENT	1
10	176424	BRACKET MOUNTING, SWING-ARM LIGHT	1
11	176425	WASHER, STEP	1
12	176440	MOUNT/GUARD, PEDESTAL LIGHT	1
13	178384	LIGHT, YELLOW LED 4" DOUBLE FACE	1
14	178389	SPRING, COMPRESSION SWING-ARM LIGHT	1
15	2-150-010240	BUSHING, STOP SPRAY SHIELD	1

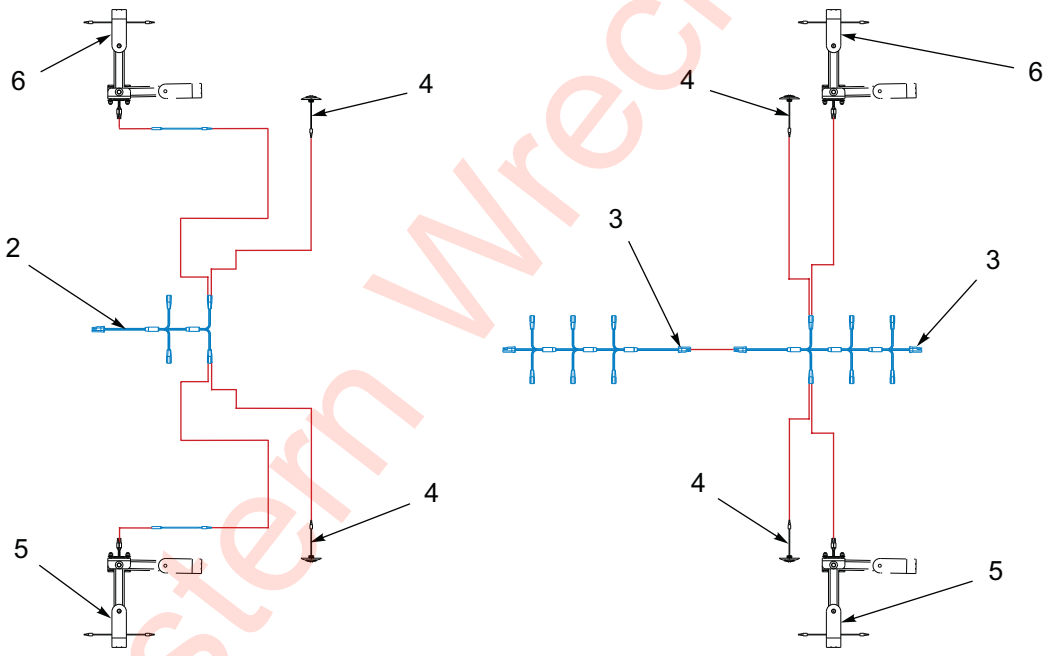
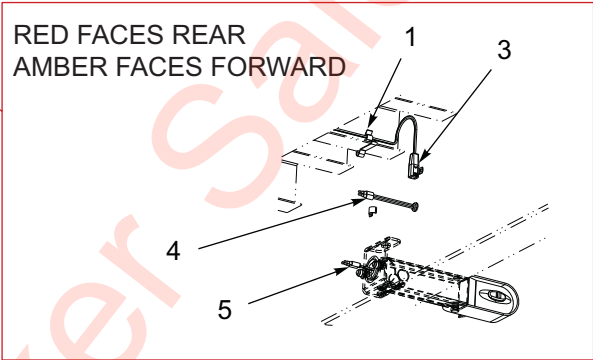
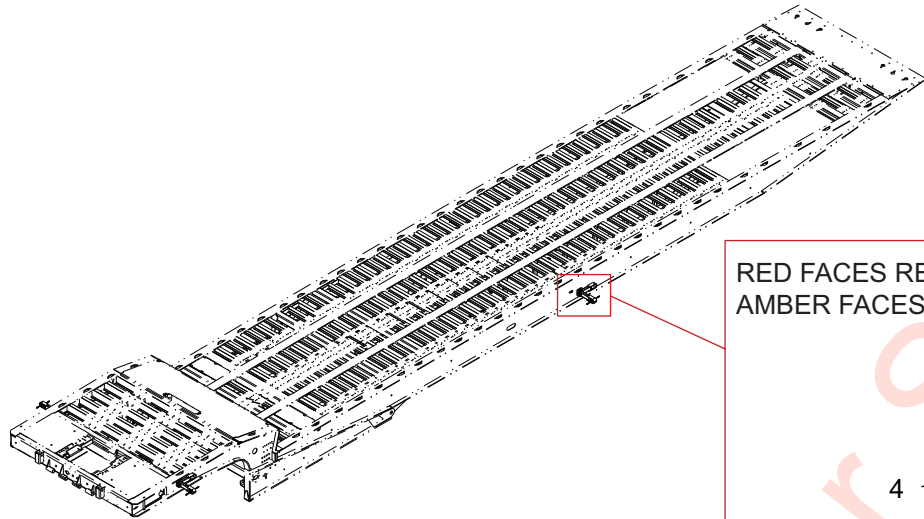


Figure 1-105: Swingout Marker Light Installation - Red/Amber



## Swingout Marker Light Installation - Red/Amber

ITEM	PART NUMBER	DESCRIPTION	QTY.		
	191557	INSTL,SWING-OUT MARKER LIGHT, LWR DK	*		
	191558	INSTL, SWING-OUT MARKER LIGHT, UPR DK	*		
	191559	INSTL, SWING-OUT MARKER LIGHT, LWR DK & UPR DK	*		
1	186901	GOOSENECK WLDMT, US 400	REF	REF	REF
2	187833	CLIP HARNESS, CROSS-MEMBER	REF	REF	REF
3	187855	HARNESS MARKER UPR DECK	REF	REF	REF
4	187856	HARNESS MARKER MID DECK	REF	REF	REF
5	213297	LIGHT YEL LED.75CL/MK CLEAR CB	REF	REF	REF
6	189015	FRAME WLDMT 440A-53-102	REF	REF	REF
7	191555	LIGHT ASSY,SWING-ARM MKR,STREET(SEE PAGE 1-180)	1	1	2
8	191556	LIGHT ASSY,SWING-ARM MKR,CURB (SEE PAGE 1-181)	1	1	2
9	191569	HARNESS MARKER LAMP MICRONOVA	--	2	2

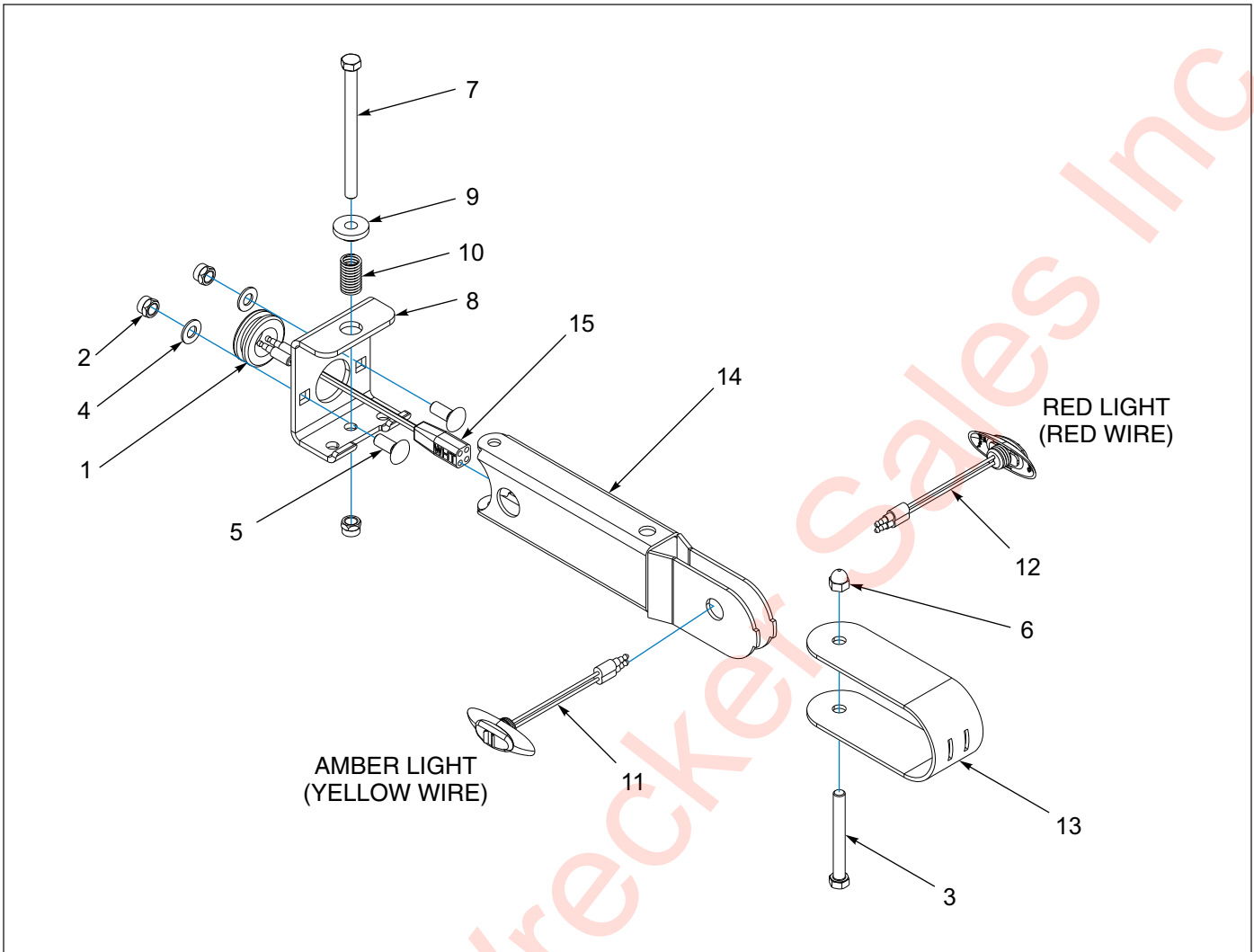


Figure 1-106: Swing-Arm Light Assembly - STREET

## Swing-Arm Marker Light Assembly - STREET

ITEM	PART NUMBER	DESCRIPTION	QTY.
	191555	LIGHT ASSY, SWING-ARM MKR, ST	
1	1-343-010007	GROMMET	1
2	1-512-010005-05	NUT, HEX, SLFLKG GRB 3/8-16	3
3	1-654-010051-14	SCREW HX CP 3/8-16UNCX3-1/4G5	1
4	1-861-010032-10	WASHER, FLAT 3/8" N ZP/CD	2
5	111276	SCREW RDHD SQNK 3/8-16X1 GR5	2
6	122154	NUT, HEX ACORN 3/8-16ZP	1
7	172882	SCREW HX CP 3/8-16UNCX5 GR5	1
8	176424	BRACKET MTG SWING-ARM LIGHT	1
9	176425	WASHER STEP	1
10	178389	SPRING, COMPRESSION SWINGARM	1
11	213297	LIGHT YEL LED.75CL/MK CLEAR CB	1
12	213298	LIGHT RED LED.75CL/MK CLEAR CB	1
13	191552	GUARD SWING-OUT LIGHT	1
14	191554	SWING-ARM WLDMT MARKER LIGHT	1
15	191568	HARNES MARKER LAMP MICRONOVA	1

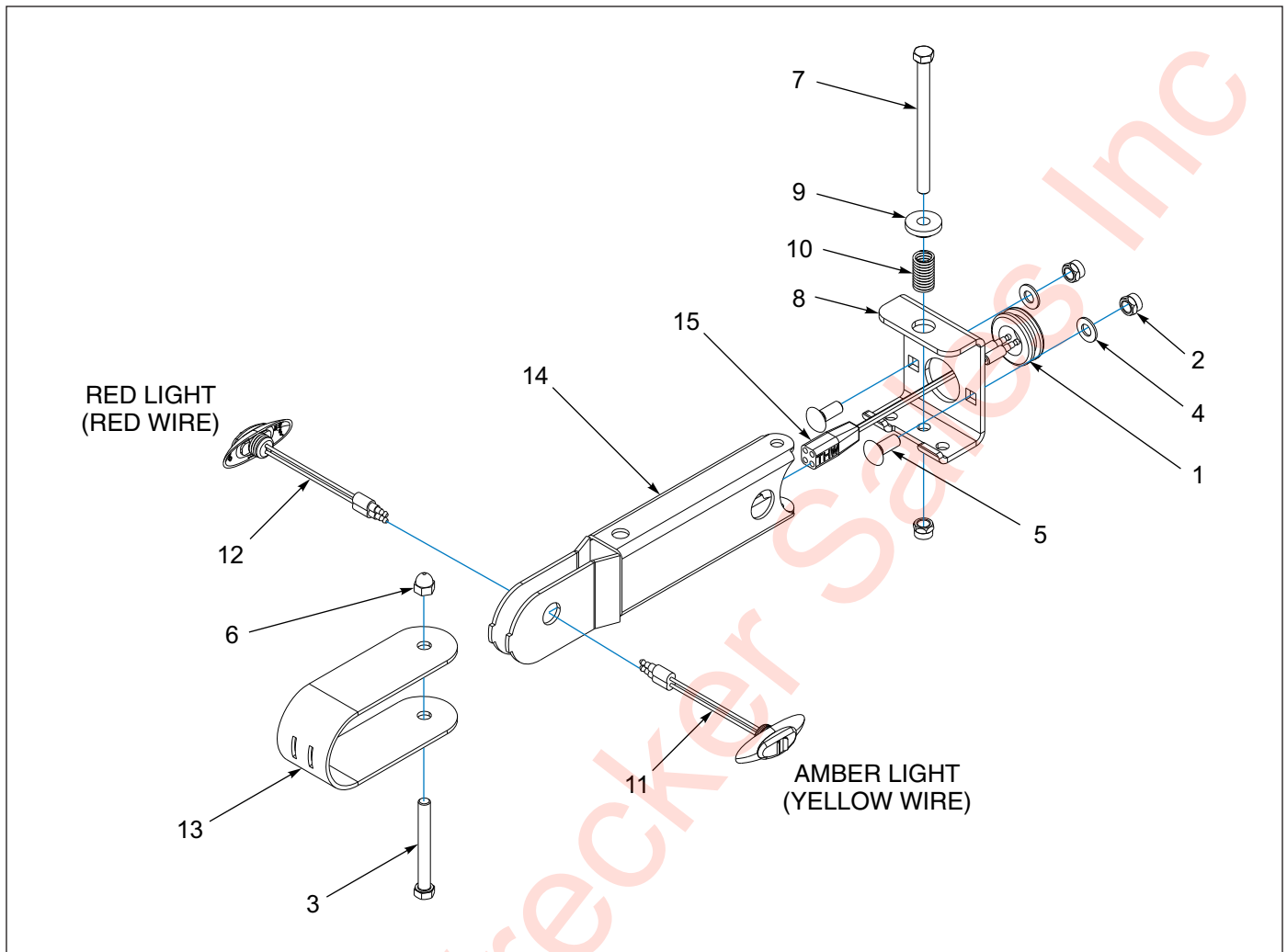


Figure 1-107: Swing-Arm Light Assembly - CURB

## Swing-Arm Marker Light Assembly - CURB

ITEM	PART NUMBER	DESCRIPTION	QTY.
	191556	LIGHT ASSY, SWING-ARM MKR, CURB	
1	1-343-010007	GROMMET	1
2	1-512-010005-05	NUT, HEX, SLFLKG GRB 3/8-16	3
3	1-654-010051-14	SCREW HX CP 3/8-16UNCX3-1/4G5	1
4	1-861-010032-10	WASHER, FLAT 3/8" N ZP/CD	2
5	111276	SCREW RDHD SQNK 3/8-16X1 GR5	2
6	122154	NUT, HEX ACORN 3/8-16ZP	1
7	172882	SCREW HX CP 3/8-16UNCX5 GR5	1
8	176424	BRACKET MTG SWING-ARM LIGHT	1
9	176425	WASHER STEP	1
10	178389	SPRING, COMPRESSION SWINGARM	1
11	213297	LIGHT YEL LED.75CL/MK CLEAR CB	1
12	213298	LIGHT RED LED.75CL/MK CLEAR CB	1
13	191552	GUARD SWING-OUT LIGHT	1
14	191554	SWING-ARM WLDMT MARKER LIGHT	1
15	191568	HARNES MARKER LAMP MICRONOVA	1

## Ramps - Options

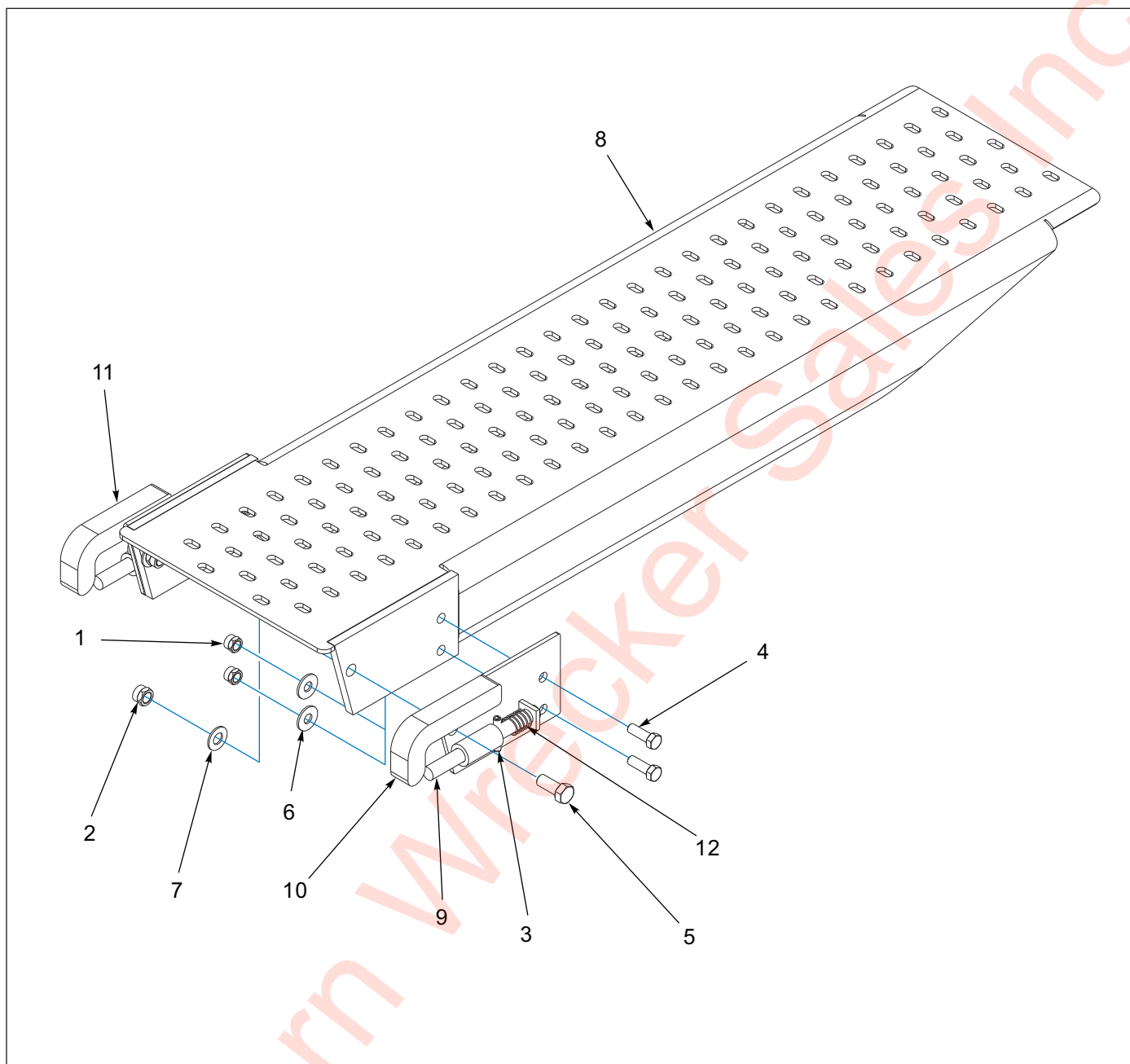


Figure 1-108: Front Slope

### Front Slope

ITEM	PART NUMBER	DESCRIPTION	QTY.
	183670	RAMP ASSEMBLY, FRONT SLOPE 930	
1	1-512-010005-09	NUT, HEX SLFLKG, 1/2-13 UNC, GRB	6
2	1-654-010070-03	SCREW, RDH SQ NK, 1/2-13 X 1-1/2	6
3	1-861-010032-15	WASHER, FLAT ZP/CD, 1/2W	6
4	108962	RAMP, ALUM 930 ASSY	REF
5	183665	WLDMT, RAMP BRACKET 900	2

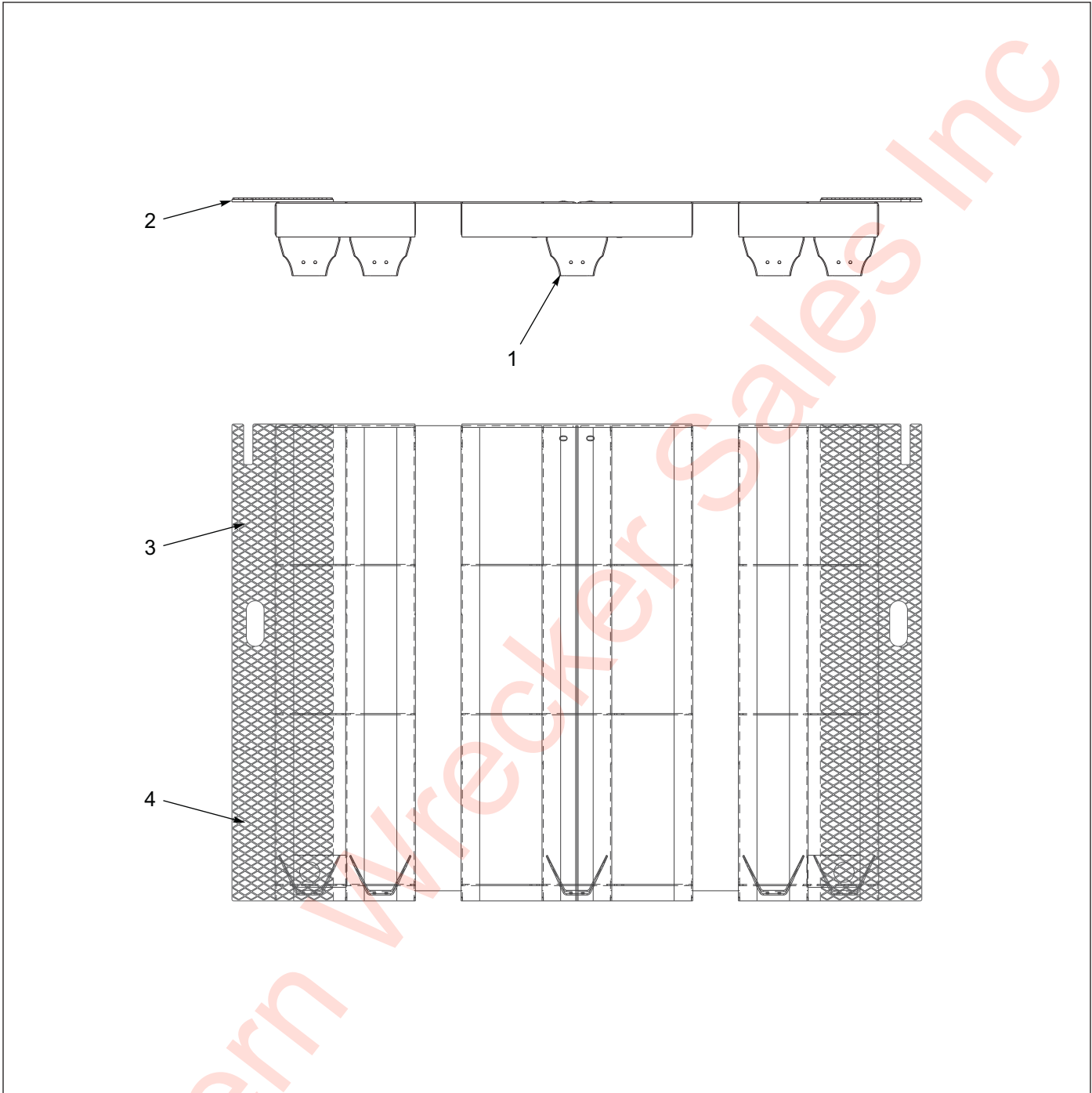


Figure 1-109: Ramp Modification Weldment - 6'

### Ramp Modification Weldment - 6'

ITEM	PART NUMBER	DESCRIPTION	QTY.
	181546	RAMP MODIFICATION WELDMENT - 6 FEET	
1	139464	RAMP, WELMENT, 6FT, 930B D/D	1
2	181547	PLATE, WIDTH, EXT 6' RAMP	2
3	181548	EXP MTL, WIDTH, EXT 6' RAMP	2
4	182459	EXP MTL, 22-1/4 X 14-3/4	2

## Roller Guides - Options

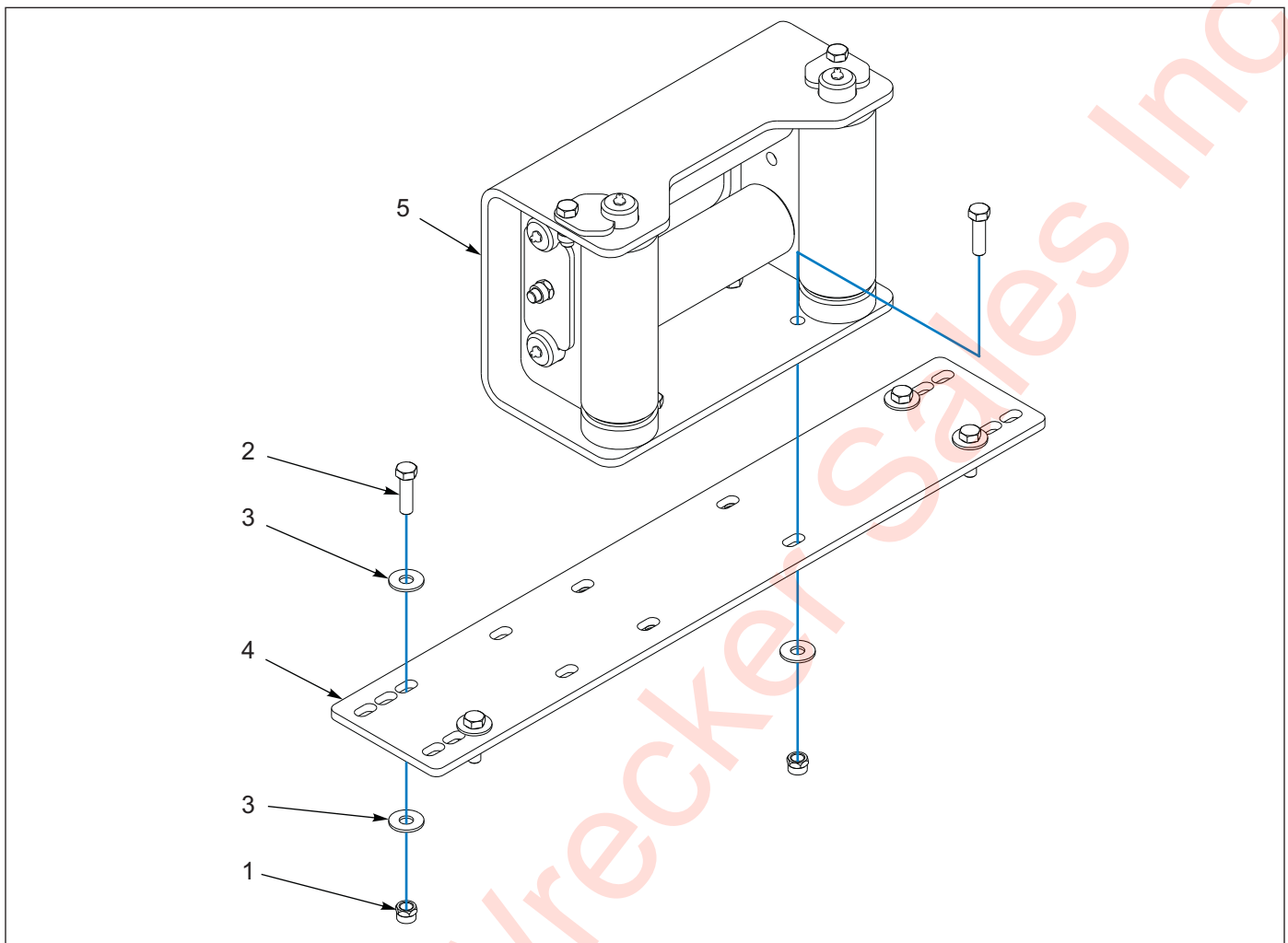


Figure 1-110: 4 Roller Guide Installation - 12K (BRADEN)

### 4 Roller Guide Installation - 12K (BRADEN)

ITEM	PART NUMBER	DESCRIPTION	QTY.
	161155	4 ROLLER GUIDE INSTALLATION, 12K BRADEN	
1	1-512-010005-09	NUT, HEX LOCK 1/2-13 GRB	8
2	1-654-010055-04	SCREW, HEX HEAD CAP 1/2-13 X 1-3/4 GR5	8
3	1-861-010032-15	WASHER, FLAT 1/2W	12
4	145588	PLATE, ROLLER GUIDE MOUNT	1
5	161150	GUIDE ASSEMBLY, WINCH 12K BRADEN	1



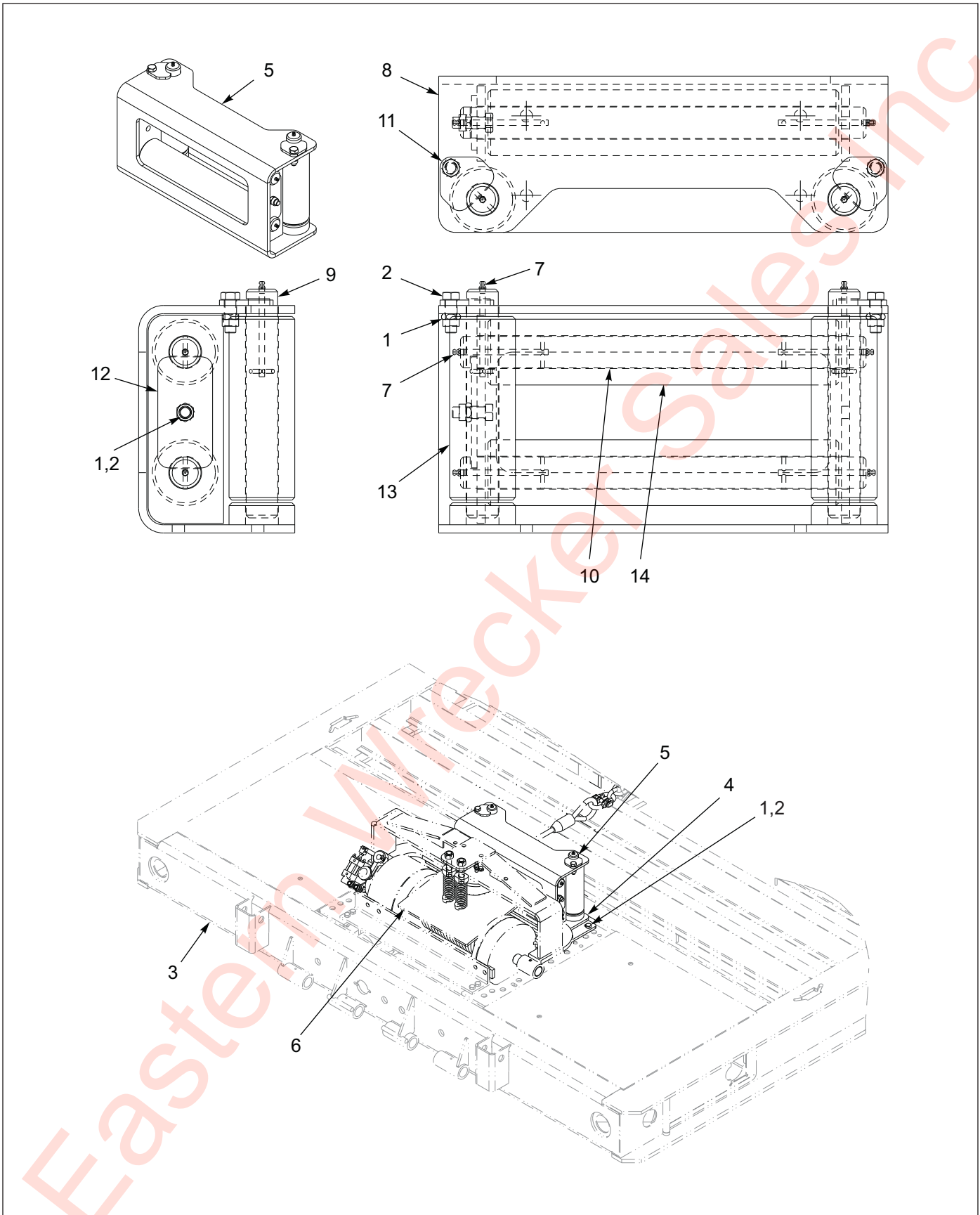


Figure 1-111: 4 Roller Guide Installation - 20K (BRADEN)



---

## 4 Roller Guide Installation - 20K (BRADEN)

---

ITEM	PART NUMBER	DESCRIPTION	QTY.
	145589	4 ROLLER GUIDE INSTALLATION	
1	1-512-010005-09	NUT, HEX LOCK 1/2-13 GRB	11
2	1-654-010055-03	SCREW, HEX HEAD CAP 1/2-13 X 1-1/2 GR5	11
3	130662	GOOSENECK WELDMENT	REF
4	145588	PLATE, ROLLER GUIDE MOUNT	1
5	3-352-010067-2	GUIDE ASSEMBLY, WINCH <b>(INCL ITEMS 1-2, 7-14)</b>	1
6	3-873-010140-01	WINCH INSTALLATION, 20K UPPER DECK	REF
7	1-298-010001-1	FITTING, GREASE STR SHORT 1/4-28	6
8	3-120-010494	BRACKET WELDMENT, 20K WINCH GUIDE	1
9	3-557-010543	PIN, VERTICAL ROLLER 20K GUIDE	2
10	3-557-010544	PIN, HORIZONTAL ROLLER 20K GUIDE	2
11	3-565-011792	PLATE, GUIDE LOCK TOP	2
12	3-565-011793	PLATE, GUIDE LOCK SIDE	1
13	3-645-010087	ROLLER, VERTICAL 20K WINCH GUIDE	2
14	3-645-010088	ROLLER, HORIZONTAL 20K WINCH GUIDE	2

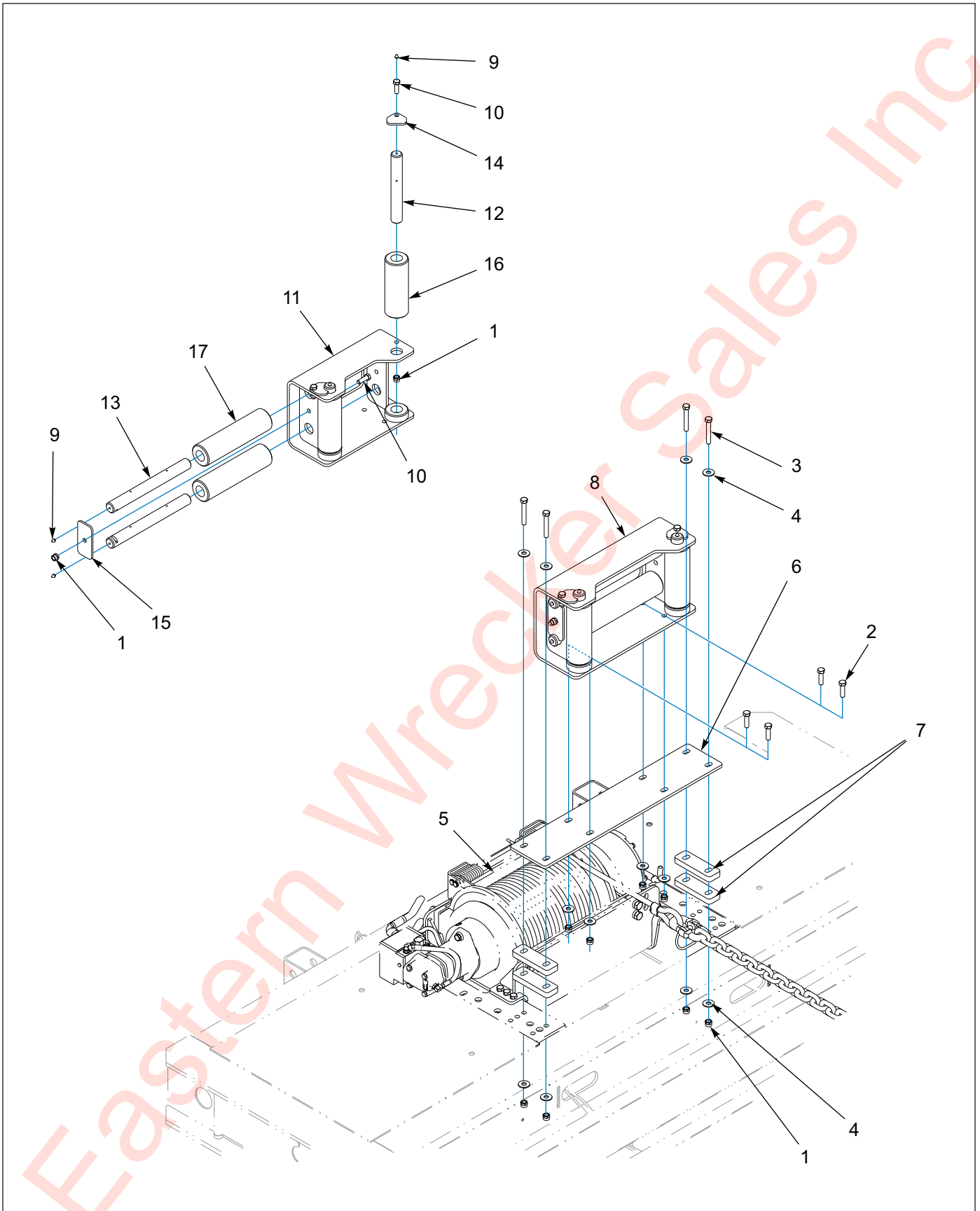


Figure 1-112: 4 Roller Guide Installation - 20K/30K (WARN)

---

## 4 Roller Guide Installation - 20K/30K (WARN)

---

ITEM	PART NUMBER	DESCRIPTION	QTY.
	162258	4 ROLLER GUIDE INSTALLATION, WARN	
1	1-512-010005-09	NUT, HEX LOCK 1/2-13 GRB	11
2	1-654-010055-04	SCREW, HEX HEAD CAP 1/2-13 X 1-1/2 GR5	4
3	1-654-010055-10	SCREW, HEX HEAD CAP 1/2-13 X 3-1/4 GR5	4
4	1-861-010032-15	WASHER, FLAT 1/2W	12
5	151818	WINCH INSTALLATION, 20K WARN	REF
5	155411	WINCH INSTALLATION, 30K WARN	REF
6	162259	PLATE, ROLLER GUIDE	1
7	162260	PLATE, ROLLER SPACER	4
8	3-352-010067-2	GUIDE ASSEMBLY, WINCH <b>(ITEMS 1, &amp; 9-17)</b>	1
9	1-298-010001-1	FITTING, GREASE STR SHORT 1/4-28	6
10	1-654-010055-03	SCREW, HEX HEAD CAP 1/2-13 X 1-1/2 GR5	3
11	3-120-010494	BRACKET WELDMENT, 20K WINCH GUIDE	1
12	3-557-010543	PIN, VERTICAL ROLLER 20K GUIDE	2
13	3-557-010544	PIN, HORIZONTAL ROLLER 20K GUIDE	2
14	3-565-011792	PLATE, GUIDE LOCK TOP	2
15	3-565-011793	PLATE, GUIDE LOCK SIDE	1
16	3-645-010087	ROLLER, VERTICAL 20K WINCH GUIDE	2
17	3-645-010088	ROLLER, HORIZONTAL 20K WINCH GUIDE	2

## Spare Tire - Options

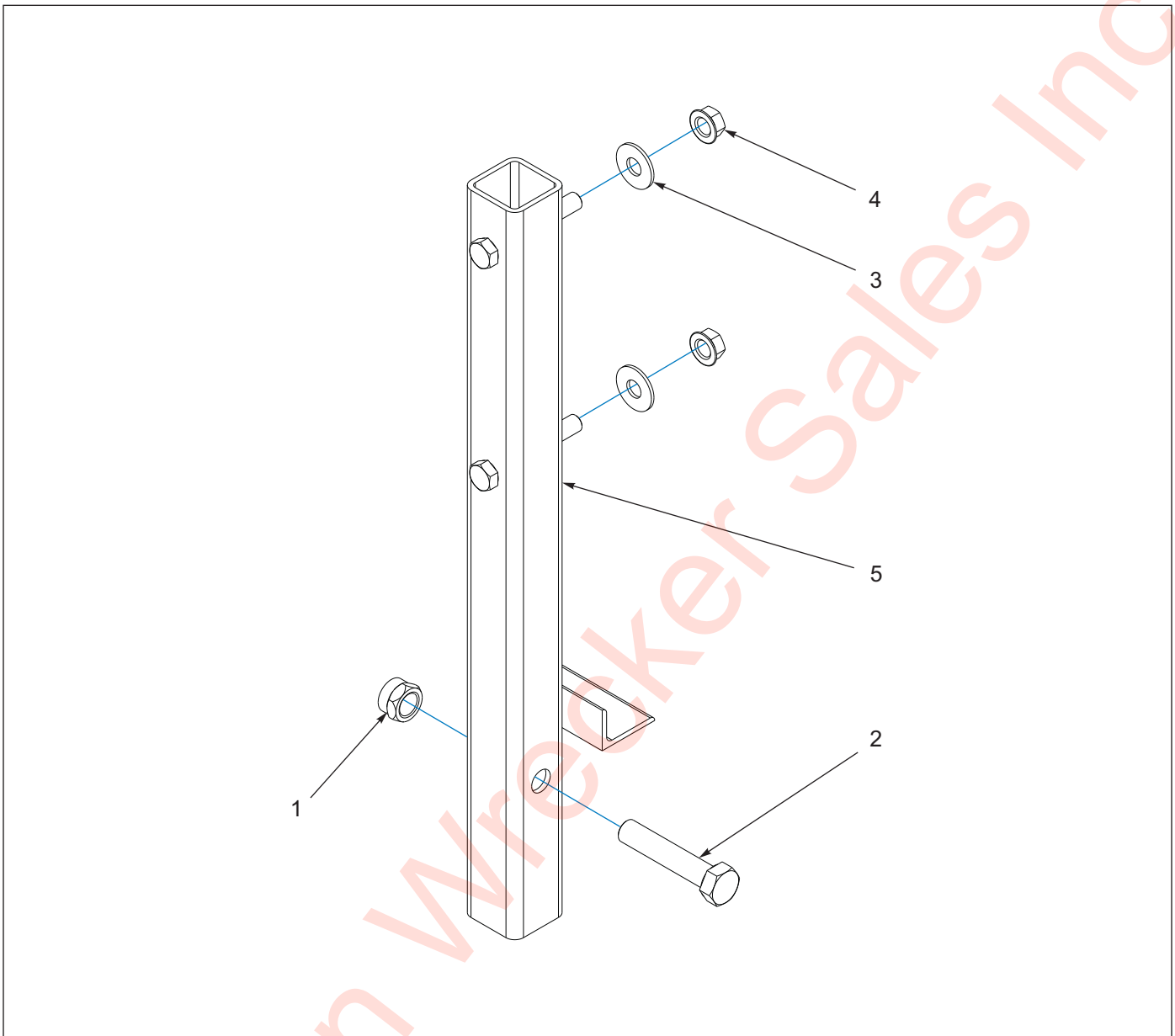


Figure 1-113: Spare Tire Mount Assembly

### Spare Tire Mount Assembly

ITEM	PART NUMBER	DESCRIPTION	QTY.	
	130282	SPARE TIRE MOUNT ASSEMBLY	*	
	169641	SPARE TIRE MOUNT ASSEMBLY, 255 TIRES		*
1	1-512-010005-19	NUT, HEX LOCK 1-8 GRB	1	1
2	1-654-010065-15	SCREW, HEX HEAD CAP 1-8 X 5 GR5	1	1
3	1-861-010032-21	WASHER, FLAT, 3/4W	2	2
4	103841	NUT, FLANGE PREVAILING TORQUE 3/4-10	2	2
5	130280	MOUNT WELDMENT, SPARE TIRE	1	--
5	169639	MOUNT WELDMENT, SPARE TIRE, 255	--	1

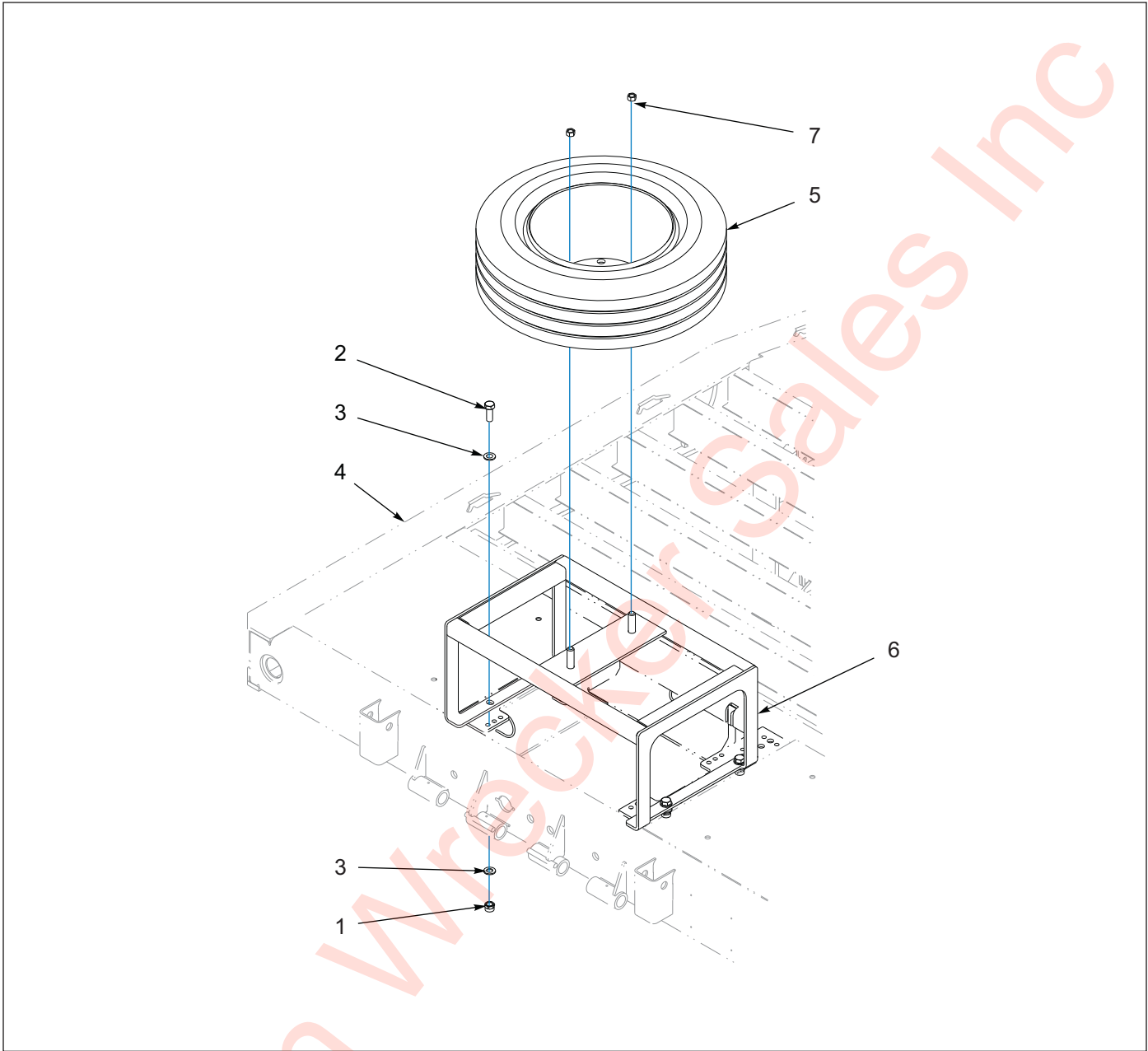


Figure 1-114: Spare Tire Mount Assembly - Horizontal

### Spare Tire Mount Assembly - Horizontal

ITEM	PART NUMBER	DESCRIPTION	QTY.
	163790	HORIZONTAL SPARE TIRE MOUNT ASSEMBLY	
1	1-512-010005-15	NUT, HEX LOCK 3/4-10 GRB	4
2	1-654-010061-05	SCREW, HEX HEAD CAP 3/4-10 X 2 GR5	4
3	1-861-010032-20	WASHER, FLAT, 3/4N	2
4	----	GOOSENECK WELDMENT	REF
5	----	TIRE ASSEMBLY	REF
6	163791	MOUNT WELDMENT, HORIZONTAL SPARE TIRE	1
7	179933	NUT, HEX M22 X 1.5	2

## Steps - Options

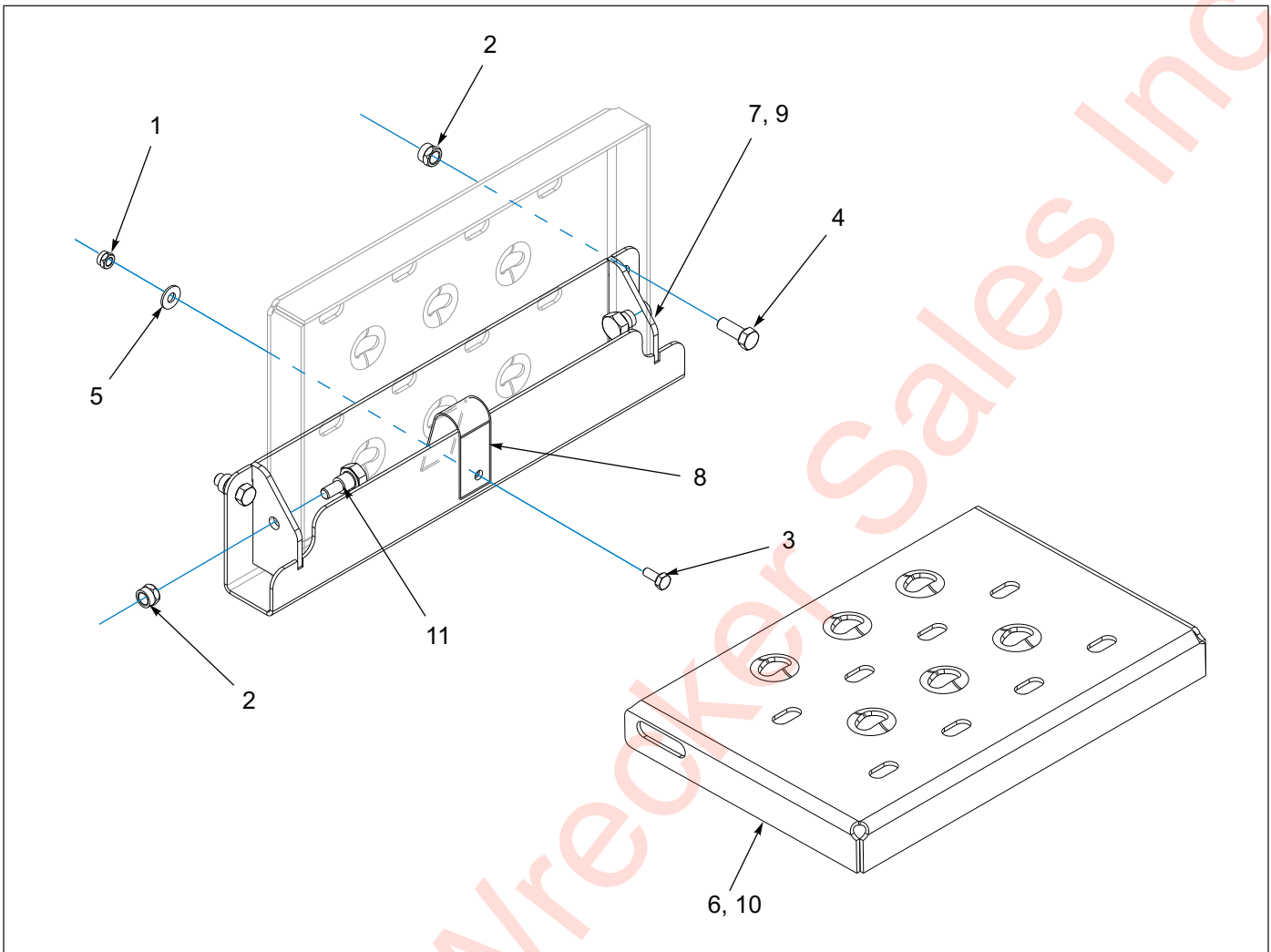


Figure 1-115: Folding Step Assembly - Double Drop Frame

### Folding Step Assembly - Double Drop Frame

ITEM	PART NUMBER	DESCRIPTION	QTY.
	203703	FOLD DOWN STEP INSTL 900	*
1	1-512-010005-01	NUT, HEX, SLFLKG, 1/4-20 UNC, GRB	1
2	1-512-010005-05	NUT, HEX, SLFLKG, 3/8-16 UNC, GRB	4
3	1-654-010047-03	SCREW, HEX, 1/4-20UNCX5/8 GR5	1
4	1-654-010051-05	SCREW, HEX, 3/8-16UNCX1 GR5	2
5	1-861-010032-07	WASHER, FLAT, ZP/CD, 1/4W	1
6	220292	STEP, FOLD UP, YELLOW	1
7	220291	ANCHOR, FOLDING STEP, YELLOW	1
8	174092	SPRING, STAY, FOLDING STEP	1
9	190556	ANCHOR WLDMT FOLD STEP ( <b>BLACK</b> )	--
10	190557	FOLD STEP UP ( <b>BLACK</b> )	--
11	2-095-010017	SCREW, HEX, 1/2-13UNCX1 GR5	2

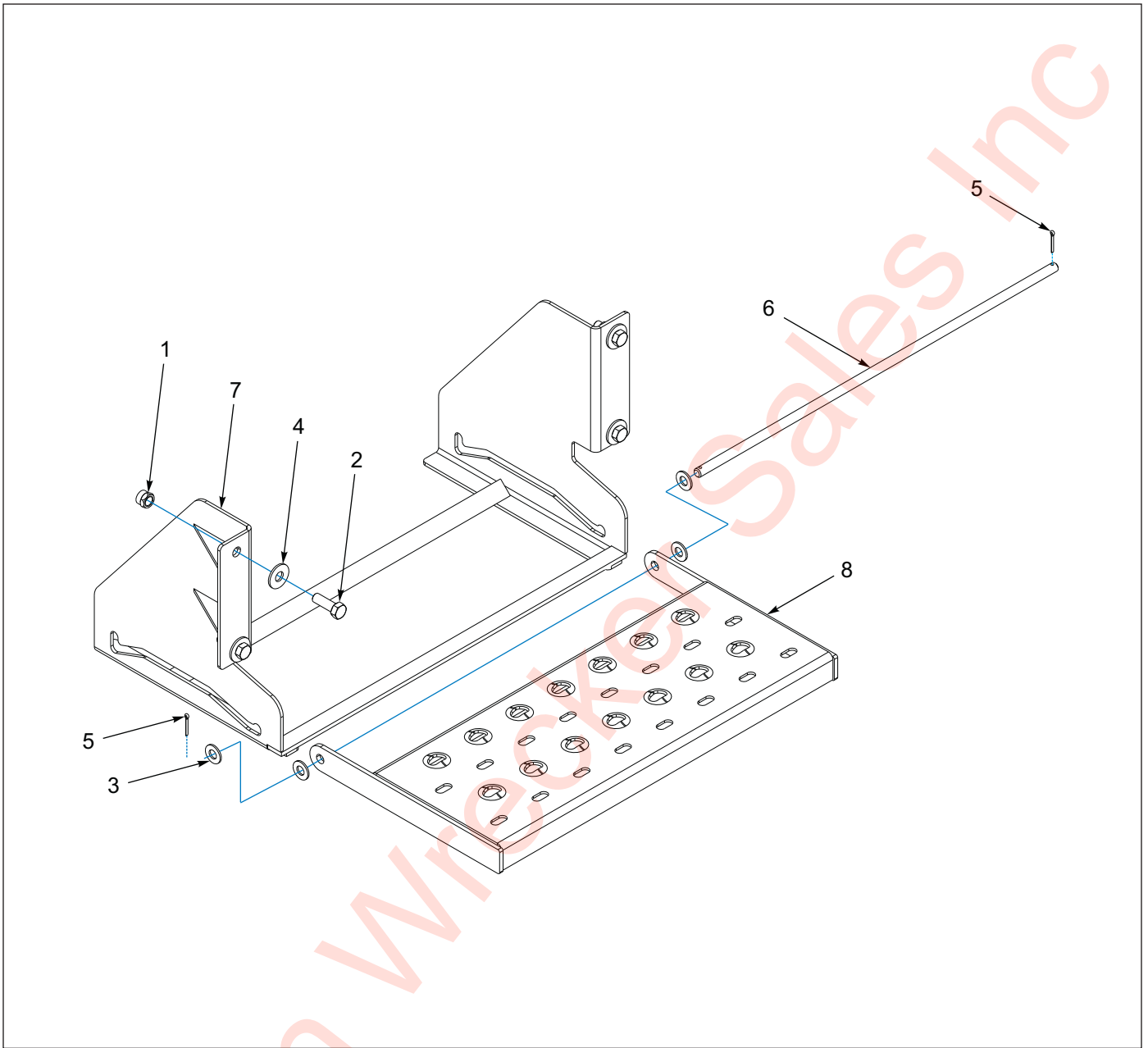


Figure 1-116: Retractable Step Assembly

## Retractable Step Assembly

ITEM	PART NUMBER	DESCRIPTION	QTY.
	175632	RETRACTABLE STEP ASSEMBLY	
1	1-512-010005-09	NUT, HEX LOCK 1/2-13 GRB	4
2	1-654-010055-03	SCREW, HEX HEAD CAP 1/2-13 X 1-1/2 GR5	4
3	1-861-010032-14	WASHER, FLAT 1/2	4
4	1-861-010032-15	WASHER, FLAT 1/2W	4
5	101386	PIN, COTTER 1/8 X 1	2
6	175625	PIN, SLIDING RETRACTABLE STEP	1
7	220293	MOUNT, RETRACT STEP, YELLOW	REF
8	220294	STEP, RETRACTABLE, YELLOW	REF

## Toolboxes - Options

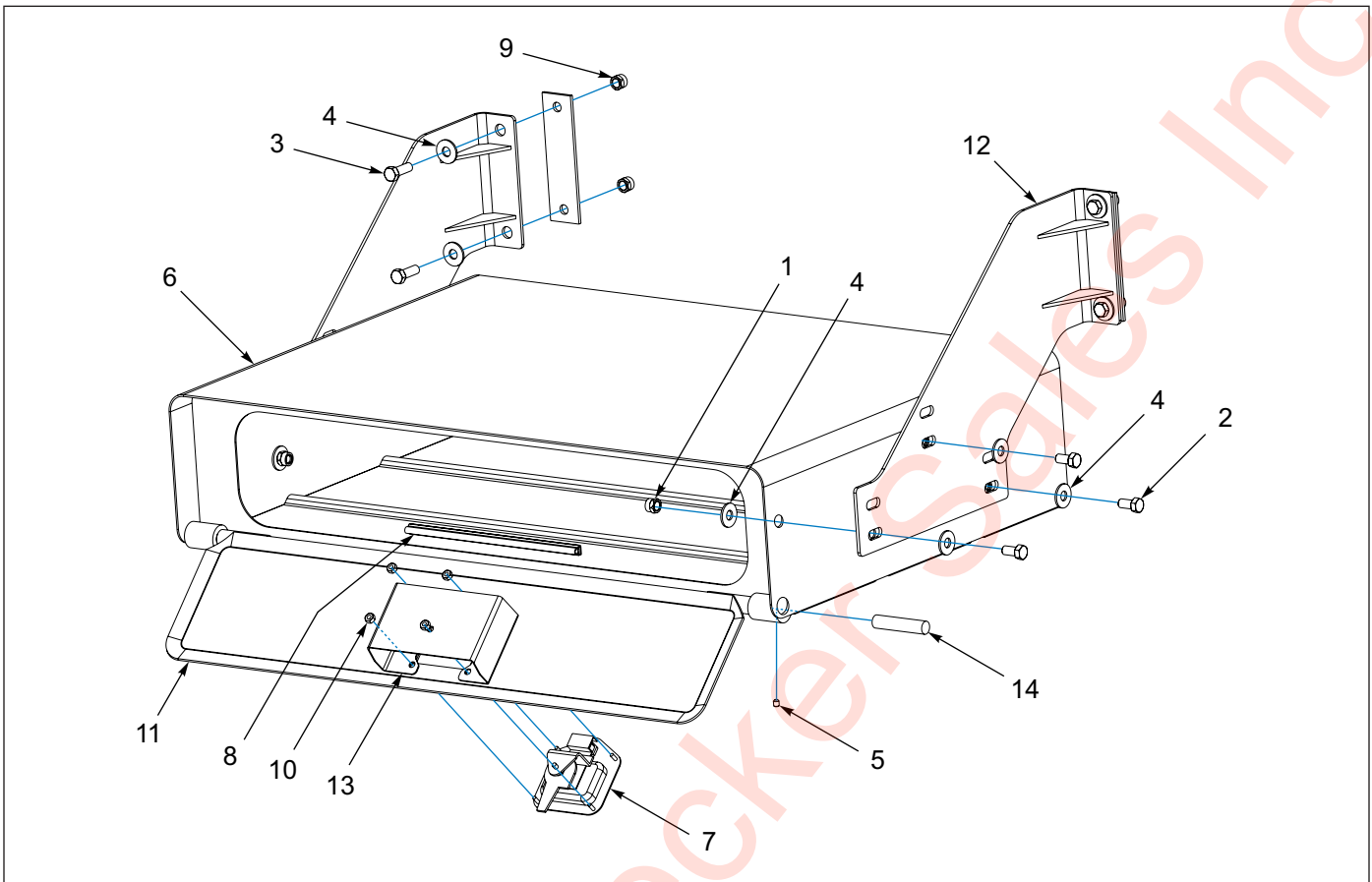


Figure 1-117: Toolbox Installation - Steel/Aluminum Door

### Toolbox Installation - Steel/Aluminum Door

ITEM	PART NUMBER	DESCRIPTION	QTY.
	114807	TOOLBOX INSTALLATION STEEL DOOR	
	116628	TOOLBOX INSTALLATION ALUMINUM DOOR	1
1	1-512-010005-09	NUT, HEX LOCK 1/2-13 GRB	10
2	1-654-010055-02	SCREW, HEX HEAD CAP 1/2-13 X 1-1/4 GR5 (USED W/ 114807)	6
2	1-654-010055-01	SCREW, HEX HEAD CAP 1/2-13 X 1 GR5 (USED W/ 116628)	6
3	1-654-010055-03	SCREW, HEX HEAD CAP 1/2-13 X 1-1/2 GR5	4
4	1-861-010032-15	WASHER, FLAT 1/2W	16
5	107-0975	SCREW, SET LOCK 5/16-18 X 3/8	2
6	114808	TOOLBOX WELDMENT	1
7	114814	LATCH FOLDING T LOCKABLE	1
8	114815	SEAL, SPONGE RUBBER TRIM	7
9	115843	BAR, BACKUP TOOLBOX MOUNTING	2
10	115877	NUT, HEAVY HEX 1/4-20 GR5	4
11	116623	DOOR WELDMENT STEEL TOOLBOX (USED W/ 114807)	1
11	116624	DOOR WELDMENT ALUMINUM TOOLBOX (USED W/ 116628)	1
12	117860	BRACKET, WELDMENT TOOLBOX MOUNTING	2
13	153420	TOOLBOX LATCH SHIELD	1
14	RPRB59004X3H	BAR, ROUND 3/4 X 3-1/2 NYLATRON	2



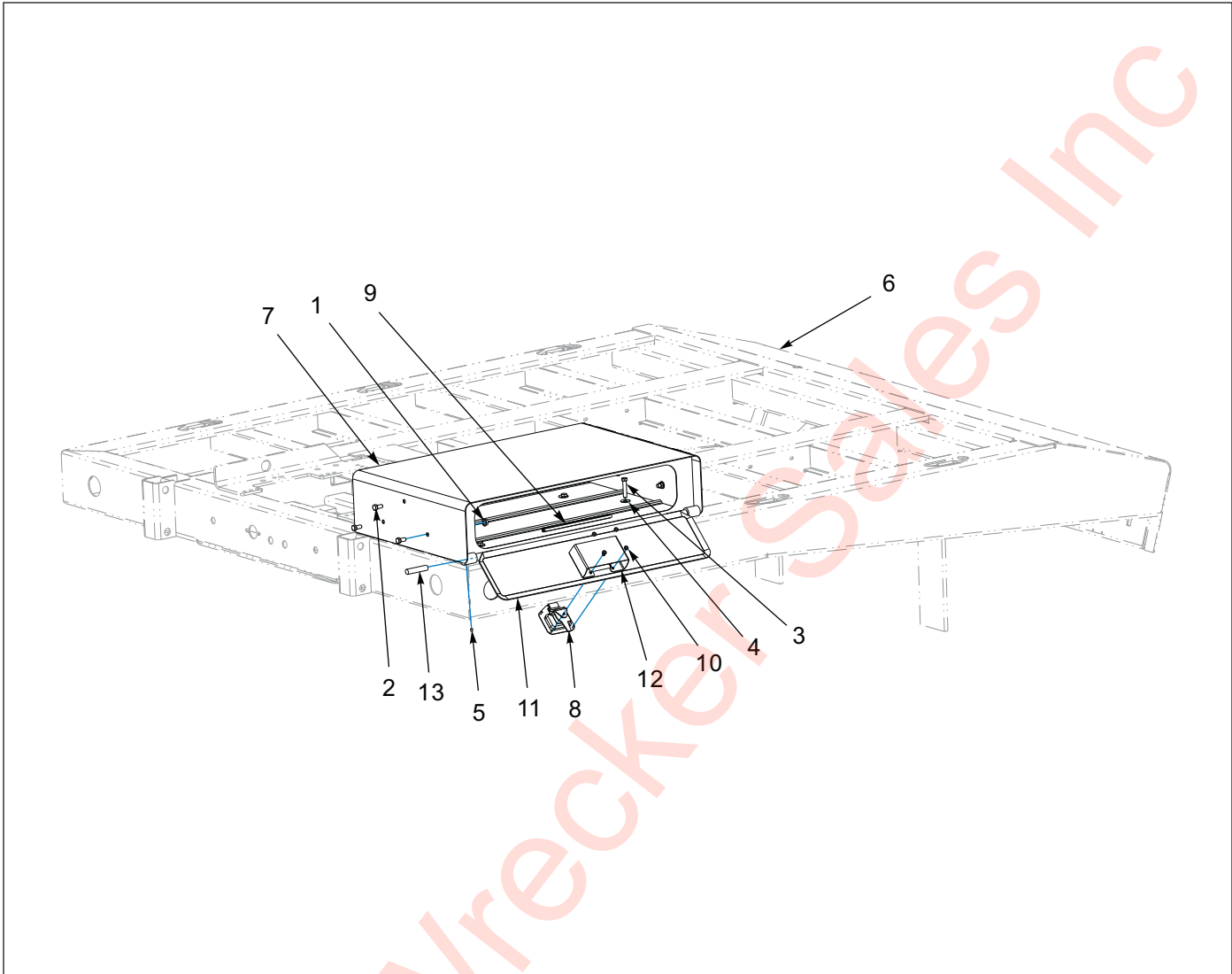


Figure 1-118: Toolbox Installation - Upper Deck

### Toolbox Installation - Upper Deck

ITEM	PART NUMBER	DESCRIPTION	QTY.
	125399	UPPER DECK TOOLBOX INSTALLATION	
1	1-510-010003-09	NUT, FLANGE HEAD SERRATED 1/2-13	10
2	1-654-010055-01	SCREW, HEX HEAD CAP 1/2-13 X 1 GR5	6
3	1-654-010055-07	SCREW, HEX HEAD CAP 1/2-13 X 2-1/2 GR5	6
4	1-861-010032-15	WASHER, FLAT 1/2W	16
5	107-0975	SCREW, SET LOCK 5/16-18 X 3/8	2
6	-----	GOOSENECK WELDMENT	REF
7	114808	TOOLBOX WELDMENT	1
8	114814	LATCH, FOLDING T LOCKABLE	1
9	114815	SEAL SPONGE RUBBER TRIM	7
10	115877	NUT, HEAVY HEX 1/4-20 GR5	4
11	116623	DOOR WELDMENT STEEL TOOLBOX	1
12	153420	TOOLBOX LATCH SHIELD	1
13	RPRB59004X3H	BAR ROUND, 3/4DIA X 3-1/2 NYLATRON	2

## Upper Deck - Options

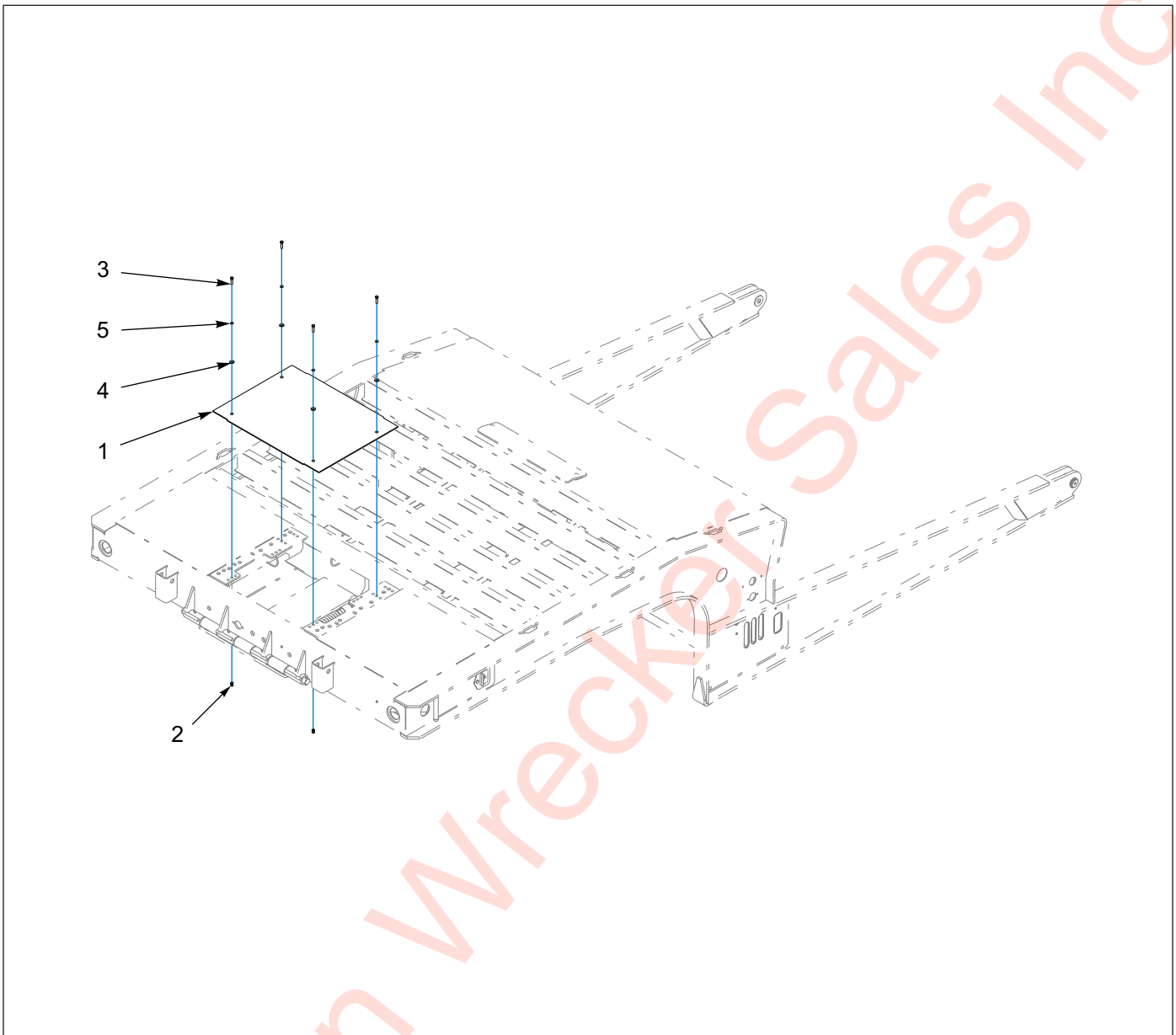


Figure 1-119: Upper Deck Cover Assembly

### Upper Deck - Cover Assembly

ITEM	PART NUMBER	DESCRIPTION	QTY.
	137635	COVER ASSEMBLY, UPPER DECK	
1	137634	COVER, UPPER DECK	1
2	139254	NUTSERT, 3/8-16	4
3	1-654-010051-07	SCREW, HEX HEAD CAP 3/8-16 X 1-1/2 GR5	4
4	1-861-010032-11	WASHER, FLAT 3/8W	4
5	1-861-010034-11	WASHER, SPLIT LOCK 3/8	4
6	1-007-010025	PLUG, O-RING BOSS 3/4-16 (NOT SHOWN)	1

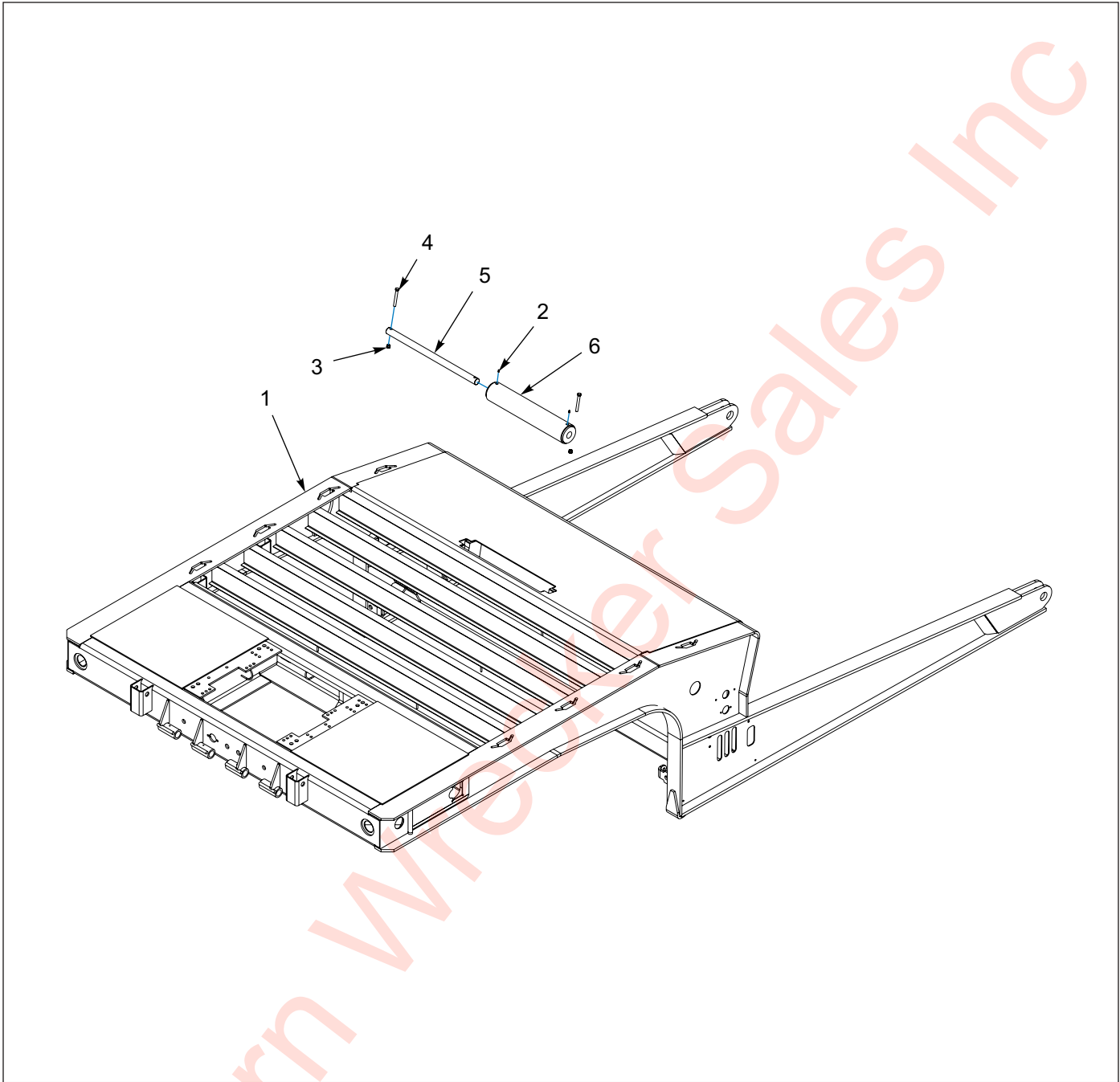


Figure 1-120: Upper Deck - Roller Installation

### Upper Deck - Roller Installation

ITEM	PART NUMBER	DESCRIPTION	QTY.
	131895	UPPER DECK ROLLER INSTALLATION	
1	130662	GOOSENECK WELDMENT	REF
2	1-298-010001-1	FITTING, GREASE 1/4-28 STR SHORT	2
3	1-512-010005-09	NUT, HEX LOCK 1/2-13 GRB	2
4	1-654-010055-13	SCREW, HEX HEAD CAP 1/2-13 X 4 GR5	2
5	3-642-010134	ROLLER ROD	1
6	3-645-010059	ROLLER WELDMENT, CABLE U/D	1

## Winches - Options

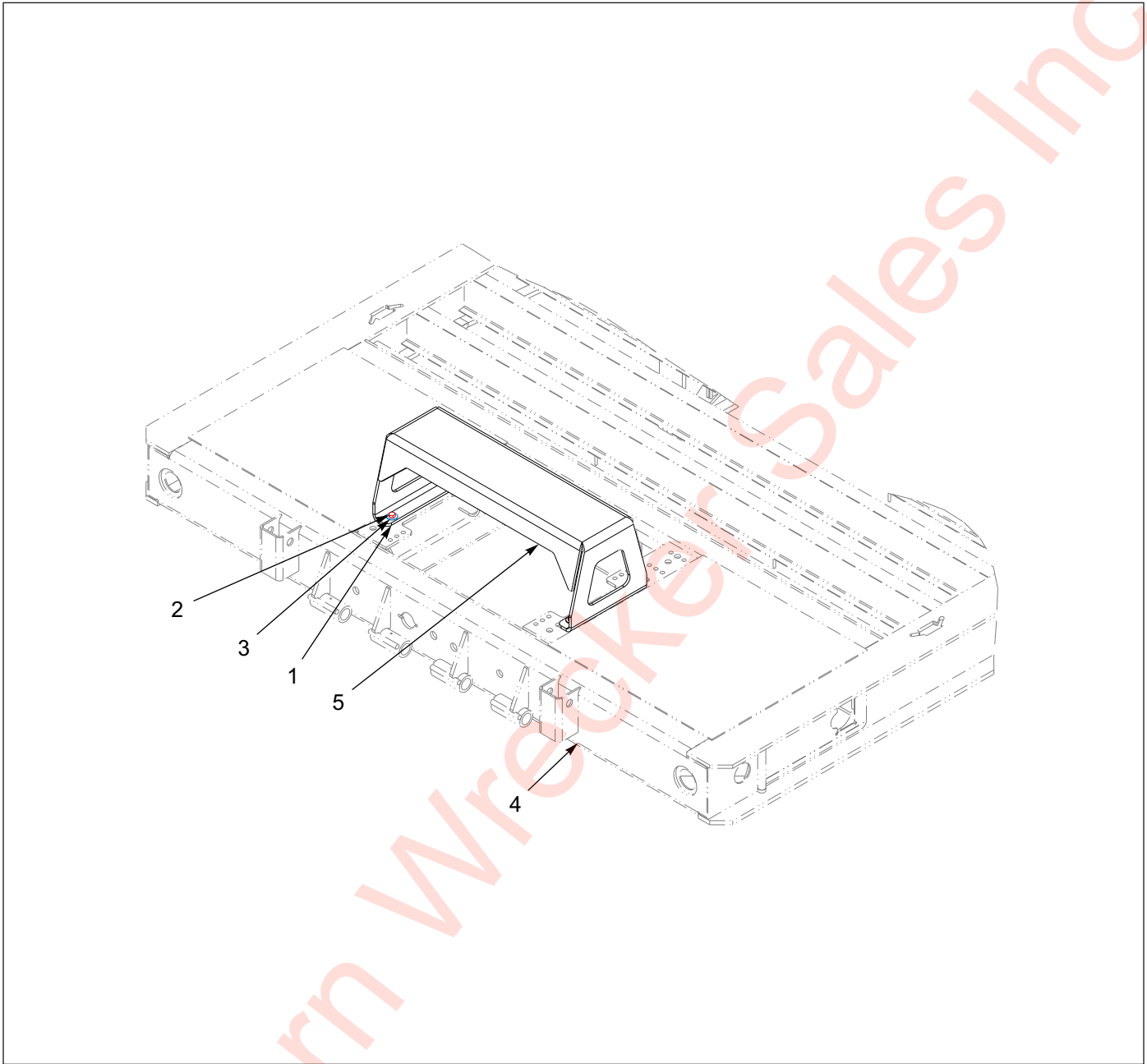


Figure 1-121: 12K/20K Guard Installation (BRADEN)

### 12K/20K Guard Installation (BRADEN)

ITEM	PART NUMBER	DESCRIPTION	QTY.
	145598	12/20K WINCH GUARD INSTALLATION	
1	1-512-010005-09	NUT, HEX LOCK 1/2-13	4
2	1-654-010055-05	SCREW, HEX HEAD CAP 1/2-13 X 2 GR5	4
3	1-861-010032-15	WASHER, FLAT 1/2	8
4	----	GOOSENECK WELDMENT	REF
5	145599	GUARD, WINCH 12/20K BRADEN	1

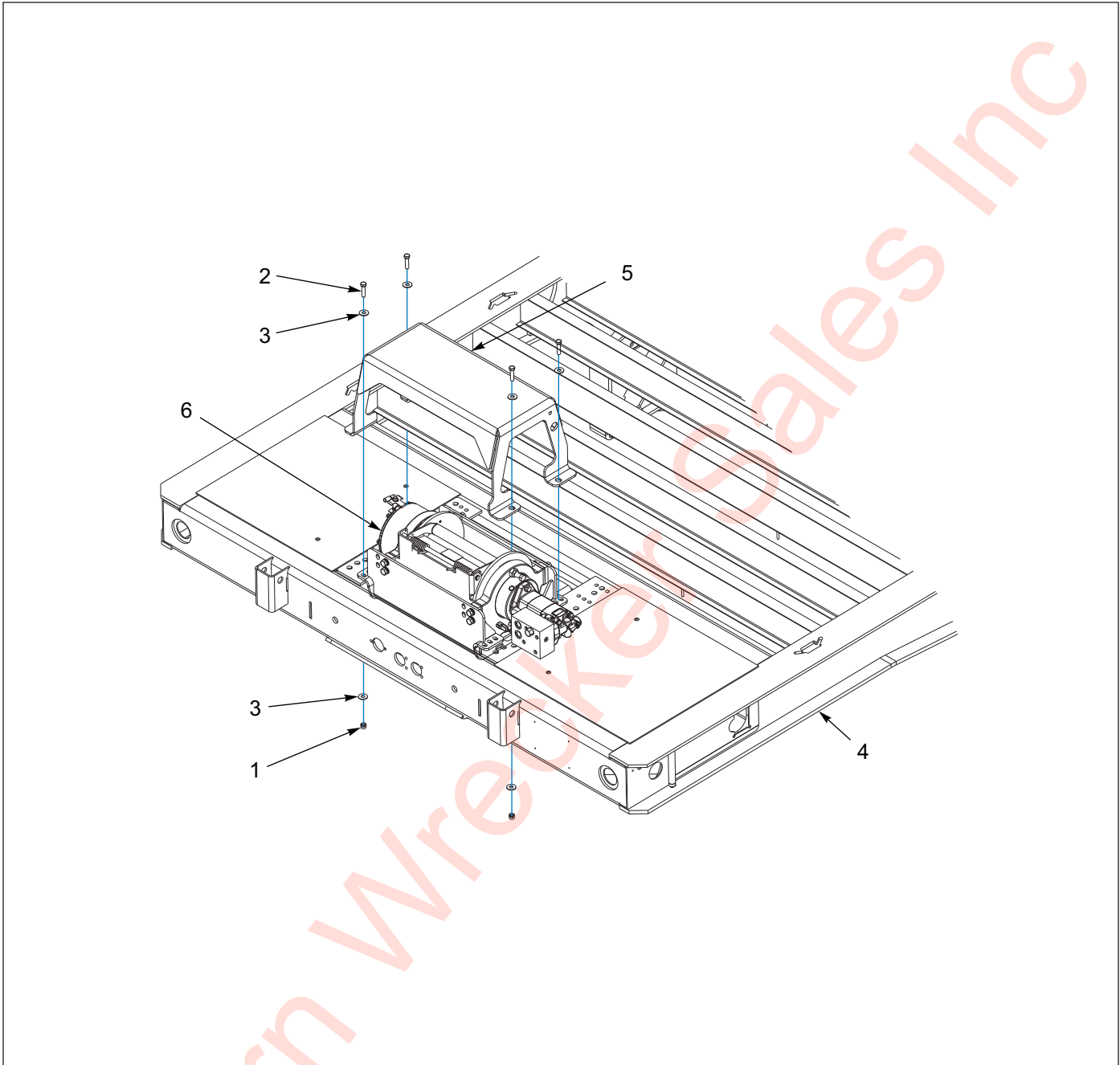


Figure 1-122: 20K/30K Guard Installation (WARN)

## 20K/30K Guard Installation (WARN)

ITEM	PART NUMBER	DESCRIPTION	QTY.
	191832	20K/30K WINCH GUARD INSTALLATION (REF. ONLY)	
1	1-512-010005-09	NUT, HEX LOCK 1/2-13	4
2	1-654-010055-05	SCREW, HEX HEAD CAP 1/2-13 X 2 GR5	4
3	1-861-010032-15	WASHER, FLAT 1/2	8
4	174552	FRAME WELDMENT	REF
5	186901	WLDMT, GOOSENECK, US 400	REF
6	191831	GUARD, WINCH 20K/30K WARN	REF

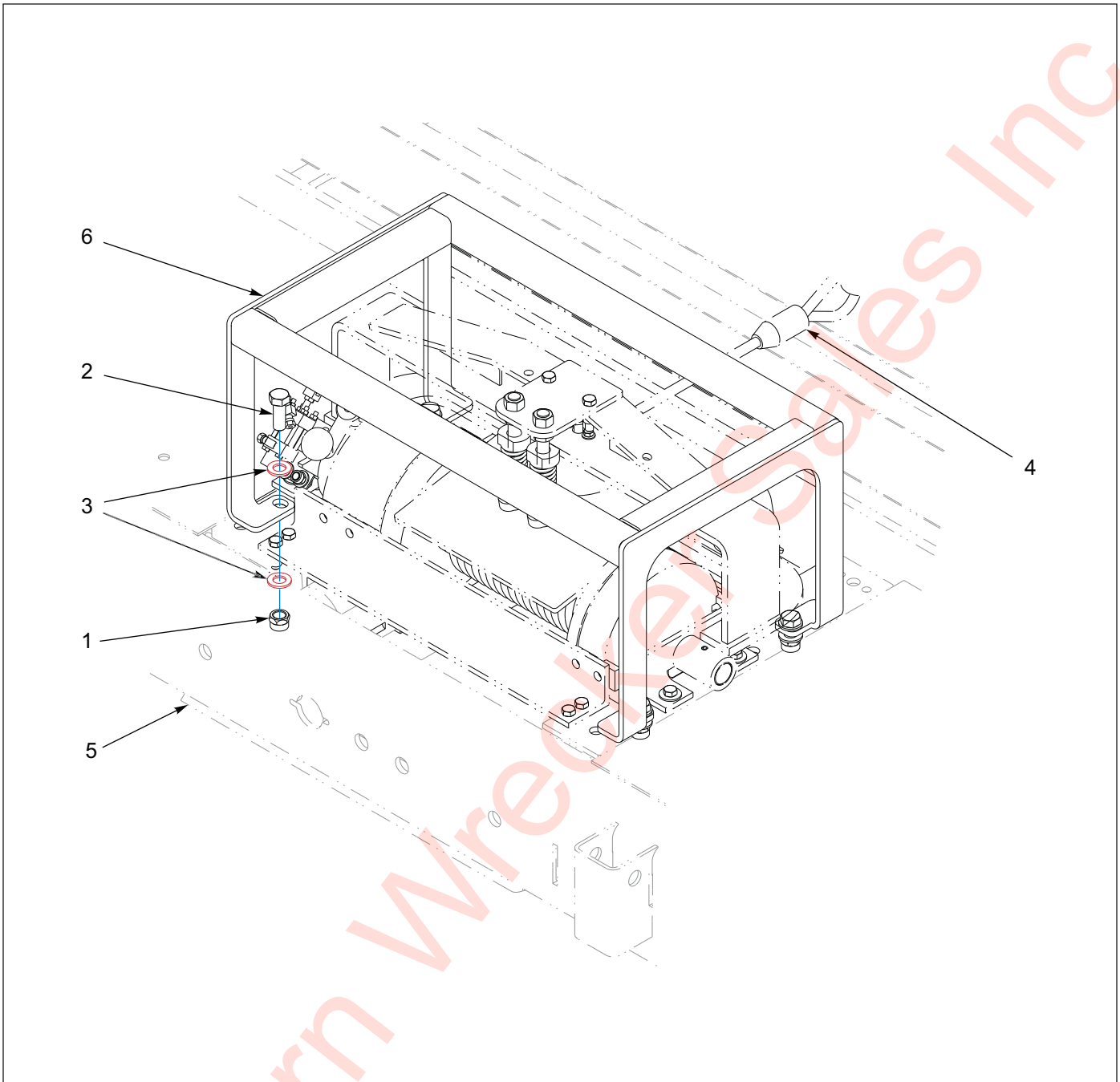


Figure 1-123: 20K Pivot Guard Installation

## 20K Pivot Guard Installation

ITEM	PART NUMBER	DESCRIPTION	QTY.
	163769	GUARD INSTALLATION, WINCH 20K PIVOT	
1	1-512-010005-15	NUT, HEX LOCK 3/4-10 GRB	4
2	1-654-010061-05	SCREW, HEX HEAD CAP 3/4-10 X 2 GR5	4
3	1-861-010032-20	WASHER, FLAT, 3/4N	2
4	123210	WINCH, 20K GUIDE AIR TEN/REL	REF
5	-----	GOOSENECK WELDMENT	REF
6	163770	MOUNT WELDMENT, HORIZONTAL SPARE TIRE	1

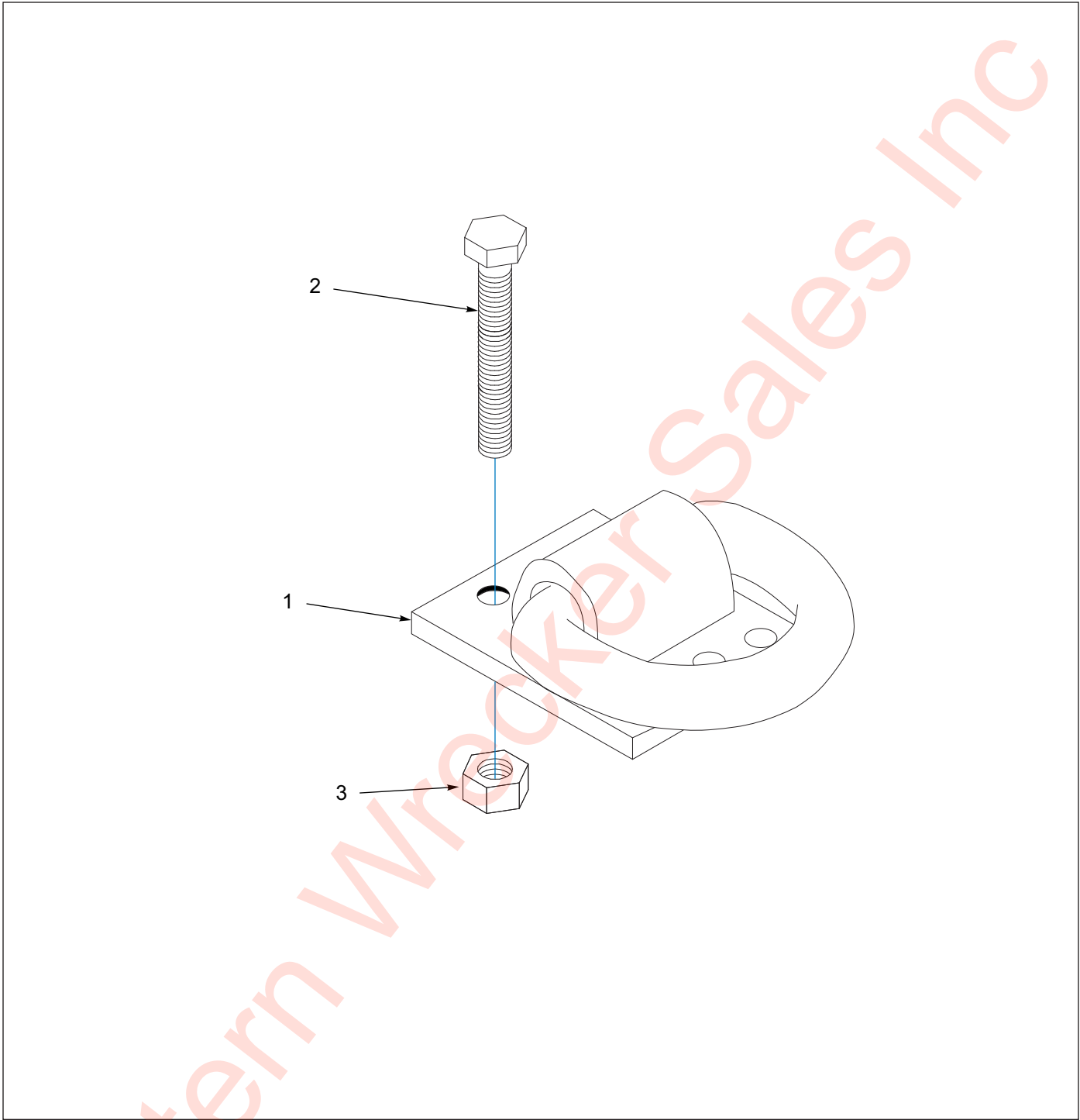


Figure 1-124: Tie Down Installation

### Tie Down Installation

ITEM	PART NUMBER	DESCRIPTION	QTY.
	3-793-010041	TIE DOWN INSTALLATION WINCH D-RING	
1	3-793-010040	TIE DOWN, WINCH	1
2	1-654-010055-03	SCREW, HEX HEAD CAP 1/2-13 X 1-1/2 GR5	6
3	1-512-010005-09	NUT, HEX LOCK 1/2-13 GRB	6

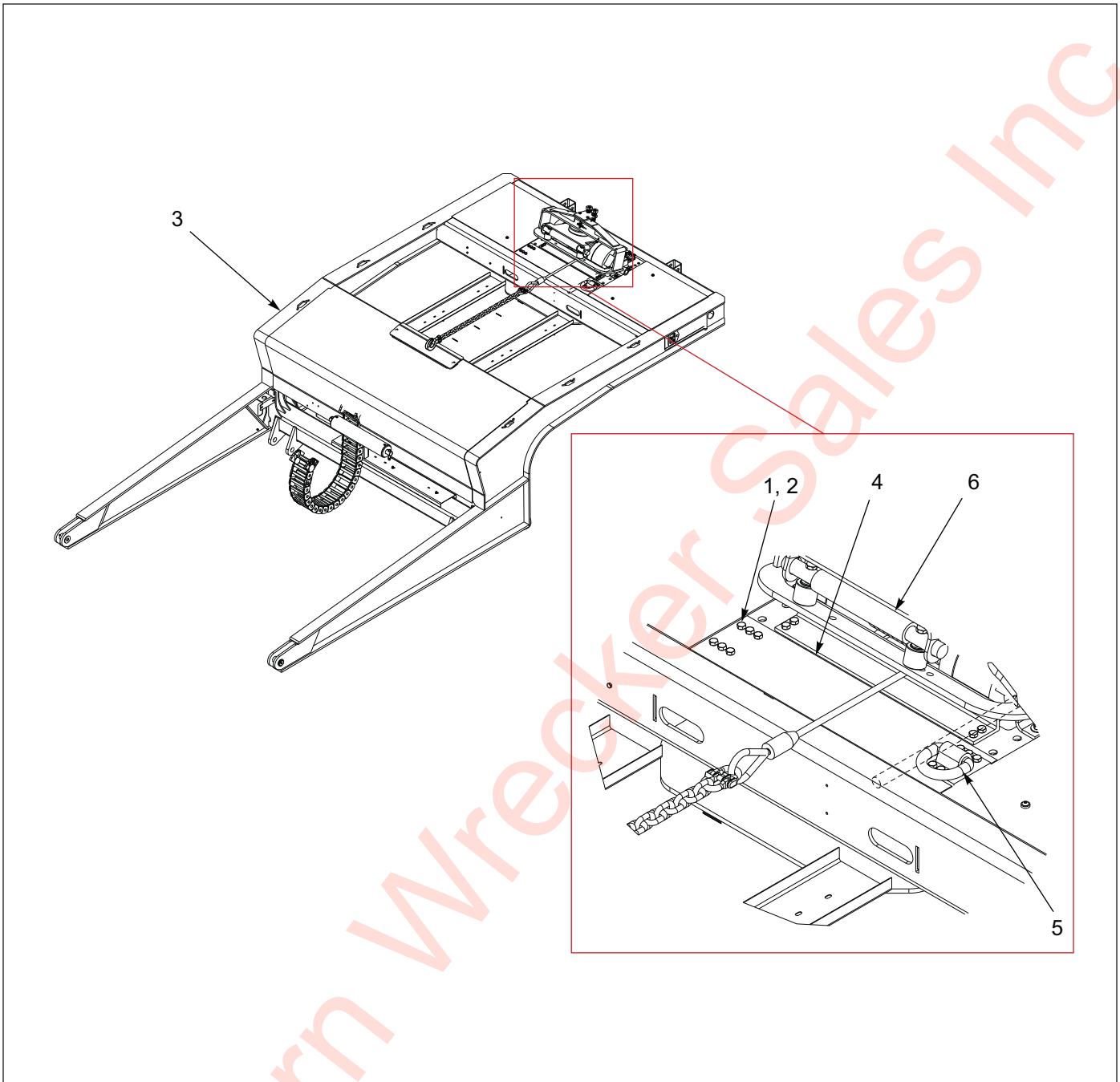


Figure 1-125: Trim Plate Installation

## Trim Plate Installation

ITEM	PART NUMBER	DESCRIPTION	QTY.
	166767	WINCH TRIM PLATE INSTALLATION	
1	1-510-010003-09	NUT,1/2-13 FLANGE HD,SERRATED	4
2	1-654-010055-03	SCREW,HEX CAP,1/2-13UNCX1-1/2	4
3	1-861-010032-15	WASHER, FLAT 1/2 W ZP/CD	4
4	195882	FRAME ASSY, 930-36 (REF. ONLY)	REF
5	204160	PLATE, WINCH TRIM REAR WINCH	1
6	3-873-010140-06	WINCH 660-20AT-AS-CR WL ONLY	REF



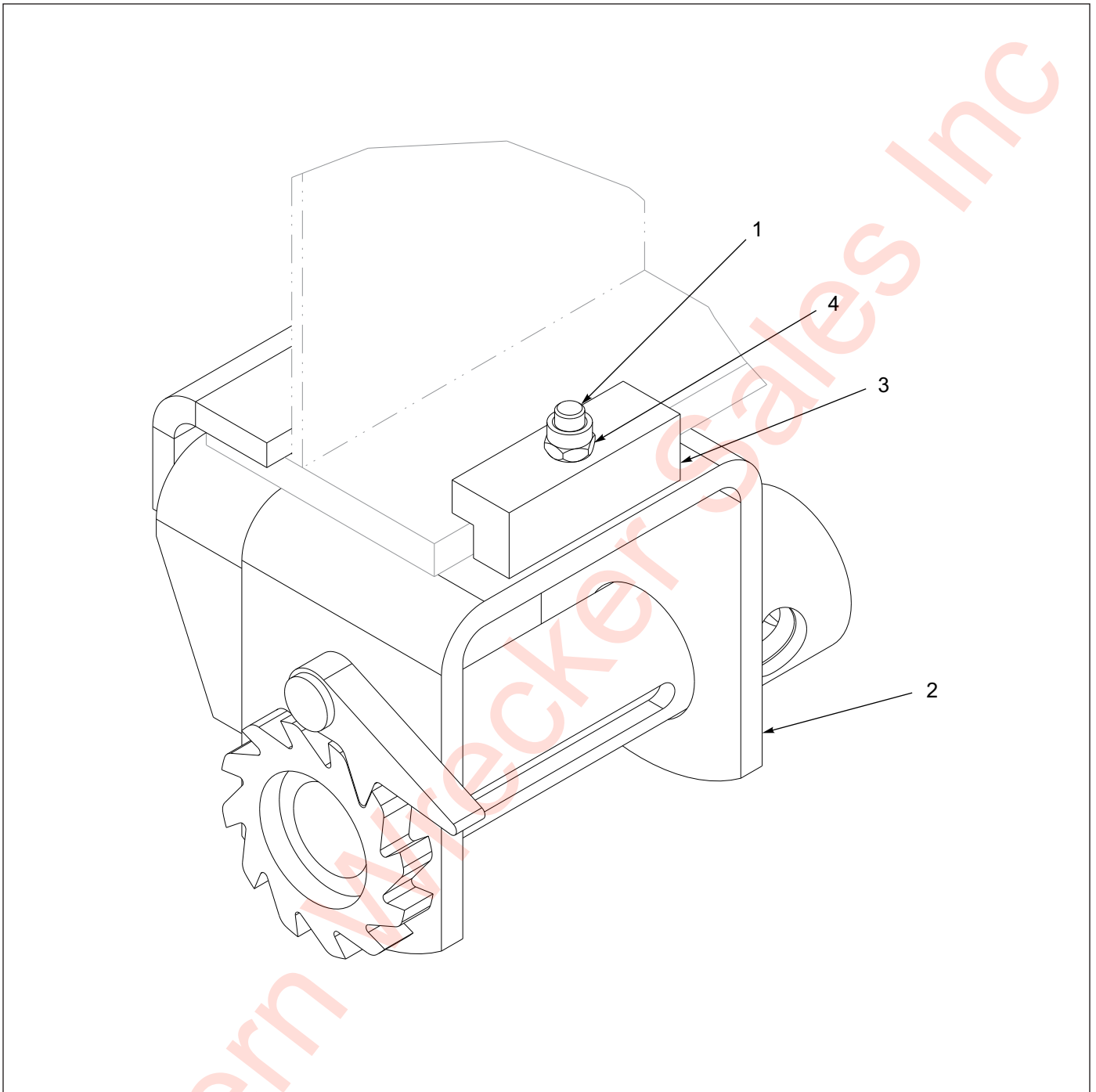


Figure 1-126: 4" Webbing Sliding Assembly

## 4" Webbing Sliding Assembly

ITEM	PART NUMBER	DESCRIPTION	QTY.
	142923	WINCH ASSEMBLY, 4" WEBBING SLIDING	
1	134781	CLAMP, SLIDING WEB WINCH	1
2	142924	WINCH, WEBBING SLIDE MODIFICATION	1
3	1-512-010005-05	NUT, HEX LOCK 3/8-16 GRB	1
4	1-654-010051-09	SCREW, HEX HEAD CAP 3/8-16 X 2 GR5	1

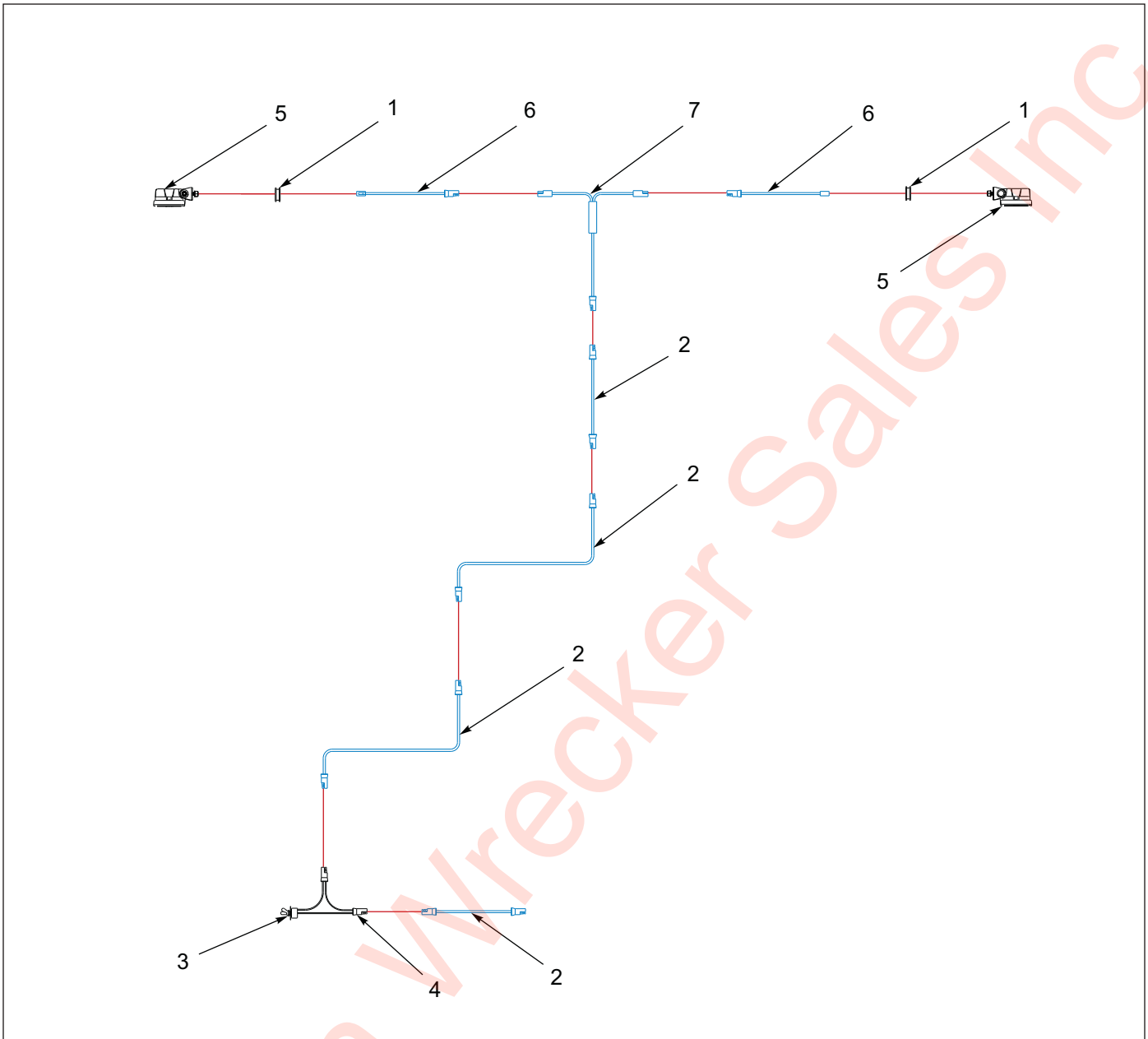


Figure 1-127: Work Light Installation

## Work Light Installation

ITEM	PART NUMBER	DESCRIPTION	QTY.
	191833	WINCH WORK LIGHT INSTALLATION	
1	1-343-010011	GROMMET	2
2	3-368-010252	HARNESS ASSEMBLY, BULKHEAD LIGHT EXTENSION	4
3	81264	RUBBER BOOT FOR ELECT SWITCH	1
4	150117	TOGGLE SWITCH SEALED SPST	1
5	163996	LIGHT LED WHITE FLOOD LAMP	2
6	164052	HARNESS, 60" BRANCH WORK LIGHT	2
7	169853	HARNESS, JUMPER T-POWER	1

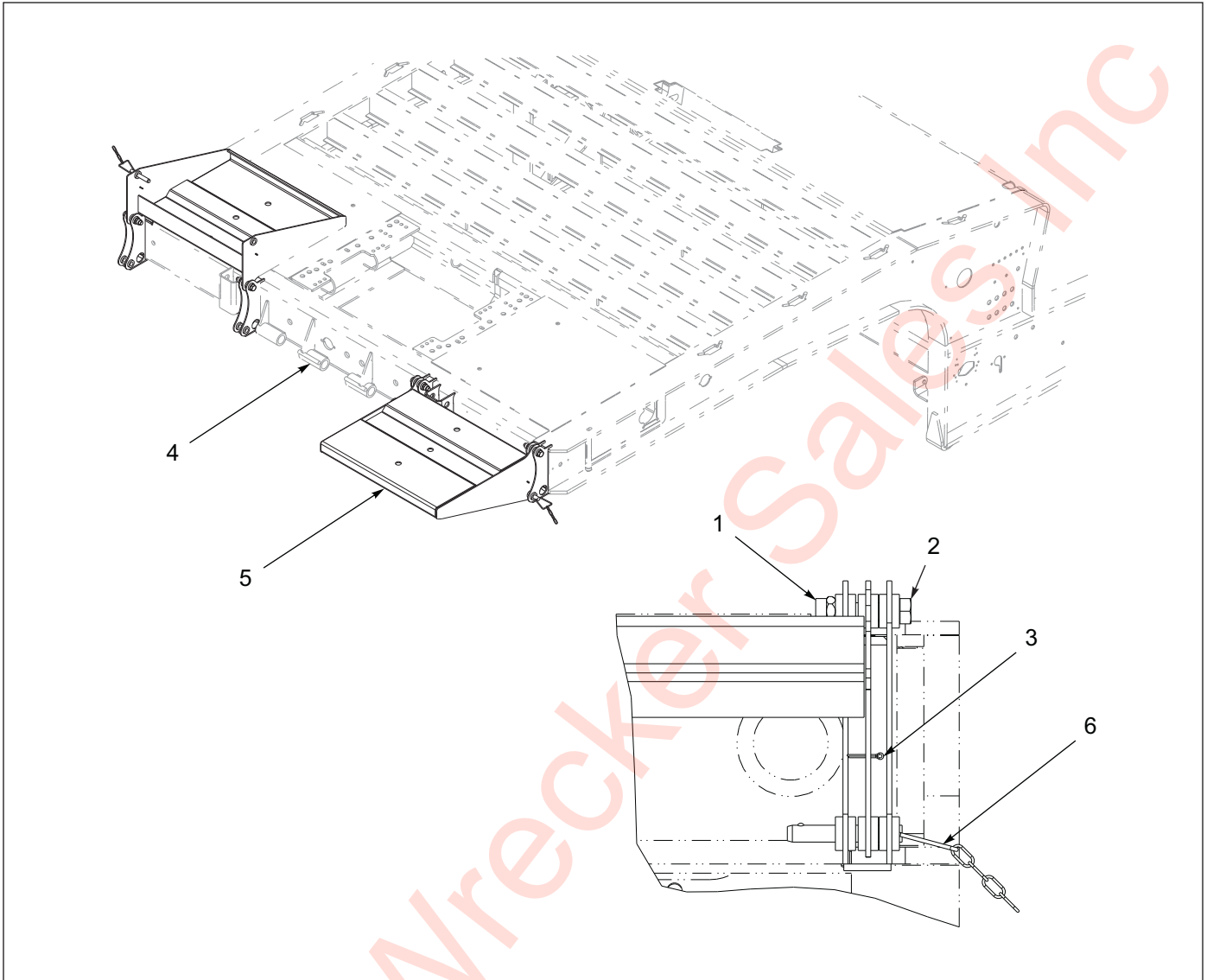


Figure 1-128: Front Flip Option

## Front Flip Option

ITEM	PART NUMBER	DESCRIPTION	QTY.
	130538	FRONT FLIP EXTENSION	
1	1-512-010005-13	NUT, HEX LOCK 5/8-11 GRB	4
2	1-654-010059-11	SCREW, HEX HEAD CAP 5/8-11 X 3-1/2 GR5	4
3	101386	PIN, COTTER 1/8 X 1	4
4	130537	FRAME MOD., FRONT FLIP	1
5	130540	EXTENSION WELDMENT, FRONT FLIP	2
6	2-557-010426	PIN, DETENT 5/8 W/ CHAIN	2

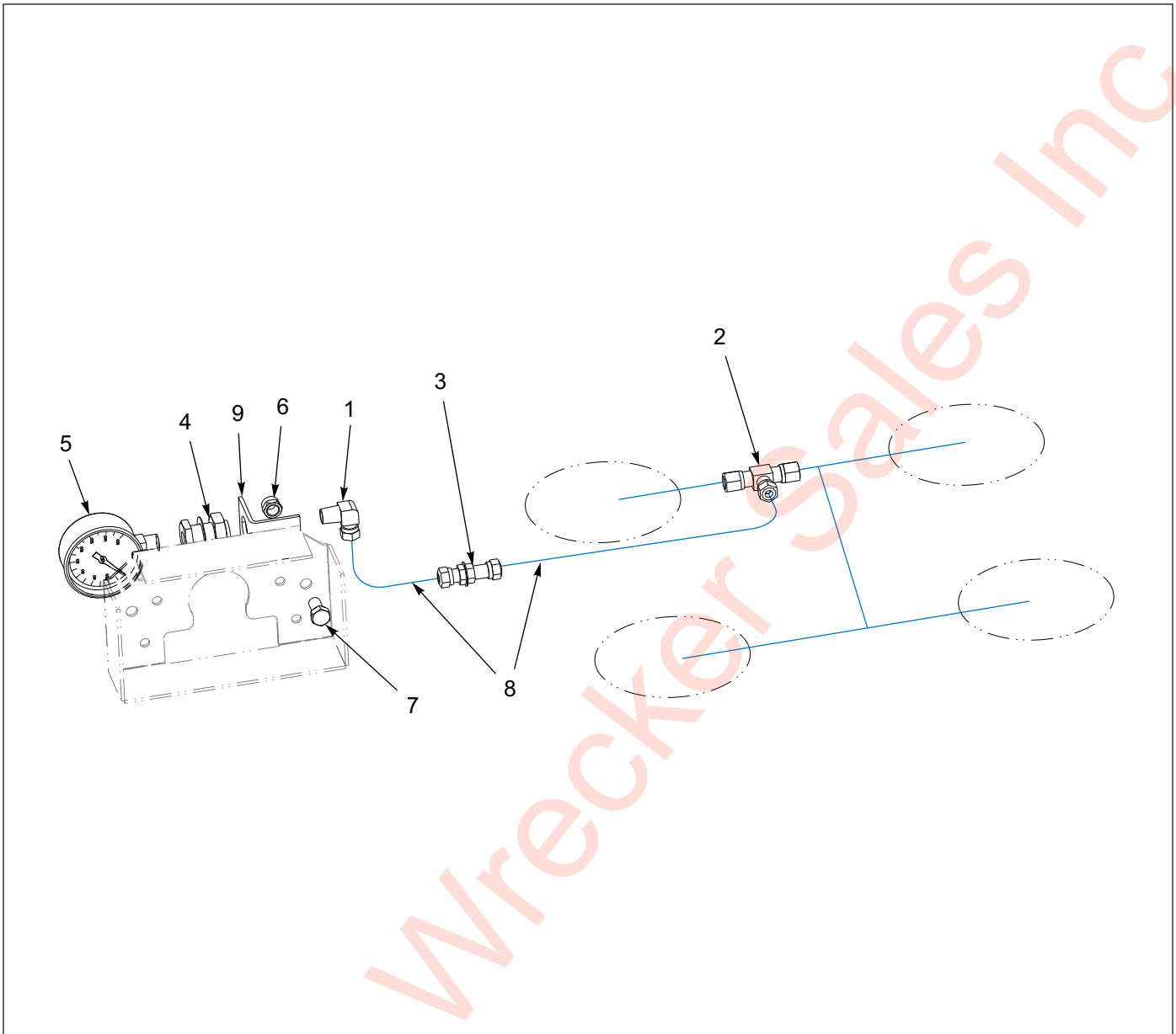


Figure 1-129: Pressure Gauge Installation

## Pressure Gauge Installation

ITEM	PART NUMBER	DESCRIPTION	QTY.
	128601	PRESSURE GAUGE INSTALLATION	
1	1-297-010008-07	FITTING, AIR 90	1
2	1-297-010010-04	FITTING, AIR UNION TEE	1
3	1-297-010014-02	FITTING, AIR	1
4	1-297-010022-02	FITTING, AIR ANCHOR	1
5	1-323-010008	GAUGE, PRESSURE 0 - 160 PSI	1
6	1-512-010005-05	NUT, HEX LOCK 3/8-16 GRB	1
7	1-654-010051-03	SCREW, HEX HEAD CAP 3/8-16 X 3/4 GR5	1
8	1-833-010001	TUBING NYLON 3/8	50
9	3-120-010445	BRACKET, PRESSURE REGULATOR	1

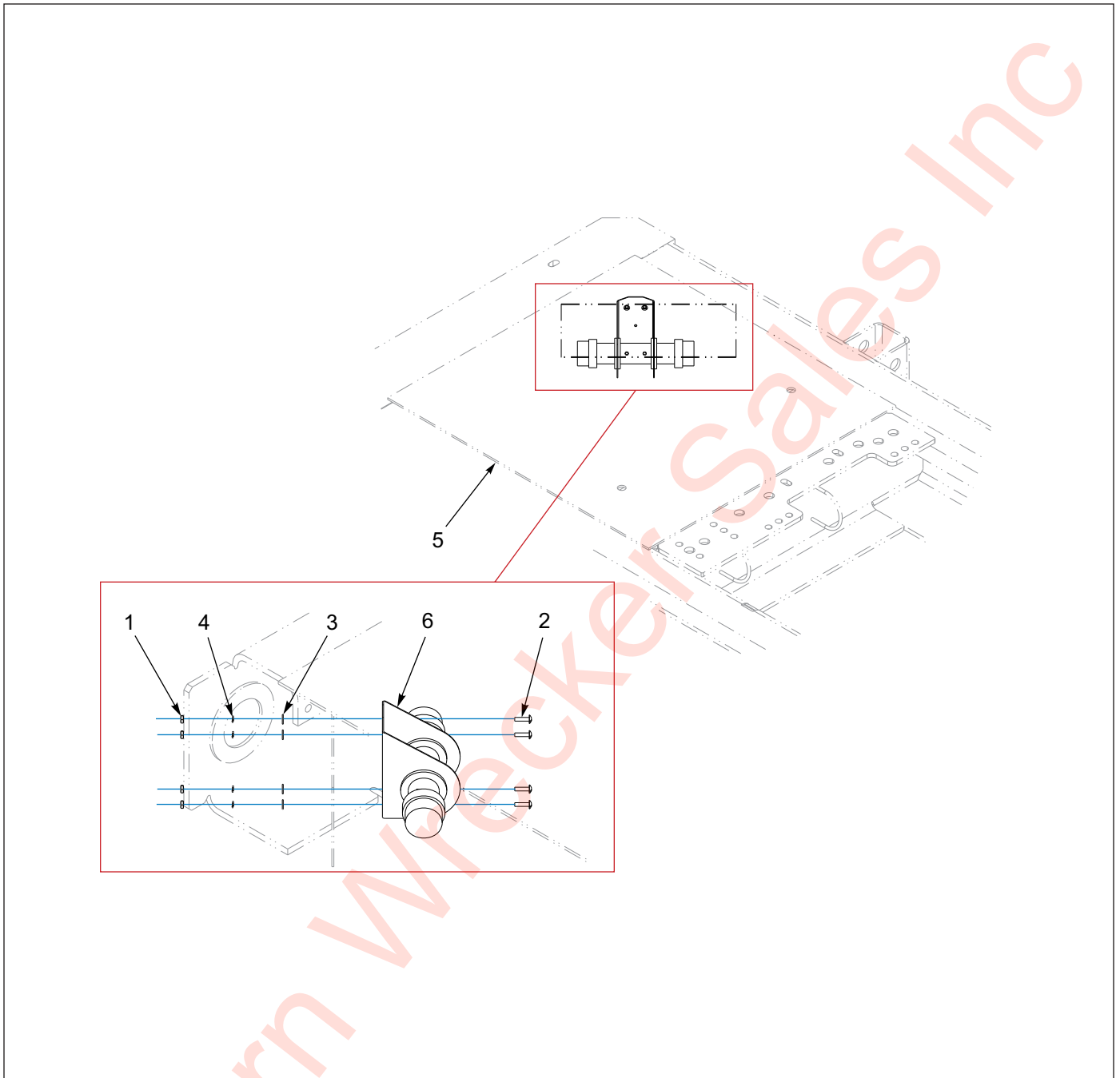


Figure 1-130: Registration Holder Installation

## Registration Holder Installation

ITEM	PART NUMBER	DESCRIPTION	QTY.
	175989	REGISTRATION HOLDER INSTALLATION	
1	1-512-010007-03	NUT, HEX LOCK 10-24	4
2	1-656-010003051	SCREW, RD HEAD SQ NECK 10-24 X 3/4	4
3	1-861-010032-03	WASHER, FLAT #10	4
4	1-861-010034-07	WASHER, FLAT #10	4
5	-----	GOOSENECK WELDMENT	REF
6	174598	REGISTRATION CARD HOLDER	1



**Symbols**

#242 LOCKTITE ..... 1-52, 1-58, 1-103

**Numerics**

005-074-00 ..... 1-73  
005-079-00 ..... 1-73, 1-75  
005-096-00 ..... 1-75  
005-098-00 ..... 1-73, 1-75  
005-099-00 ..... 1-73, 1-75  
006-099-00 ..... 1-73, 1-75  
006-114-00 ..... 1-73, 1-75  
006-115-00 ..... 1-73, 1-75  
007-139-00 ..... 1-73, 1-75  
010-052-00 ..... 1-73, 1-75  
014-065-00 ..... 1-75  
034-031-00 ..... 1-73, 1-75  
034-032-00 ..... 1-73, 1-75  
034-048-00 ..... 1-73, 1-75  
034-057-01 ..... 1-75  
034-058-07 ..... 1-73  
040-180-00 ..... 1-75  
040-320-01 ..... 1-73  
046-096-00 ..... 1-75  
046-097-00 ..... 1-73, 1-75  
056-018-00 ..... 1-73, 1-75  
069-078-00 ..... 1-73, 1-75  
071-122-00 ..... 1-75  
100062 ..... 1-27  
10030 ..... 1-160  
100401 ..... 1-77  
100402 ..... 1-77  
100600 ..... 1-7, 1-93, 1-99, 1-103  
1-007-010006 ..... 1-175  
1-007-010025 ..... 1-170, 1-196  
10078 ..... 1-96, 1-107  
100823 ..... 1-11

100939 ..... 1-11  
101003 ..... 1-81, 1-83  
101014 ..... 1-27, 1-121  
10109 ..... 1-161, 1-167  
101386 ..... 1-193, 1-205  
101528 ..... 1-61, 1-63  
101847 ..... 1-73, 1-75, 1-84  
101848 ..... 1-84  
101849 ..... 1-84  
101855 ..... 1-7  
101864 ..... 1-150  
102-0204 ..... 1-167  
102186 ..... 1-99  
102187 ..... 1-103  
102188 ..... 1-103  
102361 ..... 1-71  
102363 ..... 1-51, 1-57, 1-65, 1-67, 1-71  
102364 ..... 1-51, 1-57, 1-71  
102732 ..... 1-65, 1-67, 1-68  
103055 ..... 1-52, 1-58  
103056 ..... 1-52, 1-58  
103738 ..... 1-83  
103805 ..... 1-73, 1-75  
103817 ..... 1-25, 1-52, 1-58  
103841 ..... 1-190  
103861 ..... 1-84  
103988 ..... 1-145, 1-149  
104108 ..... 1-79  
104243 ..... 1-123  
1046 ..... 1-111  
105408 ..... 1-71  
105479 ..... 1-37, 1-160, 1-173, 1-175  
105480 ..... 1-37, 1-160, 1-173, 1-175  
105481 ..... 1-37, 1-160, 1-173, 1-175  
105482 ..... 1-37, 1-160, 1-173, 1-175  
105483 ..... 1-37  
105822 ..... 1-7, 1-27, 1-173  
105902 ..... 1-173

106759 .....	1-175	109120 .....	1-52, 1-58
106760 .....	1-175	109138 .....	1-11, 1-52, 1-58
106956 .....	1-107	109158 .....	1-52, 1-58
107-0975 .....	1-15, 1-194, 1-195	109161 .....	1-127
107368 .....	1-103, 1-109	109177 .....	1-65, 1-67, 1-69
107369 .....	1-103, 1-109	109207 .....	1-52, 1-58
107470 .....	1-23, 1-52, 1-58	109209 .....	1-81
107498 .....	1-175	109524 .....	1-52, 1-58
107499 .....	1-175	109533 .....	1-71
107500 .....	1-175	109711 .....	1-127
107513 .....	1-175	109712 .....	1-127
107582 .....	1-52, 1-58	1-1/4ST ELL .....	1-175
107588 .....	1-52, 1-58	110-0116 .....	1-160
107592 .....	1-52, 1-58	110-0253 .....	1-160
107594 .....	1-52, 1-58	110435 .....	1-19
107621 .....	1-11, 1-52, 1-58	110448 .....	1-108
107622 .....	1-11, 1-52, 1-58	110451 .....	1-108
107657 .....	1-27	110452 .....	1-96, 1-108
107658 .....	1-27	110578 .....	1-160, 1-166
107660 .....	1-21, 1-23	110649 .....	1-52, 1-58
107732 .....	1-52, 1-58	110975 .....	1-77
107756 .....	1-27	110976 .....	1-77
107887 .....	1-15, 1-17, 1-29, 1-31	111008 .....	1-71
108294 .....	1-21, 1-23	111010 .....	1-71
108295 .....	1-160	111011 .....	1-71
108439 .....	1-117	111012 .....	1-71
108601 .....	1-160	111013 .....	1-71
108610 .....	1-11	111014 .....	1-71
108700 .....	1-11	111015 .....	1-71
108701 .....	1-11	111016 .....	1-71
108705 .....	1-52, 1-58	111017 .....	1-71
108746 .....	1-52, 1-58	111018 .....	1-71
108749 .....	1-11, 1-52, 1-58	111019 .....	1-71
108801 .....	1-37, 1-103, 1-113, 1-117, 1-121	111021 .....	1-68
108802 .....	1-37	111022 .....	1-71
108962 .....	1-182	111023 .....	1-71
108969 .....	1-15	11117 .....	1-95
109004 .....	1-11	111276 .....	1-177, 1-180, 1-181



11128	1-95	11434	1-107
11129	1-95	11440	1-107
11130	1-95	11441	1-107
11133	1-95	11446	1-107
11142	1-95	114562	1-11, 1-52, 1-58
11144	1-95	114584	1-81, 1-84
112047	1-77	114586	1-83, 1-84
112244	1-83	114588	1-84
112248	1-166	114619	1-77
1-123	1-2	114807	1-194
11240	1-96	114808	1-194, 1-195
112492	1-77	114814	1-11, 1-160, 1-166, 1-194, 1-195
112678	1-123	114815	1-160, 1-194, 1-195
112679	1-123	114983	1-127
1-128	1-2	115704	1-73
11308	1-95	115715	1-75
11309	1-107	115747	1-51, 1-57, 1-61, 1-81
11310	1-107	115749	1-51, 1-57
113214	1-21, 1-23	115843	1-194
113427	1-142	115877	1-11, 1-160, 1-166, 1-194, 1-195
113532	1-15	11599	1-107
113536	1-77	116324	1-45, 1-52, 1-58, 1-133
113562	1-52	116326	1-161
11368	1-95	116328	1-161
113856	1-160	116330	1-161, 1-166
11398	1-108	116378	1-93, 1-121
11402	1-107	116623	1-194, 1-195
11407	1-107	116624	1-194
114081	1-36	116628	1-194
11411	1-107	116800	1-127
11419	1-107	117503	1-142
11420	1-107	117504	1-142
11421	1-107	117505	1-142
11425	1-107	117506	1-142
11426	1-108	117507	1-142
11429	1-107	117558	1-124
11430	1-107	117559	1-124
11431	1-107	117561	1-124

117565	1-11	125399	1-195
117844	1-58	125684	1-108
117860	1-194	125799	1-133
117873	1-161	125892	1-103
11791	1-108	126900	1-71
1-181-010046-7	1-160, 1-166	12767	1-108
118-2659-9	1-81, 1-83	127708	1-71
11837	1-95	127777	1-73
118853	1-19	127778	1-75
119206	1-161	12783	1-107
119445	1-161, 1-166	128137	1-131
119553	1-166	128138	1-131
119621	1-103	128152	1-131
119622	1-103	128153	1-131
119949	1-124	12817	1-95
120384	1-161	128414	1-131
120478	1-170	128601	1-206
120659	1-161, 1-166	128774	1-161
120660	1-39, 1-161, 1-166	129006	1-71
120661	1-161, 1-166	129264	1-161
120662	1-166	1-295-010001	1-160, 1-166, 1-175
12073	1-107	1-295-010002	1-175
12075	1-95	129698	1-27
12146	1-108	1-297-010007-04	1-31, 1-33, 1-35, 1-104
121526	1-171	1-297-010007-05	1-15, 1-17, 1-31, 1-33, 1-35, 1-104, 1-113, 1-117, 1-121
12-16 070120	1-175	1-297-010007-11	1-65, 1-67, 1-128, 1-129
1-22	1-2	1-297-010007-12	1-81, 1-83
122154	1-180, 1-181	1-297-010007-14	1-17, 1-29
122726	1-121	1-297-010007-15	1-113
123014	1-166	1-297-010007-16	1-38
123166	1-168, 1-169, 1-170, 1-172	1-297-010008-05	1-29, 1-31, 1-33, 1-35, 1-65, 1-67, 1-104
123210	1-200	1-297-010008-07	1-17, 1-29, 1-31, 1-33, 1-35, 1-65, 1-67, 1-87, 1-89, 1-104, 1-113, 1-117, 1-121, 1-206
123882	1-77	1-297-010008-18	1-17, 1-29, 1-65, 1-67, 1-81, 1-83
124549	1-107	1-297-010009-02	1-128
124555	1-170	1-297-010010-01	1-17, 1-29, 1-31, 1-33, 1-35, 1-65, 1-67, 1-87, 1-89
12465	1-107		
124971	1-169		
125130	1-175		

1-297-010010-03	1-67	134608	1-131
1-297-010010-04	1-65, 1-67, 1-128, 1-129, 1-206	134616	1-131
1-297-010011-02	1-104	134657	1-113, 1-117, 1-121
1-297-010013-12	1-38	13468	1-95
1-297-010013-16	1-81, 1-83	134739	1-142
1-297-010014-02	1-29, 1-129, 1-206	134781	1-203
1-297-010015-09	1-17, 1-29, 1-113	134857	1-172
1-297-010015-11	1-83	134912	1-15
1-297-010017-03	1-81, 1-83	135181	1-11
1-297-010018-03	1-83, 1-104, 1-117, 1-121	135184	1-103, 1-113
1-297-010019-05	1-104, 1-117, 1-121	135357	1-15
1-297-010020-02	1-17, 1-29, 1-104, 1-113	135398	1-15
1-297-010022-02	1-17, 1-29, 1-104, 1-113, 1-206	135613	1-11, 1-52, 1-58
1-297-010031-02	1-104	135614	1-11
1-297-010032-03	1-104	135615	1-52, 1-58
1-298-010001-1	1-11, 1-51, 1-57, 1-153, 1-187, 1-189, 1-197	136203	1-73
129985	1-15	136224	1-27
13005	1-95	136578	1-172
130266	1-142	136580	1-169
13028	1-96, 1-108	136581	1-169
130280	1-190	136582	1-169
130282	1-190	13680	1-96
130537	1-205	136848	1-131
130538	1-205	136849	1-131
130540	1-205	136991	1-73
130662	1-169, 1-187, 1-197	136992	1-73
130895	1-131	137069	1-15
130896	1-131	137108	1-77
131196	1-11	137461	1-75
1-316-010013	1-160, 1-166	137485	1-75
131895	1-197	137634	1-196
1-323-010008	1-206	137635	1-196
132833	1-121	137943	1-169
13424	1-96, 1-108	137974	1-127
1-343-010006	1-45, 1-51, 1-57, 1-133, 1-138	137987	1-117
1-343-010007	1-177, 1-180, 1-181	138054	1-73
1-343-010011	1-204	138114	1-166
		138144	1-166

138145	1-166	1-397-010312032	1-160
138146	1-166	1-4	1-2
138160	1-166	140372	1-15, 1-17
138192	1-166	140802	1-103
1-382-010035-06	1-121	140820	1-171
138206	1-166	140821	1-171
138209	1-161	140824	1-171
13839	1-95	140910	1-35
1-384-010038024	1-81, 1-83	1410792	1-161, 1-166
1-384-010038038	1-81, 1-83	141606	1-15
1-384-010038076	1-83	141607	1-17, 1-29, 1-38, 1-128, 1-129
138814	1-31	141689	1-140
138818	1-166	141708	1-71
138955	1-75	141710	1-140
139071	1-166	1-42	1-2
139072	1-166	142457	1-52, 1-58
139073	1-166	142545	1-61, 1-63
139254	1-196	142550	1-77
139256	1-124	142553	1-61, 1-63
1-394-010001	1-51, 1-57	142923	1-203
139464	1-15, 1-183	142924	1-203
139465	1-11, 1-15, 1-17, 1-31, 1-35	143100	1-45, 1-128, 1-129, 1-135, 1-176
139478	1-108	143101	1-45, 1-128, 1-129, 1-135, 1-155, 1-176
139479	1-107	143102	1-45, 1-154, 1-155, 1-176
139525	1-117, 1-121	143103	1-45, 1-87, 1-89, 1-154, 1-155, 1-176
139540	1-140	143114	1-133, 1-135
139552	1-104	143121	1-45
139603	1-137	143123	1-45
1-397-010301100	1-175	143163	1-27, 1-29, 1-37
1-397-010301170	1-93, 1-99, 1-104	143167	1-45, 1-135
1-397-010302084	1-27	143246	1-103
1-397-010302172	1-93, 1-99, 1-104	143649	1-61, 1-63
1-397-010302206	1-27	143850	1-161
1-397-010302220	1-121	144608	1-141
1-397-010304018	1-160	144615	1-33
1-397-010304025	1-166	144979	1-73, 1-75
1-397-010304060	1-161	145104	1-11
1-397-010305164	1-27	145531	1-29

145538	1-154	1-512-010005-09	1-11, 1-51, 1-57, 1-93, 1-99, 1-103, 1-109, 1-113, 1-131, 1-133, 1-140, 1-153, 1-160, 1-167, 1-168, 1-170, 1-172, 1-175, 1-182, 1-184, 1-187, 1-189, 1-193, 1-194, 1-197, 1-198, 1-199, 1-201
145588	1-184, 1-187	1-512-010005-13	1-11, 1-51, 1-57, 1-103, 1-123, 1-124, 1-205
145589	1-187	1-512-010005-15	1-51, 1-57, 1-191, 1-200
145598	1-198	1-512-010005-19	1-169, 1-190
145599	1-198	1-512-010007-03	1-45, 1-65, 1-67, 1-133, 1-207
146897	1-155	1-512-010007-05	1-11, 1-51, 1-57, 1-67, 1-103, 1-109
146929	1-135, 1-155	1-512-010007-09	1-71
147464	1-84	1-512-010007-12	1-103
147468	1-168	151818	1-189
147469	1-168	153102	1-133
147471	1-168	153402	1-79
1-48	1-2	153408	1-79
148241	1-93, 1-99	153409	1-79
148585	1-155	153420	1-194, 1-195
148949	1-170	153754	1-131
150076	1-12	153755	1-131
150093	1-45, 1-128, 1-129, 1-135	154166	1-107
150111	1-45, 1-117, 1-141, 1-154	155411	1-189
150114	1-141	1-557-010014	1-131
150116	1-154	1-557-010362-63	1-131, 1-137, 1-168
150117	1-45, 1-117, 1-121, 1-133, 1-135, 1-138, 1-141, 1-204	155780	1-7
1-510-010001	1-15, 1-19, 1-25, 1-31, 1-51, 1-57, 1-61, 1-63	1-560-010002-01	1-33, 1-87, 1-89
1-510-010003-09	1-195, 1-202	1-560-010002-03	1-81, 1-83, 1-160
1-510-010004-03	1-19	1-560-010002-04	1-38, 1-81, 1-83, 1-167, 1-175
1-511-010001-07	1-11, 1-51, 1-57	1-560-010002-05	1-81, 1-83, 1-175
1-512-010002-09	1-117, 1-121	1-560-010002-07	1-175
1-512-010003-02	1-31, 1-33, 1-35	156010	1-7
1-512-010004-03	1-103, 1-160	156171	1-166
1-512-010005-01	1-11, 1-19, 1-29, 1-45, 1-51, 1-57, 1-65, 1-68, 1-87, 1-89, 1-128, 1-129, 1-154, 1-155, 1-166, 1-177, 1-192	156173	1-166
1-512-010005-03	1-11, 1-31, 1-45, 1-117	1-578-010015-04	1-133
1-512-010005-05	1-25, 1-27, 1-29, 1-51, 1-57, 1-81, 1-83, 1-93, 1-99, 1-104, 1-124, 1-131, 1-137, 1-145, 1-149, 1-150, 1-160, 1-166, 1-175, 1-177, 1-180, 1-181, 1-192, 1-203, 1-206	159001	1-75
		160084	1-153
		161150	1-184
		161155	1-184

162207	1-118, 1-122	1-654-010036-05	1-103
162208	1-118	1-654-010047-03	1-177, 1-192
162210	1-118, 1-122	1-654-010047-04	1-68, 1-129
162211	1-118, 1-122	1-654-010047-06	1-45, 1-65, 1-67, 1-87, 1-89, 1-154, 1-155, 1-160
162213	1-118	1-654-010047-07	1-29, 1-128
162214	1-118	1-654-010047-09	1-19, 1-167
162215	1-118, 1-122	1-654-010049-03	1-39, 1-77, 1-79
162216	1-118, 1-122	1-654-010049-05	1-11, 1-117
162217	1-122	1-654-010049-06	1-45
162218	1-118, 1-122	1-654-010051-03	1-15, 1-51, 1-57, 1-206
162219	1-118, 1-122	1-654-010051-05	1-25, 1-29, 1-79, 1-124, 1-192
162220	1-118	1-654-010051-06	1-19, 1-61, 1-93, 1-99, 1-131, 1-160, 1-167, 1-175
162258	1-189	1654-010051-06	1-63
162259	1-189	1-654-010051-07	1-15, 1-25, 1-137, 1-167, 1-196
162260	1-189	1-654-010051-08	1-81, 1-83, 1-177
162415	1-103	1-654-010051-09	1-31, 1-160, 1-167, 1-203
162941	1-118, 1-122	1-654-010051-10	1-124
162942	1-122	1-654-010051-11	1-51, 1-57
162943	1-122	1-654-010051-13	1-51, 1-57
162944	1-122	1-654-010051-14	1-180, 1-181
162945	1-122	1-654-010051-15	1-52, 1-137
1-630-010021-01	1-27	1-654-010055-01	1-103, 1-109, 1-194, 1-195
1-630-010021-02	1-11, 1-51, 1-57	1-654-010055-02	1-169, 1-194
163472	1-107	1-654-010055-03	1-103, 1-131, 1-133, 1-160, 1-167, 1-168, 1-172, 1-175, 1-187, 1-189, 1-193, 1-194, 1-201, 1-202
163502	1-127	1-654-010055-04	1-93, 1-99, 1-103, 1-113, 1-133, 1-175, 1-184, 1-189
163769	1-200	1-654-010055-05	1-11, 1-51, 1-57, 1-103, 1-170, 1-198, 1-199
163770	1-200	1-654-010055-07	1-195
163790	1-191	1-654-010055-09	1-172
163791	1-191	1-654-010055-10	1-169, 1-189
163996	1-133, 1-135, 1-138, 1-204	1-654-010055-13	1-131, 1-153, 1-160, 1-197
1-64	1-2	1-654-010055-16	1-93, 1-99
164052	1-45, 1-135, 1-138, 1-204	1-654-010059-03	1-123, 1-124
164053	1-117, 1-121	1-654-010059-05	1-123
1-647-010004255	1-103	1-654-010059-11	1-11, 1-51, 1-57, 1-205
1-647-010004259	1-21, 1-23		
1-654-010021014	1-33, 1-35		
1-654-010024014	1-31		
1-654-010024055	1-103		

1-654-010059-15	1-103	170471	1-129
1-654-010061-05	1-191, 1-200	171159	1-129
1-654-010061-21	1-51, 1-57	171160	1-129
1-654-010065-15	1-190	171161	1-129
1-654-010070-03	1-182	171320	1-17
1-654-010089-13	1-140	171892	1-52, 1-58
1-654-010141-04	1-103	1-72	1-2
1-654-010147-06	1-11	172877	1-122
1-654-010150-05	1-11, 1-51, 1-57	172878	1-121
1-654-010158-1	1-11, 1-45, 1-51, 1-57	172882	1-177, 1-180, 1-181
1-656-010003051	1-31, 1-45, 1-65, 1-67, 1-133, 1-207	173860	1-161, 1-166
1-656-010003053	1-133	174043	1-117
166421	1-113, 1-114	174092	1-192
166766	1-161, 1-166	174188	1-113, 1-117, 1-121
166767	1-202	174552	1-121, 1-199
167521	1-118	174553	1-117
167975	1-133	174598	1-207
168593	1-87, 1-90	175358	1-128
168610	1-87, 1-89, 1-91	175359	1-128
168612	1-91	175360	1-128
168613	1-87, 1-89, 1-91	175363	1-128
168614	1-91	175365	1-128
168615	1-91	175625	1-193
168616	1-87, 1-89, 1-91	175632	1-193
168617	1-87, 1-89, 1-91	175989	1-207
168618	1-91	176069	1-19
169365	1-37	176076	1-91
169531	1-161, 1-166	176420	1-176, 1-177
169532	1-161, 1-166	176421	1-177
169639	1-190	176424	1-177, 1-180, 1-181
169641	1-190	176425	1-177, 1-180, 1-181
169853	1-135, 1-138, 1-204	176432	1-176
170109	1-161, 1-166	176440	1-177
170110	1-161, 1-166	176473	1-90
170111	1-166	176476	1-90
170112	1-166	176477	1-90
170470	1-129	176478	1-90
		176479	1-90

178383	1-117	180225	1-91
178384	1-177	180226	1-91
178389	1-177, 1-180, 1-181	180227	1-91
178428	1-161, 1-166	180228	1-91
178444	1-25	180229	1-91
178592	1-87, 1-89, 1-91	18024	1-95
178638	1-161, 1-166	18026	1-95
178714	1-122	18027	1-95
178715	1-118, 1-122	18028	1-95
178716	1-122	18029	1-96
178717	1-122	18030	1-95
178718	1-118	18032	1-95
178999	1-118	18033	1-107
179000	1-118	18034	1-107
179001	1-118	18035	1-107
179002	1-36	18039	1-95
179085	1-176	18044	1-95
179088	1-176	18047	1-95, 1-107
179089	1-176	18056	1-96
179090	1-161, 1-166	180570	1-135
1-796-010003-02	1-176	18078	1-95
179902	1-135, 1-141	181546	1-183
179906	1-45	181547	1-183
179933	1-191	181548	1-183
179955	1-77	1-822-010001	1-11
1-8	1-2	1-822-010002	1-138, 1-160
1-80	1-2	182459	1-183
18002	1-96, 1-108	1-833-010001	1-17, 1-29, 1-31, 1-33, 1-35, 1-65, 1-67, 1-87, 1-89, 1-104, 1-117, 1-121, 1-129, 1-206
18009	1-95	1-833-010002	1-17, 1-29, 1-33, 1-35, 1-65, 1-67, 1-81, 1-83
18015	1-95	1-833-010003	1-17, 1-29, 1-33, 1-35, 1-81, 1-83, 1-113
18016	1-95	183413	1-45, 1-87, 1-89
18019	1-95	183665	1-182
18020	1-95	183670	1-182
18022	1-107	184138	1-52
180221	1-128	1-843-010014	1-51, 1-57, 1-77
180222	1-91	184392	1-128
180223	1-91		
180224	1-91		



184501	1-133, 1-135	187859	1-45, 1-135, 1-141
1-86	1-2	187860	1-45
1-861-010032-01	1-31, 1-33, 1-35	187863	1-135
1-861-010032-03	1-133, 1-207	187864	1-46
1-861-010032-06	1-29	187868	1-45
1-861-010032-07	1-11, 1-45, 1-51, 1-57, 1-65, 1-67, 1-87, 1-89, 1-128, 1-129, 1-154, 1-155, 1-167, 1-192	187869	1-141
1-861-010032-08	1-11, 1-39	189015	1-179
1-861-010032-09	1-45, 1-117	189253	1-7, 1-12
1-861-010032-10	1-15, 1-93, 1-99, 1-103, 1-167, 1-177, 1-180, 1-181	189278	1-12
1-861-010032-11	1-15, 1-25, 1-27, 1-29, 1-51, 1-57, 1-61, 1-63, 1-81, 1-83, 1-124, 1-131, 1-137, 1-145, 1-149, 1-150, 1-160, 1-167, 1-196	189279	1-12, 1-19
1-861-010032-14	1-103, 1-109, 1-113, 1-117, 1-121, 1-168, 1-193	189280	1-12
1-861-010032-15	1-11, 1-51, 1-57, 1-93, 1-99, 1-103, 1-131, 1-133, 1-140, 1-160, 1-167, 1-169, 1-170, 1-172, 1-182, 1-184, 1-189, 1-193, 1-194, 1-195, 1-198, 1-199, 1-202	189281	1-12
1-861-010032-18	1-103	189285	1-39
1-861-010032-19	1-11, 1-51, 1-57, 1-124	189292	1-7
1-861-010032-20	1-191, 1-200	189308	1-161, 1-166
1-861-010032-21	1-51, 1-57, 1-190	189309	1-161, 1-166
1-861-010034-07	1-45, 1-65, 1-67, 1-133, 1-207	189310	1-161, 1-166
1-861-010034-09	1-11, 1-51, 1-57, 1-65, 1-67, 1-104, 1-109, 1-160	189311	1-161, 1-166
1-861-010034-10	1-39, 1-77, 1-79	189320	1-52, 1-58
1-861-010034-11	1-15, 1-51, 1-57, 1-79, 1-131, 1-167, 1-196	189360	1-160
1-861-010034-13	1-71, 1-93, 1-99, 1-113, 1-160, 1-175	189360FI	1-160
186811	1-161, 1-166	189361	1-161
186875	1-39	189364	1-161
186901	1-133, 1-179, 1-199	189369	1-161
186902	1-39	19045	1-95, 1-107
187833	1-45, 1-179	190556	1-192
187855	1-45, 1-179	190557	1-192
187856	1-45, 1-179	190700ZP	1-52, 1-58
187857	1-45	190701	1-52, 1-58
187858	1-45	190705ZP	1-52, 1-58
		190706	1-52, 1-58
		191545	1-133
		191552	1-180, 1-181
		191554	1-180, 1-181
		191555	1-179, 1-180
		191556	1-179, 1-181
		191557	1-179
		191558	1-179

191559	1-179	194123	1-114
191568	1-180, 1-181	194124	1-114
191569	1-179	194305	1-114
191808	1-135	194306	1-114
191809	1-135	194307	1-114
191811	1-133	194308	1-114
191813	1-138	194309	1-114
191814	1-138	194310	1-114
191831	1-199	194395	1-25, 1-27, 1-39
191832	1-199	194396	1-39
191833	1-204	194400	1-25, 1-27
191834	1-141	194401	1-25, 1-27, 1-36
191835	1-141	194402	1-39, 1-40
191847	1-40	194406	1-31, 1-33, 1-35
191848	1-40	194407	1-27
191849	1-39, 1-40	194410	1-45
191850	1-39, 1-40	194411	1-45
191872	1-133	195009	1-145, 1-149
1-92	1-2	195395	1-89, 1-90
192208	1-7	195725	1-25
193400	1-40	195726	1-25
193401	1-40	195807	1-21
193403	1-40	195809	1-21
193442	1-40	195812	1-21
193443	1-40	195814	1-21
193444	1-40	195817	1-21
193445	1-40	195819	1-21
193446	1-40	195848	1-21, 1-45
193447	1-40	195849	1-21
193456	1-133	195850	1-21, 1-45
193904	1-161	195851	1-21
193912	1-7	195852	1-21, 1-45
194117	1-114	195853	1-21
194118	1-114	195882	1-202
194119	1-114	196165	1-7, 1-133
194120	1-114	196167	1-7
194121	1-114	196168	1-7
194122	1-114	196169	1-7

196171	1-7	202702-20-20S	1-167
196173	1-7	202713-16-16S	1-161
196174	1-7	203102-12-12S	1-37, 1-161
196175	1-7	203703	1-192
196176	1-7	204075	1-137
196177	1-7	204076	1-137
196178	1-7	204089	1-137
196181	1-7	204094	1-137
196817	1-113	204095	1-137
196818	1-113	204096	1-137
197318	1-91	204124	1-39
1974	1-109	204158	1-12
197613	1-87, 1-89, 1-91	204160	1-202
198996	1-113	2047-12-12S	1-175
199104	1-118, 1-122	205710	1-161
199105	1-161	205712	1-161
201641	1-36	205742	1-129
201642	1-118, 1-122	205744	1-129
201643	1-118, 1-122	205747	1-129
201644	1-118, 1-122	205836	1-87, 1-89
201645	1-118, 1-122	205837	1-87, 1-89
201650	1-118, 1-122	2062-10-8S	1-93, 1-99, 1-104
202094	1-61, 1-63	2062-12-12S	1-39, 1-160, 1-167
202099	1-61, 1-63	2062-12-8S	1-27
202103	1-61, 1-63	2062-16-8S	1-175
202111	1-61, 1-63	2071-12-12S	1-39
2021-12-12S	1-167	2071-8-8S	1-113
202119	1-63	2081-8-6S	1-38
202207	1-87, 1-89	2083-8-4S	1-65, 1-67, 1-87, 1-89
202225	1-161	2083-8-8S	1-81, 1-83
202226	1-161	2088-6-6S	1-38, 1-81, 1-83
2024-12-12S	1-160, 1-175	2089-6-6S	1-81, 1-83
2024-12-8S	1-175	209102	1-47
202578	1-7	209103	1-47
202702-10-8S	1-27, 1-39, 1-93, 1-99, 1-104, 1-113, 1-117, 1-121	2-095-010017	1-192
202702-12-12S	1-39, 1-167	210292-12S	1-37
202702-12-8S	1-27	210377	1-161, 1-167
		212074	1-31

213287	1-46	215061	1-51, 1-87
213290	1-45	215063	1-25, 1-27, 1-29, 1-31, 1-45
213295	1-46, 1-52, 1-58, 1-133	215064	1-29
213296	1-45, 1-52, 1-58, 1-133	215065	1-27
213297	1-45, 1-133, 1-179, 1-180, 1-181	215067	1-27, 1-45
213298	1-45, 1-180, 1-181	215069	1-25, 1-27, 1-29, 1-31
213304	1-45	215070	1-29
213332	1-29, 1-31	215071	1-25, 1-27, 1-29, 1-31
213333	1-52, 1-58	215072	1-29
213400	1-29	215073	1-27
213496	1-19	215075	1-27
213497	1-31, 1-45, 1-47	215077	1-25, 1-27, 1-29, 1-31
213497FI	1-47	215078	1-29
213500	1-12	215080	1-29
213502	1-19	215082	1-7
213503	1-47	215083	1-7
213987	1-19	215084	1-7
213988	1-19	215086	1-57, 1-63, 1-67, 1-83
214407	1-133	215087	1-57, 1-63, 1-67, 1-83
214408	1-133	215088	1-57, 1-63, 1-67, 1-83
214409	1-133	215090	1-57, 1-63, 1-67, 1-83
214410	1-133	215091	1-57, 1-63, 1-67, 1-83
214411	1-133	215093	1-57, 1-89
214412	1-133	215094	1-57, 1-89
214488	1-7, 1-12, 1-25	215095	1-57, 1-89
214489	1-11	215096	1-57, 1-89
214499	1-51, 1-61, 1-65, 1-81	215097	1-57, 1-89
214500	1-51, 1-61, 1-65, 1-81	215098	1-57, 1-89
2-150-010240	1-177	215099	1-57, 1-63, 1-67, 1-83
215051	1-51, 1-61, 1-65, 1-81	215100	1-7
215052	1-51, 1-61, 1-65, 1-81	215101	1-7
215053	1-51, 1-61, 1-65, 1-81	215111	1-11
215054	1-51, 1-61, 1-65, 1-81	215227	1-25, 1-27, 1-29, 1-31, 1-45
215056	1-51, 1-87	215262	1-11
215057	1-51, 1-87	215528	1-11
215058	1-51, 1-87	215594	1-11
215059	1-51, 1-87	216230	1-46, 1-52, 1-58
215060	1-51, 1-87	216599	1-61, 1-63

216601	1-25, 1-40	221022	1-23, 1-145
216805	1-52, 1-58	221023	1-23, 1-145
216920	1-131	221024	1-23, 1-149
216921	1-131	221025	1-23
218046	1-161, 1-167	221036	1-146
218058	1-96	221037	1-146
2-181-010001	1-25	221038	1-146
218129	1-133	221039	1-146
21925	1-95	2215-16-20S	1-160
219310	1-23, 1-145, 1-149	2216-12-12S	1-173
219311	1-23, 1-145	222951	1-23
219312	1-23	222952	1-23
219313	1-23	222953	1-23
219330	1-145	222954	1-23
219331	1-145	222955	1-23
219332	1-145	222956	1-23
219333	1-145	222957	1-23
219344	1-149	222958	1-23
219345	1-149	222959	1-23
219346	1-149	222960	1-23
219347	1-149	222961	1-23
220291	1-192	222962	1-23
220292	1-192	222965	1-150
220293	1-193	222966	1-150
220294	1-193	222968	1-145
220408	1-23, 1-145, 1-149	222968FI	1-145
220409	1-23	222969	1-145
220431	1-150	222969FI	1-145
220432	1-150	222970	1-145
220442	1-23, 1-145	222970FI	1-145
220443	1-23	222971	1-145
220444	1-145	222971FI	1-145
220445	1-145	222972	1-145
220446	1-145	222972FI	1-145
220447	1-145	222973	1-145
220448	1-149	222973FI	1-145
220449	1-149	223004	1-149
220673	1-79	223005	1-149

223006	1-149	23079	1-96
223007	1-149	23081	1-96, 1-108
223024	1-149	23083	1-96
223025	1-149	23085	1-96
223027	1-149	23144	1-108
223028	1-149	23303	1-95
223037	1-149	23367	1-107
223038	1-149	23470	1-95
223039	1-149	2389	1-109
223040	1-149	2481X	1-161, 1-167
223041	1-149	2481X DRY	1-161
223042	1-149	2-557-010426	1-205
223124	1-149	2-573-010335	1-7, 1-15
223259	1-52	2-684-010001	1-51, 1-57
223938	1-77	2-684-010045	1-51, 1-57
223993	1-79	26976	1-107
223994	1-79	2-720-010008	1-51, 1-57
223995	1-79	3/8P COUPL	1-160
223996	1-79	3-014-010255	1-103
223997	1-79	3-054-010101	1-131
223998	1-79	3067	1-77
223999	1-79	3-120-010124	1-160, 1-167
224000	1-79	3-120-010445	1-29, 1-104, 1-206
224001	1-79	3-120-010461	1-175
224002	1-79	3-120-010494	1-187, 1-189
224003	1-79	3-125-010465	1-103
224004	1-79	3-141-010008	1-131
2240-12-12S	1-160	3-141-010121-2	1-131, 1-168
224909	1-149	3-141-010155	1-131, 1-138
224910	1-149	3-150-010186	1-103, 1-109
224911	1-149	3-150-010196	1-103
224912	1-149	3-155-010012	1-167
225284	1-127	3-155-010017-4	1-93, 1-113
225965	1-79	3-155-010018-6	1-99, 1-103, 1-117
225978	1-79	3-162-010001	1-160, 1-167, 1-175
2263	1-111	3-174-010038	1-93, 1-99, 1-103, 1-113, 1-117
22752	1-95	3-174-010039036	1-93, 1-99, 1-103, 1-113, 1-117
23078	1-96, 1-108	3-174-010059	1-121

3-174-010060036	1-121	3-659-010012	1-77
3-182-010028	1-160, 1-167	3-711-010025	1-131
3-316-010008	1-160, 1-167	3-720-010010	1-93, 1-99
3-352-010067-2	1-187, 1-189	3-720-010035	1-103
3-360-010072	1-15	3-720-010042	1-15, 1-17, 1-52, 1-58, 1-65, 1-67, 1-103
3-368-010252	1-87, 1-89, 1-117, 1-121, 1-129, 1-135, 1-138, 1-204	3-725-010058	1-123
3-399-010001	1-175	3-755-010080	1-131
3-443-010018	1-160	3-762-010017	1-52, 1-58
346SL	1-123	3-780-010002	1-65, 1-67, 1-81, 1-83
3-481-010006	1-93, 1-111	3-786-010043	1-175
3-481-010006FI	1-111	3-793-010040	1-201
3-481-010007	1-99, 1-103, 1-111	3-793-010041	1-201
3-481-010007FI	1-111	3-831-010172	1-103
3-482-010249	1-131	3-831-010182	1-103
3-482-010503	1-175	3-843-010038	1-38
3-485-010001	1-51, 1-57	3-843-010039-02	1-31, 1-33, 1-35, 1-104
3-522-010017	1-103	3-870-010097	1-77
3-557-010380	1-131, 1-168	3-870-010104	1-77
3-557-010543	1-187, 1-189	3-870-010106	1-77
3-557-010544	1-187, 1-189	3-870-010107	1-77
3-561-010001	1-175	3-870-010116	1-77
3-565-011688	1-103	3-873-010122	1-93, 1-95
3-565-011792	1-187, 1-189	3-873-010123	1-99, 1-104, 1-107
3-565-011793	1-187, 1-189	3-873-010124	1-93
3-573-010031	1-52, 1-58	3-873-010140-01	1-99, 1-187
3-573-010085	1-7	3-873-010140-06	1-202
3-573-010210	1-7	3-873-010144-01	1-93
3-573-010299	1-7	40-0667-02	1-160, 1-167
3-573-010349	1-7	4009	1-77, 1-79
3-573-010377	1-7, 1-52, 1-58	43028	1-46, 1-63, 1-67
3-573-010378	1-131	514-9045-26	1-167
3-591-010001	1-175	514-9045-30	1-160
3-626-010004	1-29, 1-104	514-9073-18	1-167
3-642-010134	1-153, 1-197	514-9073-30	1-160
3-645-010059	1-153, 1-197	55B61	1-37, 1-104, 1-117, 1-121
3-645-010087	1-187, 1-189	55B61-6	1-37
3-645-010088	1-187, 1-189	55B61-7	1-37

56D4	1-81, 1-83
61333	1-96
61344	1-108
622-3511-008	1-52, 1-58
63680	1-77
6-557-010163	1-131, 1-137
6828	1-175
71503635	1-15
758-181	1-81, 1-83
7HCGHT500	1-93, 1-99, 1-103, 1-113, 1-117
805-2	1-81, 1-83
81006	1-95
81009	1-95
81025	1-95
81077	1-107
81078	1-107
81080	1-107
81081	1-107
81264	1-45, 1-117, 1-121, 1-133, 1-138, 1-141, 1-204
81530	1-95
8-720-010013	1-52, 1-58
88005	1-108
900-08-139	1-71
900-44-207	1-69
900 45 040	1-71
900 54 007	1-65, 1-68
900-54-007	1-67
900-54-079	1-65, 1-67, 1-69
900-54-088	1-29, 1-31, 1-69
900598-12S	1-161, 1-167
90508009	1-71
905-54-107	1-17, 1-29, 1-65, 1-67, 1-68, 1-104, 1-113, 1-117, 1-121
905-57-129	1-71
934 00 149	1-71
934-00-492	1-71
934-00-506	1-71
936 00 077	1-71

---

**A**


---

A10037.3	1-127
A10038.7	1-127

---

**B**


---

B7-141-003	1-131, 1-138
------------	--------------

---

**C**


---

C10256	1-127
C2001	1-109
C3069X12	1-175

---

**H**


---

HM212011	1-77
HM212049	1-77
HM218210	1-77
HM218248	1-77, 1-79

---

**K**


---

K71-101-00	1-73, 1-75
K71-136-00	1-75
K71-460-00	1-73

---

**P**


---

PTO	1-175
-----	-------

---

**R**


---

RPRB59004X3H	1-194, 1-195
RTR7999X4ZP	1-103
RWD39021	1-146, 1-149



**T**

---

TR545D .....	1-77
TR573 .....	1-77

Eastern Wrecker Sales Inc

Eastern Wrecker Sales Inc

**Document Control Revision Log:**

Date	Form #	Improvement(s): Description and Comments
03/11/2020	F-1004	Updated with ECN 45488

Eastern Wrecker Sales Inc



**Intertek**

Equipment from Landoll Corporation is built to exacting standards ensured by ISO 9001 registration at all Landoll manufacturing facilities.

# 930E/950E Hydraulic Tail Semitrailer Parts Manual

## Re-Order Part Number F-1004-0320

**LANDOLL CORPORATION**

1900 North Street

Marysville, Kansas 66508

(785) 562-5381

800-428-5655 ~ [WWW.LANDOLL.COM](http://WWW.LANDOLL.COM)



Copyright 2020. Landoll Corporation

“All rights reserved, including the right to reproduce this material or portions thereof in any form.”

