



# MODEL 400 SERIES TRAVELING AXLE



Enhanced Lighted Control Panel with  
Optional Wireless Remote Control




LED Lights



Undercarriage



Optional Aluminum Pullouts



Container Rail




Centralized Grease


**Proven Solutions for Your Hauling Needs!**  
**1-800-428-5655 | [www.landoll.com/trailers](http://www.landoll.com/trailers)**








48"x102" Mesh Bulkhead with Chain Binder Rack



Aluminum LED Light Bar with Bulkhead Wings




Dual LED Strobe Beacon

Chain Binder Rack



Mesh Bulkhead with Spare Tire Rack




20K Braden - Winch Guard




20K Warn Two Speed



30K Winch with 4 Way Cable Roller Guide



20K Winch with 4 Way Cable Roller Guide



Angled D-Rings / Strap Rackets



Chain / Rub Rail



Center Deck Keyhole Tie Downs Flush with Wood



Slope Roller




Railroad Track for Lower and Upper Deck



Hydraulic Dock Levelers



Container Skid Plate with Outer Toe Board



Traction Plate Over Approach Plate



Air Weigh Digital Scale



Meritor Tire Inflation



Hydraulic Hook Up




Disc Brakes





Standard Upper Deck or Side Opening Toolboxes. Both with Stainless Steel Bottom and LED Lights Inside.



Night Light Package



Swing Out Lights



Non-Skid Paint




Folding Steps



6.5° Load Angle



Optional J-Hook



Shock Strap